GOLD COAST PARKLANDS REDEVELOPMENT LOT 460 ON SP222438 - CNR SMITH STREET & PARKLANDS DRIVE, SOUTHPORT TRUNK INFRASTRUCTURE

ELECTRICAL AND HYDRAULIC ENGINEERING WORKS FOR : DEPT. OF STATE DEVELOPMENT, INFRASTRUCTURE AND PLANNING

DRAWING SCHEDULE

DWG. NO.	DESCRIPTION
E100 -AA005621	DRAWING SCHEDULE AND LOCALITY PLAN
E101 -AA005621	SECTIONS AND DETAILS
E102 -AA005621	POWER, GAS AND COMMUNICATIONS RETICULATION LAYOUT PLAN SHEET 1 OF 6
E103 -AA005621	POWER, GAS AND COMMUNICATIONS RETICULATION LAYOUT PLAN SHEET 2 OF 6
E104 -AA005621	POWER, GAS AND COMMUNICATIONS RETICULATION LAYOUT PLAN SHEET 3 OF 6
E105 -AA005621	POWER, GAS AND COMMUNICATIONS RETICULATION LAYOUT PLAN SHEET 4 OF 6
E106 -AA005621	POWER, GAS AND COMMUNICATIONS RETICULATION LAYOUT PLAN SHEET 5 OF 6
E107 -AA005621	POWER, GAS AND COMMUNICATIONS RETICULATION LAYOUT PLAN SHEET 6 OF 6

PLANS AND DOCUMENTS
referred to in the PDA APPROVAL
16 JAN 2014
MEDQ

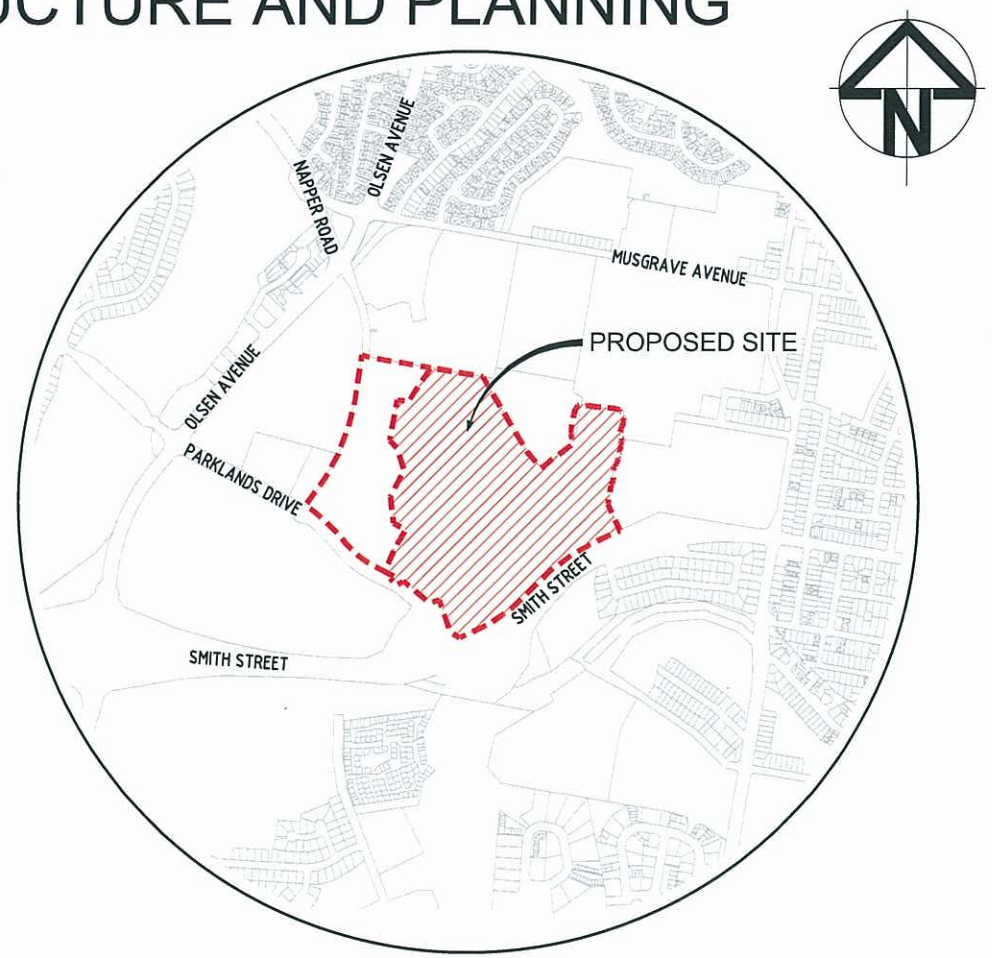

LOCALITY PLAN
SCALE 1:10000

Issue	Description	Author	Date
P2	PRELIMINARY ISSUE		10.10.13
P1	PRELIMINARY ISSUE		25.06.13

Scale: 0 100 200 400 600 800 1000m — 1 : 10000

Surveyor: BENNETT + BENNETT
Property Consultants, Surveyors + Town Planners
All mail to: PO Box 5021, GCMC., Qld. 9726
mail@bennettandbennett.com.au
BBH Pty. Ltd. A.C.N. 010 427 531
COOMERA OFFICE
9 Jowett Street,
Coomera, 4209
Ph (07) 5573 6177
Fax (07) 5529 4342

Architect: ARCHIPELAGO

Filename: E100-AA005621-DWGSCH.DWG

Client: Queensland Government
DEPARTMENT OF STATE DEVELOPMENT, INFRASTRUCTURE & PLANNING

Status: PRELIMINARY
NOT TO BE USED FOR CONSTRUCTION

Approved | R.E.P.Q. No :

Scales	1:10000	Current Issue Signatures	
Original Size	A1	Author M.GRACE	
Height Datum	MGA/AHD 56	Designer B.TOUGH	
Grid	GRID	Reviewer G.SORENSEN	

© Copyright reserved

Project: GOLD COAST PARKLANDS REDEVELOPMENT
TRUNK INFRASTRUCTURE

Title: DRAWING SCHEDULE & LOCALITY PLAN

Hyder
HYDER CONSULTING PTY. LTD
ABN 76 104 485 289
P O Box 1653
Southport, QLD 4101
Australia
Tel: +61 (07) 5532 3933
Fax: +61 (07) 5591 4778
www.hyderconsulting.com

Drawing No.	Project No.	Issue
E100	AA005621	P2

10/Oct/2013 5:06 PM F:\AA005621\E-CAD\D-BIS\D-Docs\E100-AA005621-DWGSCH.dwg V1

180mm on Original

LEGEND

— HV —	PROPOSED HIGH VOLTAGE ELECTRICAL CONDUIT RETICULATION
— LV —	PROPOSED LOW VOLTAGE ELECTRICAL CONDUIT RETICULATION
— C —	PROPOSED COMMUNICATIONS CONDUIT RETICULATION
— GAS —	PROPOSED GAS RETICULATION
— — S — — —	EXISTING SEWERAGE RETICULATION
— — SWD — — —	EXISTING STORMWATER RETICULATION
— — W — — —	EXISTING WATER RETICULATION
— — — —	NOMINAL KERB LINE
— — —	SITE BOUNDARY

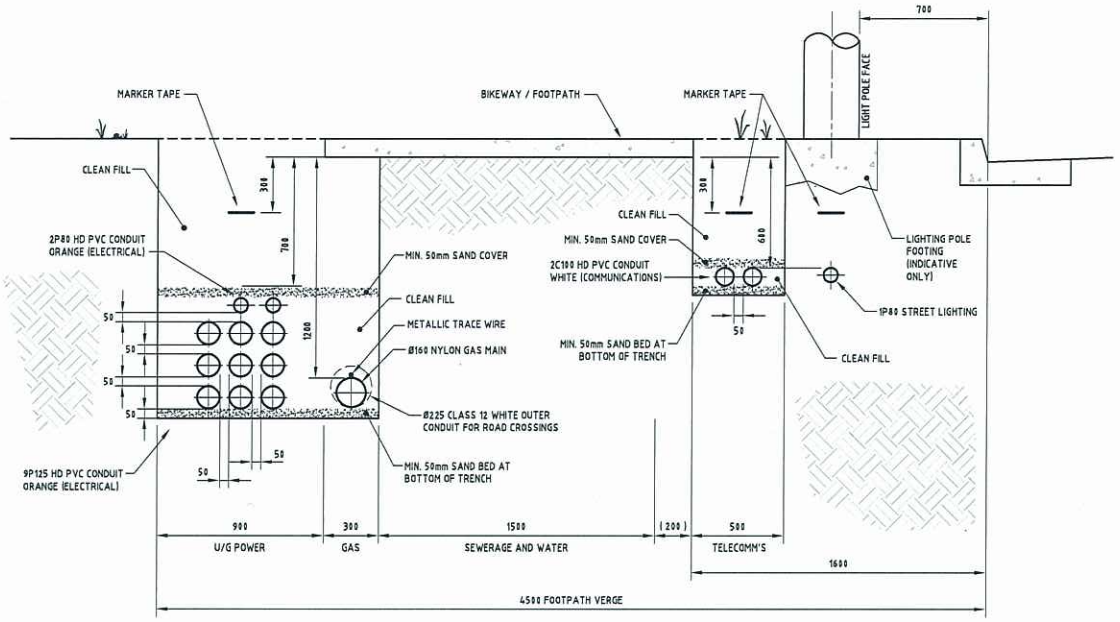

TYPICAL CONSOLIDATED UNDERGROUND CABLING TRENCH TYPICAL SERVICES SEGREGATION

N.T.S

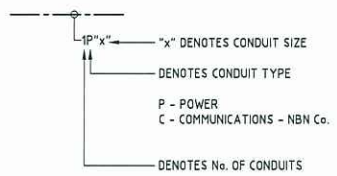

CONDUIT IDENTIFICATION DETAIL

NOTES

1. ALL COMMUNICATIONS INFRASTRUCTURE TO BE CONSTRUCTED IN ACCORDANCE WITH NBN Co. GUIDELINES FOR NEW DEVELOPMENTS.
2. ALL COMMUNICATIONS CONDUITS TO BE WHITE, LABELLED AS NBN Co.
3. ALL COMMUNICATIONS ROAD CROSSING CONDUIT INSTALLATIONS ARE TO BE INSTALLED AS CLOSE TO 90° TO THE ROAD IN OR UNDER WHICH THE CONDUIT ARE BEING INSTALLED.
4. COMMUNICATIONS CONDUIT INSTALLATION TO COMPLY WITH AS/NZS 2032:2006.
5. ALL COMMUNICATIONS CONDUIT INSTALLED REQUIRE TESTING VIA A MANDREL TO BE HAULED THROUGH TO CHECK FOR CONDUIT CONCENTRICITY AND CONTINUITY. ONCE TESTED AND THE CONDUIT'S INTEGRITY IS IDENTIFIED AS ACCEPTABLE, ALL CONDUITS ARE SEALED USING PLASTIC DUCT COVERS.
6. COMMUNICATIONS PITS TO BE POSITIONED WITH THEIR LONG SIDE PARALLEL TO THE ADJACENT PROPERTY BOUNDARY OR ROADWAY.
7. ALL POWER INFRASTRUCTURE TO BE CONSTRUCTED IN ACCORDANCE WITH ENERGEX GUIDELINES.
8. ALL POWER CONDUITS SHALL COMPLY WITH AS/NZS 2053.
9. ENDS OF CONDUITS SHALL BE SEALED USING ENERGEX APPROVED METHODS. DRAW WIRES TO BE INSTALLED IN ALL CONDUITS.
10. ALL GAS PIPING AND CONDUIT SHALL COMPLY WITH AS/NZS 5601:2004.
11. WHERE GAS PIPING IS TO CROSS ANOTHER UNDERGROUND SERVICE, THE GAS PIPING MUST CROSS AT AN ANGLE NOT LESS THAN 45° AND HAVE A VERTICAL SEPARATION OF NOT LESS THAN 100mm.
12. ALL MINIMUM CLEARANCES IN RELATION TO GAS PIPES AND OTHER UNDERGROUND SERVICES SHALL BE OBSERVED AND BE COMPLIANT TO AS/NZS 5601:2004 AND REQUIREMENTS OF NBN Co. AND ENERGEX AS OUTLINED IN THEIR GUIDELINES.
13. ALL CONDUITS FOR GAS ROAD CROSSINGS SHALL BE PVC CLASS 12 WHITE.
14. GAS PIPE TO BE ANNULAR SPACE BETWEEN GAS MAIN & CASING PIPE TO BE SEALED WITH FULAFOAM AT ENDS.
15. ALL GAS PIPE LAYING SHALL BE CONDUCTED BY APA GROUP. GAS IS DOCUMENTED TO INDICATE LOCATION AND SIZING

PLANS AND DOCUMENTS referred to in the PDA APPROVAL
16 JAN 2014
MEDQ

Issue	Description	Author	Date
P2	PRELIMINARY ISSUE		10.10.13
P1	PRELIMINARY ISSUE		25.06.13

Scale

Surveyor: BENNETT+BENNETT, Property Consultants, Surveyors - Town Planners. All mail to: PO Box 5021, GCMC., Qld. 9726. mail@bennettandbennett.com.au. BBH Pty. Ltd. A.C.N. 010 427 531. COOMERA OFFICE 9 Jowett Street, Coomera, 4209. Ph (07) 5573 6177. Fax (07) 5529 4342

Architect: ARCHIPELAGO

Filename: E101-AA005621-GCD-00.DWG

Client: Queensland Government — DEPARTMENT OF STATE DEVELOPMENT, INFRASTRUCTURE & PLANNING

Status: PRELIMINARY — NOT TO BE USED FOR CONSTRUCTION

Approved | R.E.P.Q. No: | Current Issue Signatures

Scales	N.T.S.	Author M.GRACE	
Original Size	A1	Designer B.TOUGH	
Height Datum	MGA ZONE 56	Reviewer G.SORENSEN	
Grid	AHD	© Copyright reserved	

Project: GOLD COAST PARKLANDS REDEVELOPMENT — TRUNK INFRASTRUCTURE

Title: LEGEND, GENERAL NOTES SECTIONS AND DETAILS,

Hyder — HYDER CONSULTING PTY. LTD. ABN 76 104 485 289. P O Box 1653, Southport, QLD 4101, Australia. Tel: +61 (07) 5532 3933. Fax: +61 (07) 5591 4778. www.hyderconsulting.com

Drawing No. E101 — Project No. AA005621 — Issue P2

10mm on Original

10/Oct/2013 5:06 PM F:\AA005621\E-CAD\D-BIS\D-Docs\E101-AA005621-GCD-00.dwg V1

EXISTING PIT TYPE 4.
BREAK INTO EXISTING PIT
AND INSTALL CONDUITS.

HV

2P80
9P125

Ø160 PVC GAS
MAIN CAPPED

HV

NEW PIT TYPE 5
TO ENERGEX
SPECIFICATIONS

COMMUNICATIONS PIT TO NBN
Co. SPECIFICATIONS
TYPE P5, 700L x 450W x 600D

ELECTRICAL PIT
450W x 450L

LV
C
GAS
HV

Ø160 PVC GAS
MAIN

2C100

2P80
9P125

1P80

Ø65 GAS PIPE

SWD

COMMUNICATIONS PIT TO NBN
Co. SPECIFICATIONS
TYPE P5, 700L x 450W x 600D

2C100

2P80
9P125

FOR CONTINUATION REFER DWG E103

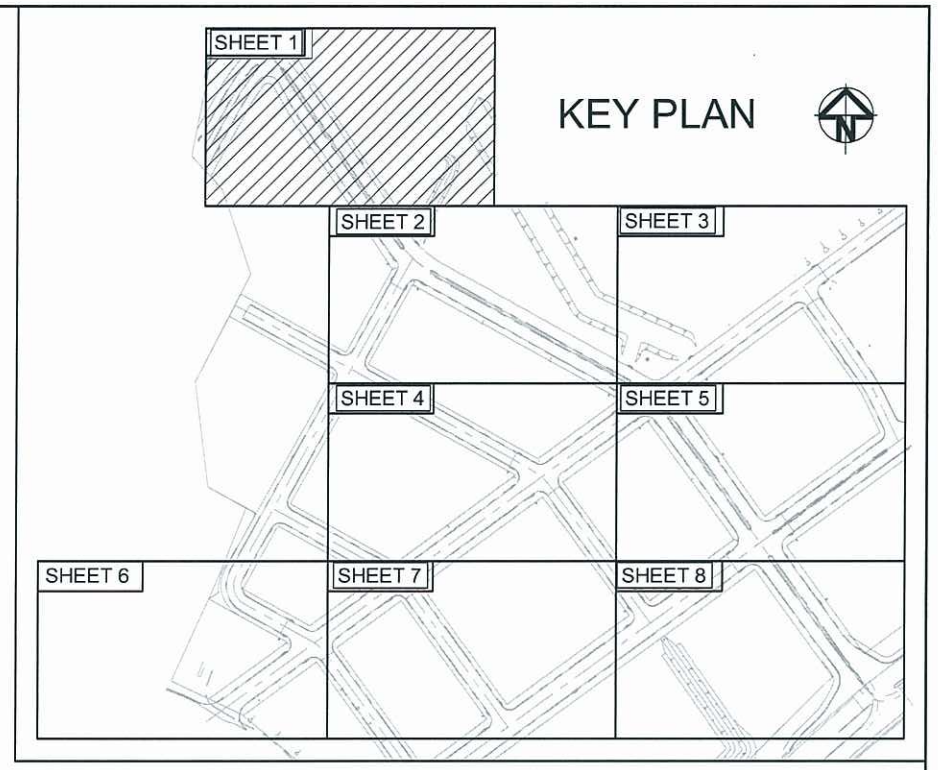

PLANS AND DOCUMENTS
referred to in the PDA APPROVAL
16 JAN 2014
MEDQ

Issue	Description	Author	Date
P2	PRELIMINARY ISSUE		10.10.13
P1	PRELIMINARY ISSUE		21.06.13

Scale: 0 5 10 20 30 40 50m — 1 : 500

Surveyor: BENNETT + BENNETT
Property Consultants, Surveyors + Town Planners
All mail to: PO Box 5021, GCMC., Qld. 9726
mail@bennettandbennett.com.au
BBH Pty. Ltd. A.C.N. 010 427 531
COOMERA OFFICE
9 Jewett Street,
Coomera, 4209
Ph (07) 5573 6177
Fax (07) 5529 4342

Architect: ARCHIPELAGO

Filename: E102-E107-AA005621-POWER LAYOUT.DWG

Client: Queensland Government
DEPARTMENT OF STATE DEVELOPMENT, INFRASTRUCTURE & PLANNING

Status: PRELIMINARY
NOT TO BE USED FOR CONSTRUCTION

Approved — R.E.P.Q. No :

Scales	1:500	Current Issue Signatures	
Original Size	A1	Author M.GRACE	
Height Datum	MGA ZONE 56	Designer B.TOUGH	
Grid	AHD	Reviewer G.SORENSEN	

© Copyright reserved

Project: GOLD COAST PARKLANDS REDEVELOPMENT
TRUNK INFRASTRUCTURE

Title: POWER, GAS AND COMMUNICATIONS RETICULATION LAYOUT PLAN SHEET 1 OF 8

Hyder
HYDER CONSULTING PTY. LTD
ABN 76 104 485 289
P O Box 1653
Southport, QLD 4101
Australia
Tel: +61 (07) 5532 3933
Fax: +61 (07) 5591 4778
www.hyderconsulting.com

Drawing No.	Project No.	Issue
E102	AA005621	P2

FOR CONTINUATION REFER DWG E102

Ø160 PVC GAS MAIN

Ø65 GAS PIPE

COMMUNICATIONS PIT TO NBN Co. SPECIFICATIONS TYPE P5, 700L x 450W x 600D

NEW PIT TYPE 5 TO ENERGEX SPECIFICATIONS

1P80

2C100 CAPPED

ELECTRICAL PIT 450W x 450L

1P80 2P125 CAPPPED

COMMUNICATIONS PIT TO NBN Co. SPECIFICATIONS TYPE P8, 1350L x 550W x 900D

2C100

2P80 9P125

NEW PIT TYPE 3 TO ENERGEX SPECIFICATIONS

1P80

Ø63 PVC GAS MAIN

2C100

2P80 9P125

COMMUNICATIONS PIT TO NBN Co. SPECIFICATIONS TYPE P5, 700L x 450W x 600D

1P80

PLANS AND DOCUMENTS referred to in the PDA APPROVAL

16 JAN 2014

MEDQ

KEY PLAN

SHEET 1 | SHEET 2 | SHEET 3 | SHEET 4 | SHEET 5 | SHEET 6 | SHEET 7 | SHEET 8

FOR CONTINUATION REFER DWG E104

FOR CONTINUATION REFER DWG E105

Issue	Description	Author	Date
P2	PRELIMINARY ISSUE		10.10.13
P1	PRELIMINARY ISSUE		21.06.13

Scale: 0 5 10 20 30 40 50m — 1 : 500

Surveyor: BENNETT + BENNETT
Property Consultants, Surveyors • Town Planners
All mail to: PO Box 5021, GCMC., Qld. 9726
mail@bennettandbennett.com.au
BBH Pty. Ltd. A.C.N. 010 427 531
COOMERA OFFICE: 9 Jowett Street, Coomera, 4209; Ph (07) 5573 6177; Fax (07) 5529 4342

Architect: ARCHIPELAGO

Filename: E102-E107-AA005621-POWER LAYOUT.DWG

Client: Queensland Government — DEPARTMENT OF STATE DEVELOPMENT, INFRASTRUCTURE & PLANNING

Status: PRELIMINARY — NOT TO BE USED FOR CONSTRUCTION

Approved | R.E.P.Q. No.:

Scales: 1:500 | Original Size: A1 | Height Datum: MGA ZONE 56 | Grid: AHD

Current Issue Signatures: Author M.GRACE; Designer B.TOUGH; Reviewer G.SORENSEN

© Copyright reserved

Project: GOLD COAST PARKLANDS REDEVELOPMENT — TRUNK INFRASTRUCTURE

Title: POWER, GAS AND COMMUNICATIONS RETICULATION LAYOUT PLAN SHEET 2 OF 8

Hyder
HYDER CONSULTING PTY. LTD
ABN 76 104 485 289
P O Box 1653
Southport, QLD 4101
Australia
Tel: +61 (07) 5532 3933
Fax: +61 (07) 5591 4778
www.hyderconsulting.com

Drawing No. E103 — Project No. AA005621 — Issue P2

10/Oct/2013 5:04 PM F:\AA005621\E-CAD\D-BIS\D-Docs\E102-E107-AA005621-POWER LAYOUT.dwg V1

180mm on Original

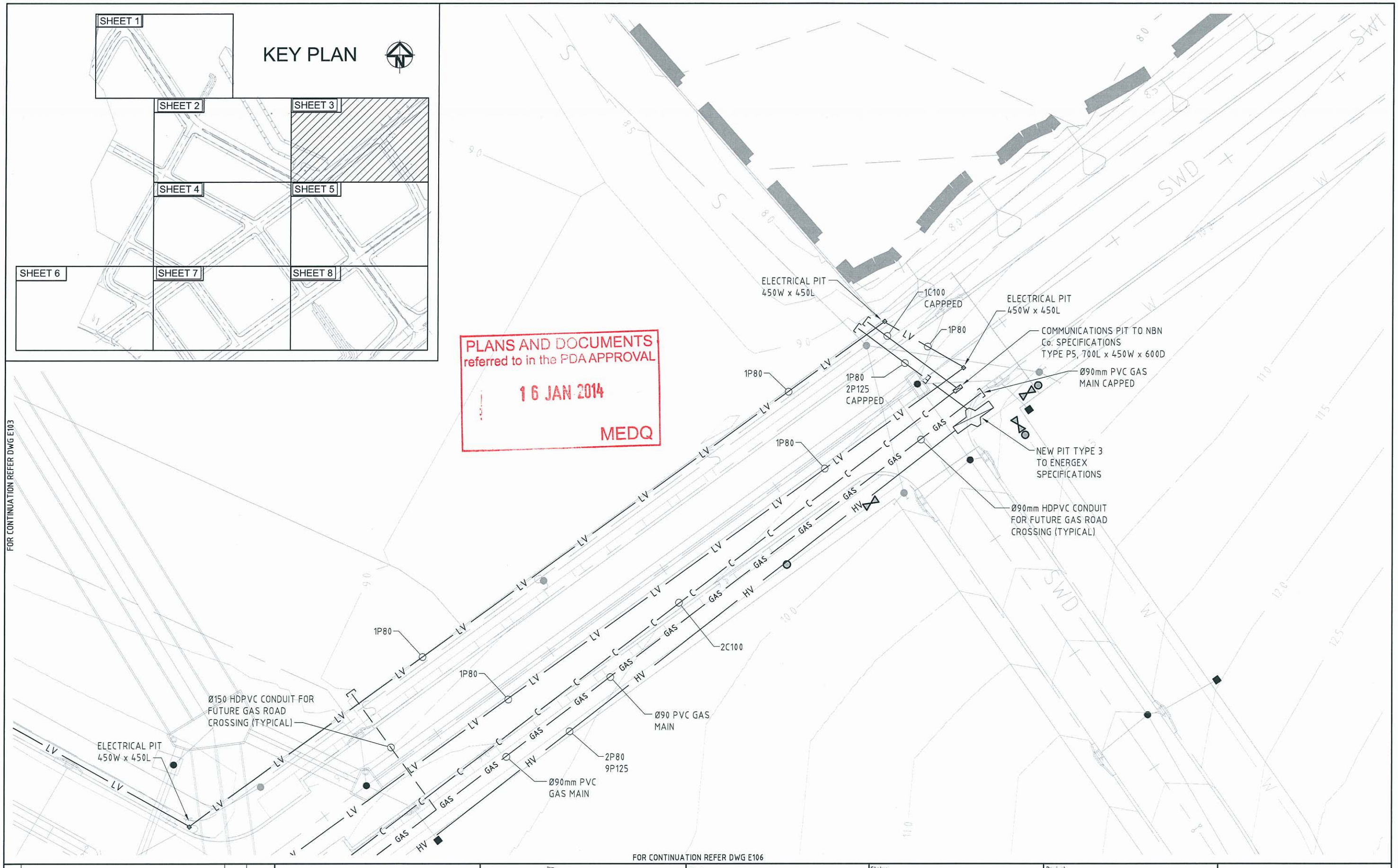

Issue	Description	Author	Date
P2	PRELIMINARY ISSUE		10.10.13
P1	PRELIMINARY ISSUE		21.06.13

Scale: 1 : 500 (0 5 10 20 30 40 50m)

Surveyor: BENNETT+BENNETT
Property Consultants, Surveyors - Town Planners
All mail to: PO Box 5021, GCMC, Qld. 9726
mail@bennettandbennett.com.au
BBH Pty. Ltd. A.C.N. 010 427 531
COOMERA OFFICE
9 Jowett Street,
Coomera, 4209
Ph (07) 5573 6177
Fax (07) 5529 4342

Architect: ARCHIPELAGO

Filename: E102-E107-AA005621-POWER LAYOUT.DWG

Client: Queensland Government
DEPARTMENT OF STATE DEVELOPMENT, INFRASTRUCTURE & PLANNING

Status: PRELIMINARY
NOT TO BE USED FOR CONSTRUCTION

Approved

R.E.P.Q. No :

Scales	1:500	Current Issue Signatures	
		Author M.GRACE	
Original Size	A1	Designer B.TOUGH	
Height Datum	MGA ZONE 56	Reviewer G.SORENSEN	
Grid	AHD	© Copyright reserved	

Project: GOLD COAST PARKLANDS REDEVELOPMENT
TRUNK INFRASTRUCTURE

Title: POWER, GAS AND COMMUNICATIONS RETICULATION LAYOUT PLAN SHEET 3 OF 8

Hyder
HYDER CONSULTING PTY. LTD
ABN 76 104 485 289
P O Box 1653
Southport, QLD 4101
Australia
Tel: +61 (07) 5532 3933
Fax: +61 (07) 5591 4778
www.hyderconsulting.com

Drawing No.	Project No.	Issue
E104	AA005621	P2

10/Oct/2013 5:04 PM F:\AA005621\E-CAD\D-BIS\D-Docs\E102-E107-AA005621-POWER LAYOUT.dwg

P2

19mm on Original

FOR CONTINUATION REFER DWG E103

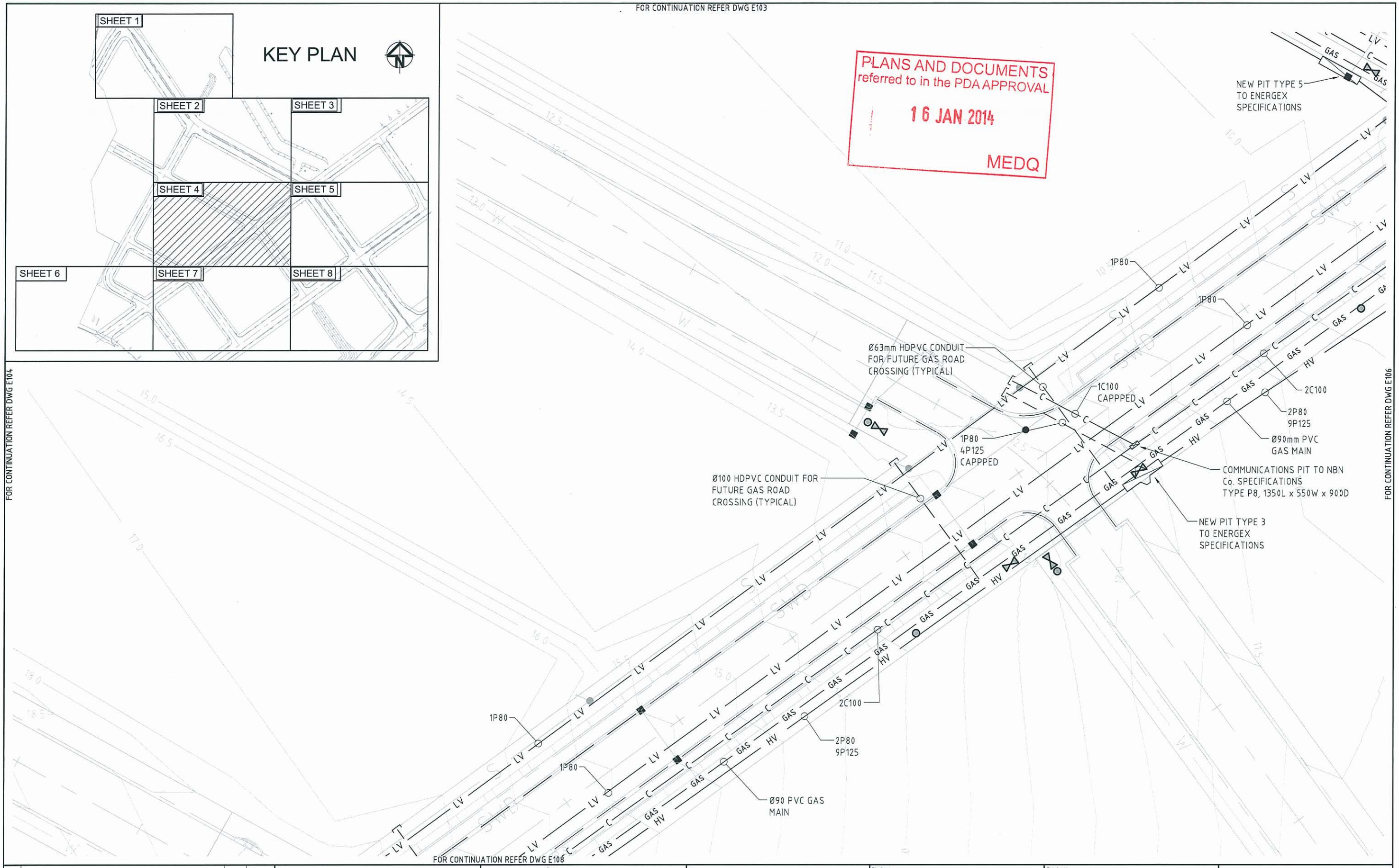

Issue	Description	Author	Date
P2	PRELIMINARY ISSUE		10.10.13
P1	PRELIMINARY ISSUE		21.06.13

Scale: 0 5 10 20 30 40 50m — 1 : 500

Surveyor: BENNETT + BENNETT
Property Consultants, Surveyors • Town Planners
All mail to: PO Box 5021, GCMC., Qld. 9726
mail@bennettandbennett.com.au
BBH Pty. Ltd. A.C.N. 010 427 531
COOMERA OFFICE: 9 Jowett Street, Coomera, 4209. Ph (07) 5573 6177. Fax (07) 5529 4342

Architect: ARCHIPELAGO

Filename: E102-E107-AA005621-POWER LAYOUT.DWG

Client: Queensland Government — DEPARTMENT OF STATE DEVELOPMENT, INFRASTRUCTURE & PLANNING

Status: PRELIMINARY — NOT TO BE USED FOR CONSTRUCTION

Approved — R.E.P.Q. No :

Scales: 1:500

Original Size: A1

Height Datum: MGA ZONE 56

Grid: AHD

Current Issue Signatures: Author M.GRACE; Designer B.TOUGH; Reviewer G.SORENSEN

© Copyright reserved

Project: GOLD COAST PARKLANDS REDEVELOPMENT — TRUNK INFRASTRUCTURE

Title: POWER, GAS AND COMMUNICATIONS RETICULATION LAYOUT PLAN SHEET 4 OF 8

Hyder
HYDER CONSULTING PTY. LTD
ABN 76 104 485 289
P O Box 1653
Southport, QLD 4101
Australia
Tel: +61 (07) 5532 3933
Fax: +61 (07) 5591 4778
www.hyderconsulting.com

Drawing No. E105 — Project No. AA005621 — Issue P2

10 mm on Original

10/Oct/2013 5:05 PM F:\AA005621\E-CAD\D-BIS\D-Docs\E102-E107-AA005621-POWER LAYOUT.dwg V1

FOR CONTINUATION REFER DWG 104

COMMUNICATIONS PIT TO NBN Co. SPECIFICATIONS TYPE P8, 1350L x 550W x 900D

ELECTRICAL PIT 450W x 450L

1P80

ELECTRICAL PIT 450W x 450L

2C100

ELECTRICAL PIT 450W x 450L

1P80

2C100

2P80 9P125

COMMUNICATIONS PIT TO NBN Co. SPECIFICATIONS TYPE P5, 700L x 450W x 600D

NEW PIT TYPE 3 TO ENERGEX SPECIFICATIONS

Ø63mm PVC GAS MAIN

2C100

Ø90mm HDPVC CONDUIT FOR FUTURE GAS ROAD CROSSING (TYPICAL)

1C100 CAPPPED

2P80 9P125

4P125 CAPPPED

COMMUNICATIONS PIT TO NBN Co. SPECIFICATIONS TYPE P5, 700L x 450W x 600D

1P80

NEW PIT TYPE 3 TO ENERGEX SPECIFICATIONS

1P80

Ø63mm PVC GAS MAIN

Ø90mm HDPVC CONDUIT FOR FUTURE GAS ROAD CROSSING (TYPICAL)

2C100

2P80 9P125

Ø160 PVC GAS MAIN

1C100 CAPPPED

FOR CONTINUATION REFER DWG 109

FOR CONTINUATION REFER DWG E105

PLANS AND DOCUMENTS referred to in the PDA APPROVAL

16 JAN 2014

MEDQ

KEY PLAN

SHEET 1 | SHEET 2 | SHEET 3 | SHEET 4 | SHEET 5 | SHEET 6 | SHEET 7 | SHEET 8

Issue	Description	Author	Date
P2	PRELIMINARY ISSUE		10.10.13
P1	PRELIMINARY ISSUE		21.06.13

Scale: 0 5 10 20 30 40 50m — 1 : 500

Surveyor: BENNETT+BENNETT, Property Consultants, Surveyors - Town Planners. All mail to: PO Box 5021, GCMC., Qld, 9726. mail@bennettandbennett.com.au. BBH Pty. Ltd. A.C.N. 010 427 531. COOMERA OFFICE: 9 Jowett Street, Coomera, 4209. Ph (07) 5573 6177. Fax (07) 5529 4342

Architect: ARCHIPELAGO

Filename: E102-E107-AA005621-POWER LAYOUT.DWG

Client: Queensland Government — DEPARTMENT OF STATE DEVELOPMENT, INFRASTRUCTURE & PLANNING

Status: PRELIMINARY — NOT TO BE USED FOR CONSTRUCTION

Approved: R.E.P.Q. No :

Scales: 1:500

Original Size: A1

Height Datum: MGA ZONE 56

Grid: AHD

Current Issue Signatures: Author M.GRACE; Designer B.TOUGH; Reviewer G.SORENSEN

© Copyright reserved

Project: GOLD COAST PARKLANDS REDEVELOPMENT — TRUNK INFRASTRUCTURE

Title: POWER, GAS AND COMMUNICATIONS RETICULATION LAYOUT PLAN SHEET 5 OF 8

Hyder — HYDER CONSULTING PTY. LTD. ABN 76 104 485 289. P O Box 1653, Southport, QLD 4101, Australia. Tel: +61 (07) 5532 3933. Fax: +61 (07) 5591 4778. www.hyderconsulting.com

Drawing No. E106 — Project No. AA005621 — Issue P2

184mm on Original

10/Oct/2013 5:05 PM F:\AA005621\E-CAD\D-BIS\D-Docs\E102-E107-AA005621-POWER LAYOUT.dwg V1

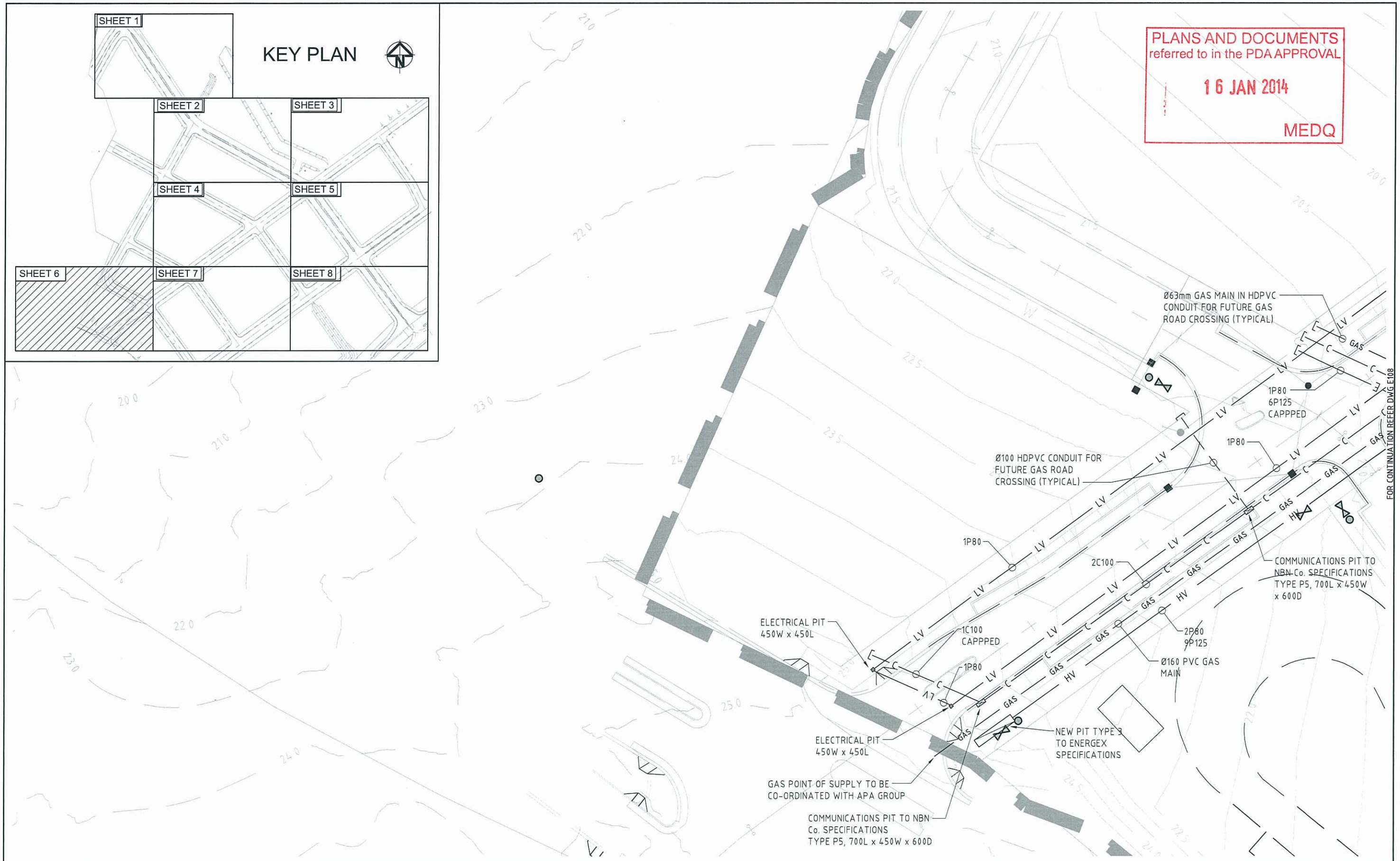

Issue	Description	Author	Date
P2	PRELIMINARY ISSUE		10.10.13
P1	PRELIMINARY ISSUE		21.06.13

Scale: 0 5 10 20 30 40 50m — 1 : 500

Surveyor: BENNETT + BENNETT
Property Consultants, Surveyors - Town Planners
All mail to: PO Box 5021, GCMC, Qld. 9726
mail@bennettandbennett.com.au
BBH Pty. Ltd. A.C.N. 010 427 531
COOMERA OFFICE
9 Jowett Street,
Coomera, 4209
Ph (07) 5573 6177
Fax (07) 5529 4342

Architect: ARCHIPELAGO

Filename: E102-E107-AA005621-POWER LAYOUT.DWG

Client: Queensland Government
DEPARTMENT OF STATE DEVELOPMENT, INFRASTRUCTURE & PLANNING

Status: PRELIMINARY
NOT TO BE USED FOR CONSTRUCTION

Approved — R.E.P.G. No :

Scales	1:500	Current Issue Signatures	
Original Size	A1	Author M.GRACE	
Height Datum	MGA ZONE 56	Designer B.TOUGH	
Grid	AHD	Reviewer G.SORENSEN	

© Copyright reserved

Project: GOLD COAST PARKLANDS REDEVELOPMENT
TRUNK INFRASTRUCTURE

Title: POWER, GAS AND COMMUNICATIONS RETICULATION LAYOUT PLAN SHEET 6 OF 8

Hyder
HYDER CONSULTING PTY. LTD
ABN 76 104 485 289
P O Box 1653
Southport, QLD 4101
Australia
Tel: +61 (07) 5532 3933
Fax: +61 (07) 5591 4778
www.hyderconsulting.com

Drawing No.	Project No.	Issue
E107	AA005621	P2

10/Oct/2013 5:05 PM F:\AA005621\E-CAD\D-BIS\D-Docs\E102-E107-AA005621-POWER LAYOUT.dwg V1

18 mm on Original

FOR CONTINUATION REFER DWG E105

FOR CONTINUATION REFER DWG E107

Ø100 HDPVC CONDUIT FOR FUTURE GAS ROAD CROSSING (TYPICAL)

1P80

1P80

2C100

1C100 CAPPPED

COMMUNICATIONS PIT TO NBN Co. SPECIFICATIONS TYPE P8, 1350L x 550W x 900D

NEW PIT TYPE 3 TO ENERGEX SPECIFICATIONS

Ø90 PVC GAS MAIN

COMMUNICATIONS PIT TO NBN Co. SPECIFICATIONS TYPE P5, 700L x 450W x 600D

2P80 9P125

Ø160 PVC GAS MAIN

COMMUNICATIONS PIT TO NBN Co. SPECIFICATIONS TYPE P5, 700L x 450W x 600D

NEW PIT TYPE 3 CUSTOM TO ENERGEX SPECIFICATIONS

PLANS AND DOCUMENTS referred to in the PDA APPROVAL

16 JAN 2014

MEDQ

KEY PLAN

SHEET 1 | SHEET 2 | SHEET 3 | SHEET 4 | SHEET 5 | SHEET 6 | SHEET 7 | SHEET 8

Issue	Description	Author	Date
P2	PRELIMINARY ISSUE		10.10.13
P1	PRELIMINARY ISSUE		21.06.13

Scale: 0 5 10 20 30 40 50m — 1 : 500

Surveyor: BENNETT + BENNETT
Property Consultants, Surveyors • Town Planners
All mail to: PO Box 5021, GCMC., Qld. 9726
mail@bennettandbennett.com.au
BBH Pty. Ltd. A.C.N. 010 427 531
COOMERA OFFICE: 9 Jewett Street, Coomera, 4209 Ph (07) 5573 6177 Fax (07) 5529 4342

Architect: ARCHIPELAGO

Filename: E102-E107-AA005621-POWER LAYOUT.DWG

Client: Queensland Government — DEPARTMENT OF STATE DEVELOPMENT, INFRASTRUCTURE & PLANNING

Status: PRELIMINARY — NOT TO BE USED FOR CONSTRUCTION

Approved | R.E.P.Q. No :

Scales	1:500	Current Issue Signatures	
Original Size	A1	Author M.GRACE	
Height Datum	MGA ZONE 56	Designer B.TOUGH	
Grid	AHD	Reviewer G.SORENSEN	

© Copyright reserved

Project: GOLD COAST PARKLANDS REDEVELOPMENT — TRUNK INFRASTRUCTURE

Title: POWER, GAS AND COMMUNICATIONS RETICULATION LAYOUT PLAN SHEET 7 OF 8

Hyder
HYDER CONSULTING PTY. LTD
ABN 76 104 485 289
P O Box 1653
Southport, QLD 4101
Australia
Tel: +61 (07) 5532 3933
Fax: +61 (07) 5591 4778
www.hyderconsulting.com

Drawing No.	Project No.	Issue
E108	AA005621	P2

10/Oct/2013 5:05 PM F:\AA005621\E-CAD\D-BIS\D-Docs\E102-E107-AA005621-POWER LAYOUT.dwg V1

188mm on Original

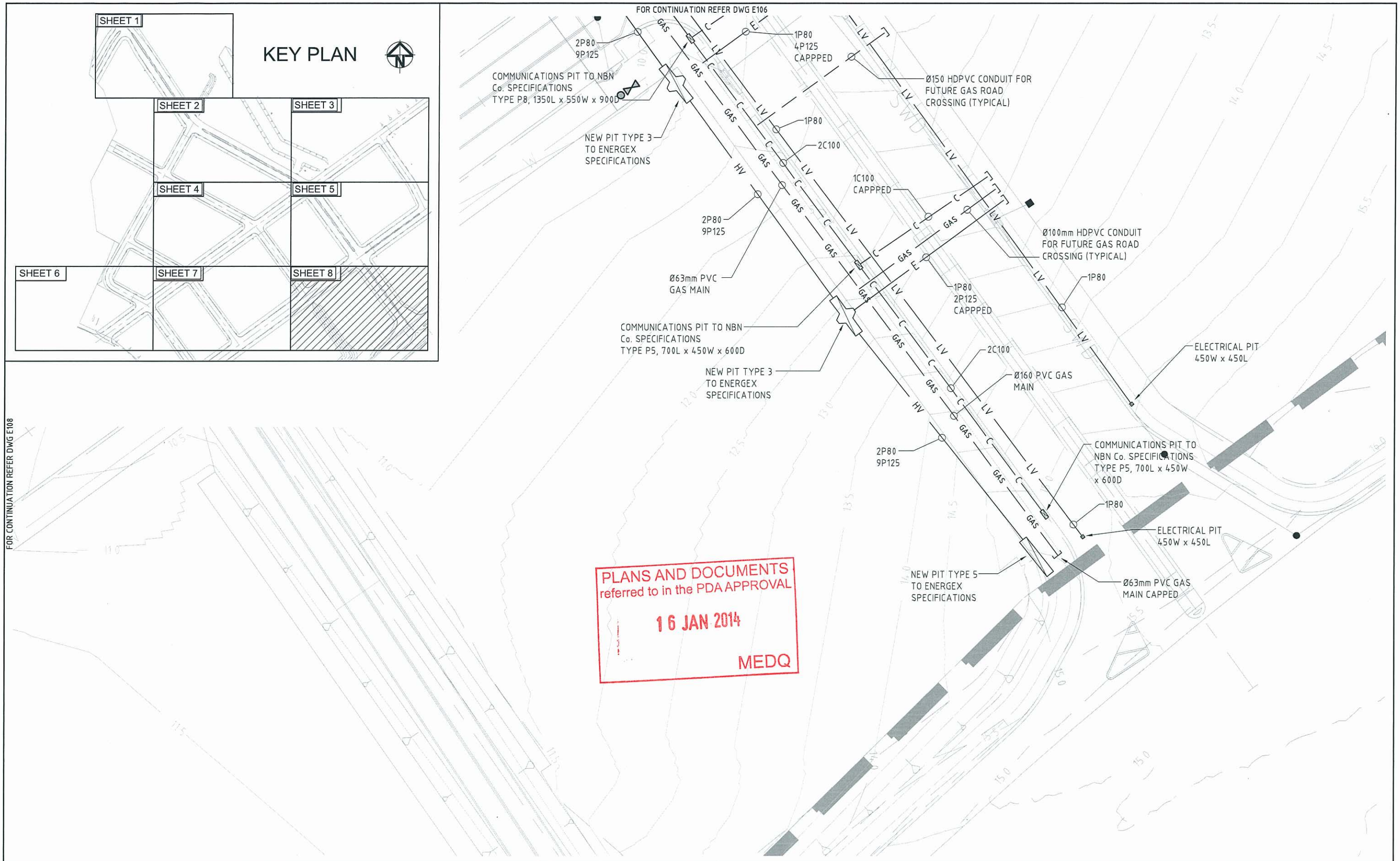

PLANS AND DOCUMENTS
referred to in the PDA APPROVAL
16 JAN 2014
MEDQ

Issue	Description	Author	Date
P2	PRELIMINARY ISSUE		10.10.13
P1	PRELIMINARY ISSUE		21.06.13

Scale: 0 5 10 20 30 40 50m — 1 : 500

Surveyor: BENNETT + BENNETT
Property Consultants, Surveyors + Town Planners
All mail to: PO Box 5021, GCMC., Qld, 9726
mail@bennettandbennett.com.au
BBH Pty. Ltd. A.C.N. 010 427 531
COOMERA OFFICE
9 Jowett Street,
Coomera, 4209
Ph (07) 5573 6177
Fax (07) 5529 4342

Architect: ARCHIPELAGO

Filename: E102-E107-AA005621-POWER LAYOUT.DWG

Client: Queensland Government
DEPARTMENT OF STATE DEVELOPMENT, INFRASTRUCTURE & PLANNING

Status: PRELIMINARY
NOT TO BE USED FOR CONSTRUCTION

Approved — R.E.P.Q. No :

Scales	1:500	Current Issue Signatures	
Original Size	A1	Author M.GRACE	
Height Datum	MGA ZONE 56	Designer B.TOUGH	
Grid	AHD	Reviewer G.SORENSEN	

© Copyright reserved

Project: GOLD COAST PARKLANDS REDEVELOPMENT
TRUNK INFRASTRUCTURE

Title: POWER, GAS AND COMMUNICATIONS RETICULATION LAYOUT PLAN SHEET 8 OF 8

Hyder
HYDER CONSULTING PTY. LTD
ABN 76 104 485 289
P O Box 1653
Southport, QLD 4101
Australia
Tel: +61 (07) 5532 3933
Fax: +61 (07) 5591 4778
www.hyderconsulting.com

Drawing No.	Project No.	Issue
E109	AA005621	P2

10/Oct/2013 5:05 PM F:\AA005621\E-CAD\D-BIS\D-Docs\E102-E107-AA005621-POWER LAYOUT.dwg V1

18 mm on Original