1 LEVEL 6 FLOOR PLAN
1 : 100

1:100 @ A1
1:200 @ A3
0 1 2 3 4 5 10

PLANS AND DOCUMENTS referred to in the PDA APPROVAL

27 SEP 2013

MEDQ

GENERAL NOTES:

1. DO NOT SCALE DRAWING - CONFIRM DIMENSIONS ON SITE BEFORE COMMENCEMENT
2. FOR FULL DESCRIPTION OF WALL TYPES REFER WALL TYPE SCHEDULE
3. FOR FLOOR, WALL AND CEILING FINISHES REFER TO THE FINISHES SCHEDULE
4. DOOR + WINDOW NUMBERING - REFER TO DOOR SCHEDULE
5. READ IN CONJUNCTION WITH ENGINEER DESIGN.
6. FOR NEW WALLS IN WET AREAS, SUBSTITUTE WATER RESISTANCE SHEET (E.G. FIBRE CEMENT) FOR PLASTBOARD.
7. LEVELS SHOWN ARE A.H.D. REFERENCED, BASED ON TOPOGRAPHICAL SURVEY BY LANDMARK CONSULTING, T:07 3397 0400, (REF: 02141-DET 23/7/04)

MAT.0# MATERIAL TAG WT# WALL TAG

DD# DOOR TAG WW# WINDOW TAG

DESIGN NOTES:

1. TANKING MEMBRANE WITH PROTECTION BOARD TO ALL PERIMETER WALLS OF BASEMENT RETAINING WALL.
2. ALL COLUMN SIZING IS INDACTIVE, REFER STRUCTURAL ENGINEERS DRAWINGS FOR EXACT SIZE AND LOCATION
3. CONTRASTING NOSING WITH 30% ILLUMINANCE TO FIRE STAIRS.
4. BALCONY DOOR SILL 25MM (MIN) ABOVE FINISH BALCONY LEVEL, TYPICAL T'OUT.
5. BALCONY SURFACE WATER TO DRAIN AWAY FROM DOORS, TYPICAL T'OUT.
6. STAIR PRESSURISATION TO EXIT STAIRS, EXCLUDING BASEMENT CARPARK.
7. ACOUSTIC INSULATION TO SERVICE DUCTS (FIRE RATING NOT REQUIRED).
8. SUSPENDED CEILING TO APARTMENT WET AREAS ONLY, TYPICAL LEVELS 3 TO 19. SUSPENDED CEILINGS T'OUT ALL APARTMENT, LEVEL 20 ONLY.
9. APARTMENT WET AREA EXHAUST THROUGH CORRIDOR BULKHEAD TO EXTERNAL WALL, TYPICAL T'OUT.
10. BED 1 BULKHEAD INCLUDE FIRE SPRINKLERS + DOWNLIGHTS.
11. CORRIDOR ENDS TO PROVIDE 2 0x1.75M (MIN) PWD TURNAROUND IN ACCORDANCE WITH AS1428.1
12. FLOOR WASTE OUTLET TO ALL INTERNAL WET AREA ROOMS (LDRY, BATH, PR)
13. LIFT SHOWN AS 3 OFF SCHINDLER 3300AP (1150KG - 1400 X 1900 CAR - C2 OPENING - BT 900 - 1.75 M/S), WITH 7050 X 2395MM LIFT SHAFT, ALLOW LIFT 3 'THRU DOOR' ON GROUND LEVEL.
14. FIRE RESISTANCE:
WALLS BETWEEN APARTMENTS + CORRIDOR REQUIRE FRL 90/90/90, AS PER BCA C1.1-3 TABLE 3 TYPE A CONSTRUCTION
15. ACOUSTIC INSULATION:
WALLS BETWEEN ADJOINING APARTMENT: Rw+Ctr>=50,
WALLS BETWEEN APARTMENTS + CORRIDOR: Rw>=50,
20MM (MIN) DISCONTINUOUS CONSTRUCTION BETWEEN APARTMENT HABITABLE ROOMS + LIFT/SERVICE SHAFTS,
AS PER BCA F5.3-5

ARCHITECTS AUSTRALIA
EST. 1975

THE ARCHITECTS (Australia) Pty. Ltd.
ABN. 12 010 362 937

LEVEL 4, NORTHPOINT BLDG.
231 NORTH QUAY,
BRISBANE. QLD. 4000

E. info@architectsaustralia.com.au
W. architectsaustralia.com.au
P. +61 (0)7 3236 4000

COPYRIGHT - THE ARCHITECTS (Australia) Pty. Ltd.
"THE OWNERSHIP OF THIS DRAWING REMAINS WITH THE ARCHITECTS (Australia) Pty. Ltd. UNLESS TRANSFERRED TO A CLIENT UPON PAYMENT OF ALL APPROPRIATE FEES AND MAY NOT BE COPIED, USED OR ADAPTED IN ANY WAY WITHOUT THE EXPRESS PERMISSION OF THE ARCHITECTS (Australia) Pty. Ltd.

CLIENT
group Kildey

PROJECT
Belise Apartments

ADDRESS
510 St Paul Terrace,
Fortitude Valley QLD 4006

NO.	DESCRIPTION	DATE	BY
E	BUILDER + ARCHITECT	28.05.13	JG
F	REVISED APTMTS IN COLOUR, SURVEYOR ISSUE	5.06.13	JG
G	REVISED APTMTS, ISSUE TO M+K	6.06.13	JG
H	BUILDER PRICING ISSUE	18.06.13	JG
I	REVISED APMTS, PRE-APPROVAL ISSUE TO CONSULTANTS	17.07.13	JG
J	ISSUED FOR AMENDED ULDA/EDQ APPROVAL	30.07.13	JG

DRAWN: KE
CHECKED: Checker
PROJECT NO.: 139.4
SHEET I.D.: 206
SCALE: As indicated @ A1
DATE: 07 DEC 2012
ISSUE: J

DRAWING NAME
LEVEL 6 FLOOR PLAN

STAGE TYPE NO.
DD_P_L06

C:\Users\Architects Australia\Documents\BELISE_DD_CENTRAL_Architects Australia.rvt
30/07/2013 12:18:00 PM

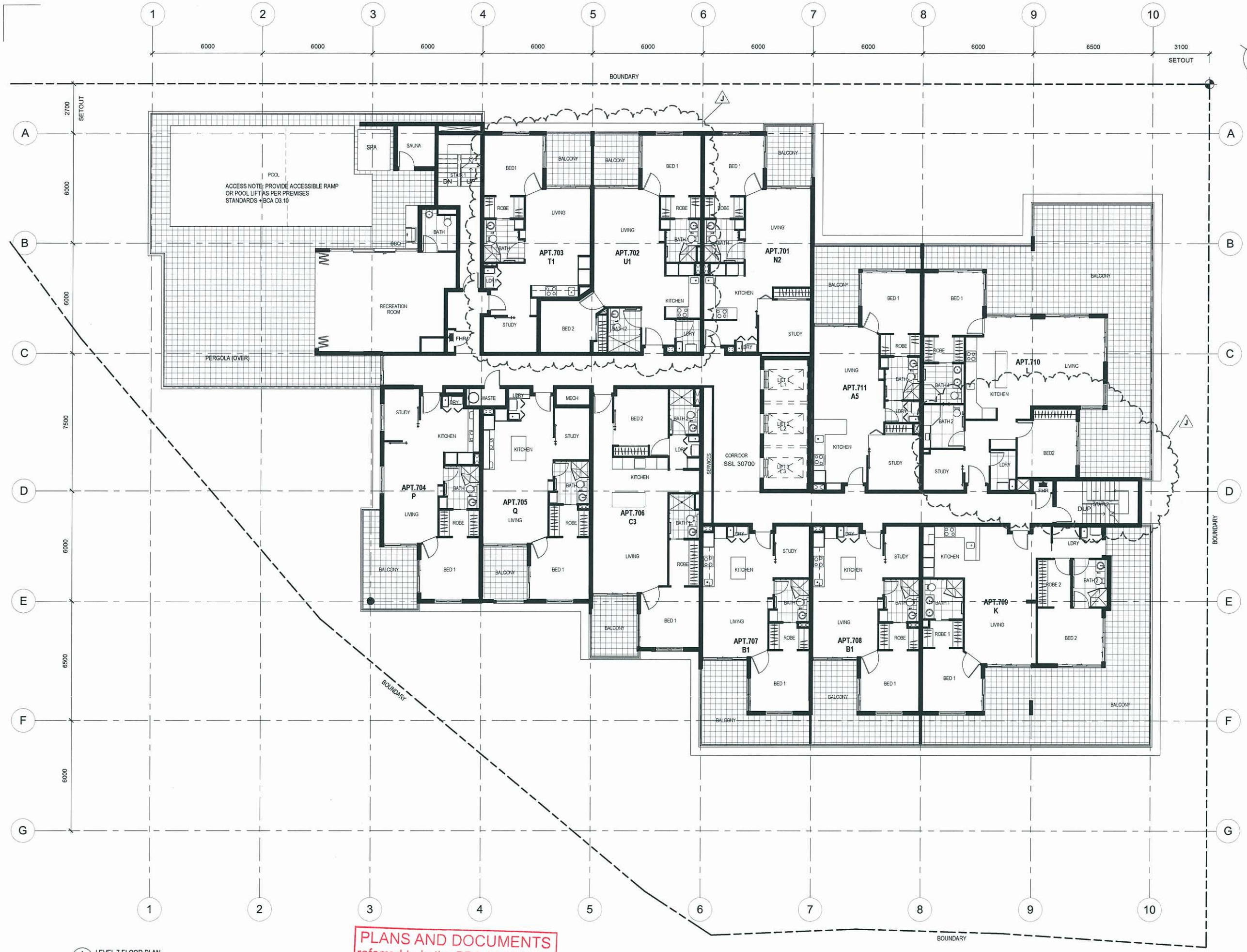

GENERAL NOTES:

1. DO NOT SCALE DRAWING - CONFIRM DIMENSIONS ON SITE BEFORE COMMENCEMENT
2. FOR FULL DESCRIPTION OF WALL TYPES REFER WALL TYPE SCHEDULE
3. FOR FLOOR, WALL AND CEILING FINISHES REFER TO THE FINISHES SCHEDULE
4. DOOR + WINDOW NUMBERING - REFER TO DOOR SCHEDULE
5. READ IN CONJUNCTION WITH ENGINEER DESIGN.
6. FOR NEW WALLS IN WET AREAS, SUBSTITUTE WATER RESISTANCE SHEET (E.G. FIBRE CEMENT) FOR PLASTBOARD.
7. LEVELS SHOWN ARE A.H.D. REFERENCED, BASED ON TOPOGRAPHICAL SURVEY BY LANDMARK CONSULTING, T:07 3397 0400, (REF: 02141-DET 23/7/04)

MAT 0# MATERIAL TAG WT# WALL TAG

D.0# DOOR TAG WW# WINDOW TAG

DESIGN NOTES:

1. TANKING MEMBRANE WITH PROTECTION BOARD TO ALL PERIMETER WALLS OF BASEMENT RETAINING WALL.
2. ALL COLUMN SIZING IS INDACTIVE, REFER STRUCTURAL ENGINEERS DRAWINGS FOR EXACT SIZE AND LOCATION
3. CONTRASTING NOSING WITH 30% ILLUMINANCE TO FIRE STAIRS.
4. BALCONY DOOR SILL 25MM (MIN) ABOVE FINISH BALCONY LEVEL, TYPICAL T'OUT.
5. BALCONY SURFACE WATER TO DRAIN AWAY FROM DOORS, TYPICAL T'OUT.
6. STAIR PRESSURISATION TO EXIT STAIRS, EXCLUDING BASEMENT CARPARK.
7. ACOUSTIC INSULATION TO SERVICE DUCTS (FIRE RATING NOT REQUIRED).
8. SUSPENDED CEILING TO APARTMENT WET AREAS ONLY, TYPICAL LEVELS 3 TO 19. SUSPENDED CEILINGS T'OUT ALL APARTMENT, LEVEL 20 ONLY.
9. APARTMENT WET AREA EXHAUST THROUGH CORRIDOR BULKHEAD TO EXTERNAL WALL, TYPICAL T'OUT.
10. BED1 BULKHEAD INCLUDE FIRE SPRINKLERS + DOWNLIGHTS.
11. CORRIDOR ENDS TO PROVIDE 2.0x1.75M (MIN) PWD TURNAROUND IN ACCORDANCE WITH AS1428.1.
12. FLOOR WASTE OUTLET TO ALL INTERNAL WET AREA ROOMS (LDRY, BATH, PR)
13. LIFT SHOWN AS 3 OFF SCHINDLER 3300AP (1150KG - 1400 X 1900 CAR - C2 OPENING - BT 900 - 1.75 M/S), WITH 7050 X 2395MM LIFT SHAFT; ALLOW LIFT 3 'THRU DOOR' ON GROUND LEVEL.
14. FIRE RESISTANCE:
WALLS BETWEEN APARTMENTS + CORRIDOR REQUIRE FRL 90/90/90, AS PER BCA C1.1-3 TABLE 3 TYPE A CONSTRUCTION
15. ACOUSTIC INSULATION:
WALLS BETWEEN ADJOINING APARTMENT: Rw+Ctr>=50,
WALLS BETWEEN APARTMENTS + CORRIDOR: Rw>=50,
20MM (MIN) DISCONTINUOUS CONSTRUCTION BETWEEN APARTMENT HABITABLE ROOMS + LIFT/SERVICE SHAFTS,
AS PER BCA F5.3-5

1 LEVEL 7 FLOOR PLAN
1:100

1:100 @ A1
1:200 @ A3
0 1 2 3 4 5 10

PLANS AND DOCUMENTS referred to in the PDA APPROVAL
27 SEP 2013
MEDQ

ARCHITECTS AUSTRALIA
EST. 1975

THE ARCHITECTS (Australia) Pty. Ltd.
ABN. 12 010 362 937

LEVEL 4, NORTHPOINT BLDG.
231 NORTH QUAY,
BRISBANE QLD. 4000

E. info@architectsaustralia.com.au
W. architectsaustralia.com.au
P. +61 (0)7 3236 4000

COPYRIGHT - THE ARCHITECTS (Australia) Pty. Ltd.
"THE OWNERSHIP OF THIS DRAWING REMAINS WITH THE ARCHITECTS (Australia) Pty. Ltd. UNLESS TRANSFERRED TO A CLIENT UPON PAYMENT OF ALL APPROPRIATE FEES AND MAY NOT BE COPIED, USED OR ADAPTED IN ANY WAY WITHOUT THE EXPRESS PERMISSION OF THE ARCHITECTS (Australia) Pty. Ltd.

CLIENT
group Kildey

PROJECT
Belise Apartments

ADDRESS
510 St Paul Terrace,
Fortitude Valley QLD 4006

NO.	DESCRIPTION	DATE	BY
F	BUILDER + ARCHITECT	28.05.13	JG
G	REVISED APTMTS IN COLOUR, SURVEYOR ISSUE	5.06.13	JG
H	REVISED APTMTS, ISSUE TO M+K	6.06.13	JG
I	BUILDER PRICING ISSUE	18.06.13	JG
J	REVISED APMTS, PRE-APPROVAL ISSUE TO CONSULTANTS	17.07.13	JG
K	ISSUED FOR AMENDED ULDA/EDQ APPROVAL	30.07.13	JG

DRAWN: KE
CHECKED: Checker
PROJECT NO.: 139.4
SHEET I.D.: 207
SCALE: As indicated @ A1
DATE: 07 DEC 2012
ISSUE: K
DRAWING NAME
LEVEL 7 FLOOR PLAN

STAGE TYPE NO.
DD_P_L07

C:\Users\Architects Australia\Documents\BELISE_DD_CENTRAL_Architects Australia.rvt
30/07/2013 12:18:06 PM

1 LEVEL 8 FLOOR PLAN
1:100

1:100 @ A1
1:200 @ A3

PLANS AND DOCUMENTS
referred to in the PDA APPROVAL
27 SEP 2013
MEDQ

GENERAL NOTES:

1. DO NOT SCALE DRAWING - CONFIRM DIMENSIONS ON SITE BEFORE COMMENCEMENT
2. FOR FULL DESCRIPTION OF WALL TYPES REFER WALL TYPE SCHEDULE
3. FOR FLOOR, WALL AND CEILING FINISHES REFER TO THE FINISHES SCHEDULE
4. DOOR + WINDOW NUMBERING - REFER TO DOOR SCHEDULE
5. READ IN CONJUNCTION WITH ENGINEER DESIGN.
6. FOR NEW WALLS IN WET AREAS, SUBSTITUTE WATER RESISTANCE SHEET (E.G. FIBRE CEMENT) FOR PLASTBOARD.
7. LEVELS SHOWN ARE A.H.D. REFERENCED, BASED ON TOPOGRAPHICAL SURVEY BY LANDMARK CONSULTING, T:07 3397 0400, (REF: 02141-DET 23/7/04)

MAT 0# MATERIAL TAG WT# WALL TAG

D.D# DOOR TAG WW# WINDOW TAG

DESIGN NOTES:

1. TANKING MEMBRANE WITH PROTECTION BOARD TO ALL PERIMETER WALLS OF BASEMENT RETAINING WALL.
2. ALL COLUMN SIZING IS INDACTIVE, REFER STRUCTURAL ENGINEERS DRAWINGS FOR EXACT SIZE AND LOCATION
3. CONTRASTING NOSING WITH 30% ILLUMINANCE TO FIRE STAIRS.
4. BALCONY DOOR SILL 25MM (MIN) ABOVE FINISH BALCONY LEVEL, TYPICAL T.OUT.
5. BALCONY SURFACE WATER TO DRAIN AWAY FROM DOORS, TYPICAL T.OUT.
6. STAIR PRESSURISATION TO EXIT STAIRS, EXCLUDING BASEMENT CARPARK.
7. ACOUSTIC INSULATION TO SERVICE DUCTS (FIRE RATING NOT REQUIRED).
8. SUSPENDED CEILING TO APARTMENT WET AREAS ONLY, TYPICAL LEVELS 3 TO 19. SUSPENDED CEILINGS T.OUT ALL APARTMENT, LEVEL 20 ONLY.
9. APARTMENT WET AREA EXHAUST THROUGH CORRIDOR BULKHEAD TO EXTERNAL WALL, TYPICAL T.OUT.
10. BED1 BULKHEAD INCLUDE FIRE SPRINKLERS + DOWNLIGHTS.
11. CORRIDOR ENDS TO PROVIDE 2.0x1.75M (MIN) PWD TURNAROUND IN ACCORDANCE WITH AS1428.1
12. FLOOR WASTE OUTLET TO ALL INTERNAL WET AREA ROOMS (LDRY, BATH, PR)
13. LIFT SHOWN AS 3 OFF SCHINDLER 3300AP (1150KG - 1400 X 1900 CAR - C2 OPENING - BT 900 - 1.75 M/S), WITH 7050 X 2395MM LIFT SHAFT. ALLOW LIFT 3 'THRU DOOR' ON GROUND LEVEL.
14. FIRE RESISTANCE:
WALLS BETWEEN APARTMENTS + CORRIDOR REQUIRE FRL 90/90/90, AS PER BCA C1: 1-3 TABLE 3 TYPE A CONSTRUCTION
15. ACOUSTIC INSULATION:
WALLS BETWEEN ADJOINING APARTMENT: Rw+Ctr>=50,
WALLS BETWEEN APARTMENTS + CORRIDOR: Rw>=50,
20MM (MIN) DISCONTINUOUS CONSTRUCTION BETWEEN APARTMENT HABITABLE ROOMS + LIFT/SERVICE SHAFTS,
AS PER BCA F5.3-5

ARCHITECTS AUSTRALIA
EST. 1975

THE ARCHITECTS (Australia) Pty. Ltd.
ABN. 12 010 362 937

LEVEL 4. NORTHPOINT BLDG.
231 NORTH QUAY,
BRISBANE. QLD. 4000

E. info@architectsaustralia.com.au
W. architectsaustralia.com.au
P. +61 (0)7 3236 4000

COPYRIGHT - THE ARCHITECTS (Australia) Pty. Ltd.
"THE OWNERSHIP OF THIS DRAWING REMAINS WITH THE ARCHITECTS (Australia) Pty. Ltd. UNLESS TRANSFERRED TO A CLIENT UPON PAYMENT OF ALL APPROPRIATE FEES AND MAY NOT BE COPIED, USED OR ADAPTED IN ANY WAY WITHOUT THE EXPRESS PERMISSION OF THE ARCHITECTS (Australia) Pty. Ltd.

CLIENT
group Kildey

PROJECT
Belise Apartments

ADDRESS
510 St Paul Terrace,
Fortitude Valley QLD 4006

NO.	DESCRIPTION	DATE	BY
F	BUILDER + ARCHITECT	28.05.13	JG
G	REVISED APTMTS IN COLOUR, SURVEYOR ISSUE	5.06.13	JG
H	REVISED APTMTS, ISSUE TO M+K	6.06.13	JG
I	BUILDER PRICING ISSUE	18.06.13	JG
J	REVISED APMTS, PRE-APPROVAL ISSUE TO CONSULTANTS	17.07.13	JG
K	ISSUED FOR AMENDED ULDA/EDQ APPROVAL	30.07.13	JG

DRAWN: KE
CHECKED: Checker
PROJECT NO.: 139.4
SHEET I.D.: 208
SCALE: As indicated @ A1
DATE: 07 DEC 2012
ISSUE: K

DRAWING NAME
LEVEL 8 FLOOR PLAN

STAGE TYPE NO.
DD_P_L08

C:\Users\Architects Australia\Documents\BELISE_DD_CENTRAL_Architects Australia.rvt
30/07/2013 12:18:08 PM

1 LEVEL 9 FLOOR PLAN
1 : 100

1:100 @ A1
1:200 @ A3
0 1 2 3 4 5 10

PLANS AND DOCUMENTS referred to in the PDA APPROVAL

27 SEP 2013

MEDO

GENERAL NOTES:

1. DO NOT SCALE DRAWING - CONFIRM DIMENSIONS ON SITE BEFORE COMMENCEMENT
2. FOR FULL DESCRIPTION OF WALL TYPES REFER WALL TYPE SCHEDULE
3. FOR FLOOR, WALL AND CEILING FINISHES REFER TO THE FINISHES SCHEDULE
4. DOOR + WINDOW NUMBERING - REFER TO DOOR SCHEDULE
5. READ IN CONJUNCTION WITH ENGINEER DESIGN.
6. FOR NEW WALLS IN WET AREAS, SUBSTITUTE WATER RESISTANCE SHEET (E.G. FIBRE CEMENT) FOR PLASTBOARD.
7. LEVELS SHOWN ARE A.H.D. REFERENCED, BASED ON TOPOGRAPHICAL SURVEY BY LANDMARK CONSULTING, T:07 3397 0400, (REF: 02141-DET 23/7/04)

MAT 0# MATERIAL TAG WT# WALL TAG

D.0# DOOR TAG WW# WINDOW TAG

DESIGN NOTES:

1. TANKING MEMBRANE WITH PROTECTION BOARD TO ALL PERIMETER WALLS OF BASEMENT RETAINING WALL.
2. ALL COLUMN SIZING IS INDACTIVE, REFER STRUCTURAL ENGINEERS DRAWINGS FOR EXACT SIZE AND LOCATION
3. CONTRASTING NOSING WITH 30% ILLUMINANCE TO FIRE STAIRS.
4. BALCONY DOOR SILL 25MM (MIN) ABOVE FINISH BALCONY LEVEL, TYPICAL T'OUT.
5. BALCONY SURFACE WATER TO DRAIN AWAY FROM DOORS, TYPICAL T'OUT.
6. STAIR PRESSURISATION TO EXIT STAIRS, EXCLUDING BASEMENT CARPARK.
7. ACOUSTIC INSULATION TO SERVICE DUCTS (FIRE RATING NOT REQUIRED).
8. SUSPENDED CEILING TO APARTMENT WET AREAS ONLY, TYPICAL LEVELS 3 TO 19. SUSPENDED CEILINGS T'OUT ALL APARTMENT, LEVEL 20 ONLY.
9. APARTMENT WET AREA EXHAUST THROUGH CORRIDOR BULKHEAD TO EXTERNAL WALL, TYPICAL T'OUT.
10. BED1 BULKHEAD INCLUDE FIRE SPRINKLERS + DOWNLIGHTS.
11. CORRIDOR ENDS TO PROVIDE 2.0x1.75M (MIN) PWD TURNAROUND IN ACCORDANCE WITH AS1428.1
12. FLOOR WASTE OUTLET TO ALL INTERNAL WET AREA ROOMS (LDRY, BATH, PR)
13. LIFT SHOWN AS 3 OFF SCHINDLER 3300AP (1150KG - 1400 X 1900 CAR - C2 OPENING - BT 900 - 1.75 M/S), WITH 7050 X 2395MM LIFT SHAFT. ALLOW LIFT 3 'THRU DOOR' ON GROUND LEVEL.
14. FIRE RESISTANCE:
WALLS BETWEEN APARTMENTS + CORRIDOR REQUIRE FRL 90/90/90, AS PER BCA C1.1-3 TABLE 3 TYPE A CONSTRUCTION
15. ACOUSTIC INSULATION:
WALLS BETWEEN ADJOINING APARTMENT: Rw+Ctr>=50,
WALLS BETWEEN APARTMENTS + CORRIDOR: Rw>=50,
20MM (MIN) DISCONTINUOUS CONSTRUCTION BETWEEN APARTMENT HABITABLE ROOMS + LIFT/SERVICE SHAFTS,
AS PER BCA F5.3-5

ARCHITECTS AUSTRALIA
EST. 1975

THE ARCHITECTS (Australia) Pty. Ltd.
ABN. 12 010 362 937

LEVEL 4, NORTHPOINT BLDG.
231 NORTH QUAY,
BRISBANE. QLD. 4000

E. info@architectsaustralia.com.au
W. architectsaustralia.com.au
P. +61 (0)7 3236 4000

COPYRIGHT - THE ARCHITECTS (Australia) Pty. Ltd.
"THE OWNERSHIP OF THIS DRAWING REMAINS WITH THE ARCHITECTS (Australia) Pty. Ltd. UNLESS TRANSFERRED TO A CLIENT UPON PAYMENT OF ALL APPROPRIATE FEES AND MAY NOT BE COPIED, USED OR ADAPTED IN ANY WAY WITHOUT THE EXPRESS PERMISSION OF THE ARCHITECTS (Australia) Pty. Ltd.

CLIENT
group Kildey

PROJECT
Belise Apartments

ADDRESS
510 St Paul Terrace,
Fortitude Valley QLD 4006

NO.	DESCRIPTION	DATE	BY
D	BUILDER + ARCHITECT	28.05.13	JG
E	REVISED APTMTS IN COLOUR, SURVEYOR ISSUE	5.06.13	JG
F	REVISED APTMTS, ISSUE TO M+K	6.06.13	JG
G	BUILDER PRICING ISSUE	18.06.13	JG
H	REVISED APMTS, PRE-APPROVAL ISSUE TO CONSULTANTS	17.07.13	JG
I	ISSUED FOR AMENDED ULDA/EDQ APPROVAL	30.07.13	JG

DRAWN: KE
CHECKED: Checker
PROJECT NO.: 139.4
SHEET I.D.: 209
SCALE: As indicated @ A1
DATE: 07 DEC 2012
ISSUE: I

DRAWING NAME
LEVEL 9 FLOOR PLAN

STAGE TYPE NO.
DD_P_L09

C:\Users\Architects Australia\Documents\BELISE_DD_CENTRAL_Architects Australia.rvt
30/07/2013 12:18:14 PM

1 LEVEL 10 FLOOR PLAN
1 : 100

1:100 @ A1
1:200 @ A3
0 1 2 3 4 5 10

PLANS AND DOCUMENTS
referred to in the PDA APPROVAL

27 SEP 2013

MEDQ

GENERAL NOTES:

1. DO NOT SCALE DRAWING - CONFIRM DIMENSIONS ON SITE BEFORE COMMENCEMENT
2. FOR FULL DESCRIPTION OF WALL TYPES REFER WALL TYPE SCHEDULE
3. FOR FLOOR, WALL AND CEILING FINISHES REFER TO THE FINISHES SCHEDULE
4. DOOR + WINDOW NUMBERING - REFER TO DOOR SCHEDULE
5. READ IN CONJUNCTION WITH ENGINEER DESIGN.
6. FOR NEW WALLS IN WET AREAS, SUBSTITUTE WATER RESISTANCE SHEET (E.G. FIBRE CEMENT) FOR PLASTBOARD.
7. LEVELS SHOWN ARE A.H.D. REFERENCED, BASED ON TOPOGRAPHICAL SURVEY BY LANDMARK CONSULTING, T:07 3397 0400, (REF.: 02141-DET 23/7/04)

MAT 0# MATERIAL TAG WT# WALL TAG

D.0# DOOR TAG WW# WINDOW TAG

DESIGN NOTES:

1. TANKING MEMBRANE WITH PROTECTION BOARD TO ALL PERIMETER WALLS OF BASEMENT RETAINING WALL.
2. ALL COLUMN SIZING IS INDACTIVE, REFER STRUCTURAL ENGINEERS DRAWINGS FOR EXACT SIZE AND LOCATION
3. CONTRASTING NOSING WITH 30% ILLUMINANCE TO FIRE STAIRS.
4. BALCONY DOOR SILL 25MM (MIN) ABOVE FINISH BALCONY LEVEL, TYPICAL TOUT.
5. BALCONY SURFACE WATER TO DRAIN AWAY FROM DOORS, TYPICAL TOUT.
6. STAIR PRESSURISATION TO EXIT STAIRS, EXCLUDING BASEMENT CARPARK.
7. ACOUSTIC INSULATION TO SERVICE DUCTS (FIRE RATING NOT REQUIRED).
8. SUSPENDED CEILING TO APARTMENT WET AREAS ONLY, TYPICAL LEVELS 3 TO 19. SUSPENDED CEILINGS TOUT ALL APARTMENT, LEVEL 20 ONLY.
9. APARTMENT WET AREA EXHAUST THROUGH CORRIDOR BULKHEAD TO EXTERNAL WALL, TYPICAL TOUT.
10. BED1 BULKHEAD INCLUDE FIRE SPRINKLERS + DOWNLIGHTS.
11. CORRIDOR ENDS TO PROVIDE 2.0x1.75M (MIN) PWD TURNAROUND IN ACCORDANCE WITH AS1428.1
12. FLOOR WASTE OUTLET TO ALL INTERNAL WET AREA ROOMS (LTDRY, BATH, PR)
13. LIFT SHOWN AS 3 OFF SCHINDLER 3300AP (1150KG - 1400 X 1900 CAR - C2 OPENING - BT 900 - 1.75 M/S), WITH 7050 X 2395MM LIFT SHAFT. ALLOW LIFT 3 'THRU DOOR' ON GROUND LEVEL.
14. FIRE RESISTANCE:
WALLS BETWEEN APARTMENTS + CORRIDOR REQUIRE FRL 90/90/90, AS PER BCA C1.1-3 TABLE 3 TYPE A CONSTRUCTION
15. ACOUSTIC INSULATION:
WALLS BETWEEN ADJOINING APARTMENT; Rw+Ctr>=50,
WALLS BETWEEN APARTMENTS + CORRIDOR; Rw>=50,
20MM (MIN) DISCONTINUOUS CONSTRUCTION BETWEEN APARTMENT HABITABLE ROOMS + LIFT/SERVICE SHAFTS,
AS PER BCA F5.3-5

ARCHITECTS AUSTRALIA
EST. 1975

THE ARCHITECTS (Australia) Pty. Ltd.
ABN: 12 010 362 937

LEVEL 4, NORTHPOINT BLDG.
231 NORTH QUAY,
BRISBANE. QLD. 4000

E: info@architectsaustralia.com.au
W: architectsaustralia.com.au
P: +61 (0)7 3236 4000

COPYRIGHT - THE ARCHITECTS (Australia) Pty. Ltd.
"THE OWNERSHIP OF THIS DRAWING REMAINS WITH THE ARCHITECTS (Australia) Pty. Ltd. UNLESS TRANSFERRED TO A CLIENT UPON PAYMENT OF ALL APPROPRIATE FEES AND MAY NOT BE COPIED, USED OR ADAPTED IN ANY WAY WITHOUT THE EXPRESS PERMISSION OF THE ARCHITECTS (Australia) Pty. Ltd.

CLIENT
group Kildey

PROJECT
Belise Apartments

ADDRESS
510 St Paul Terrace,
Fortitude Valley QLD 4006

NO.	DESCRIPTION	DATE	BY
E	BUILDER + ARCHITECT	28.05.13	JG
F	REVISED APTMTS IN COLOUR, SURVEYOR ISSUE	5.06.13	JG
G	REVISED APTMTS, ISSUE TO M+K	6.06.13	JG
H	BUILDER PRICING ISSUE	18.06.13	JG
I	REVISED APMTS, PRE-APPROVAL ISSUE TO CONSULTANTS	17.07.13	JG
J	ISSUED FOR AMENDED ULDA/EDQ APPROVAL	30.07.13	JG

DRAWN: KE
CHECKED: Checker
PROJECT NO.: 139.4
SHEET I.D.: 210
SCALE: As indicated @ A1
DATE: 07 DEC 2012
ISSUE: J

DRAWING NAME
LEVEL 10 FLOOR PLAN

STAGE TYPE NO.
DD_P_L10

C:\Users\Architects Australia\Documents\BELISE_DD_CENTRAL_Architects Australia.rvt
30/07/2013 12:18:19 PM

1 LEVEL 11 FLOOR PLAN
1 : 100

1:100 @ A1
1:200 @ A3
0 1 2 3 4 5 10

PLANS AND DOCUMENTS
referred to in the PDA APPROVAL
27 SEP 2013
MEDO

GENERAL NOTES:

1. DO NOT SCALE DRAWING - CONFIRM DIMENSIONS ON SITE BEFORE COMMENCEMENT
2. FOR FULL DESCRIPTION OF WALL TYPES REFER WALL TYPE SCHEDULE
3. FOR FLOOR, WALL AND CEILING FINISHES REFER TO THE FINISHES SCHEDULE
4. DOOR + WINDOW NUMBERING - REFER TO DOOR SCHEDULE
5. READ IN CONJUNCTION WITH ENGINEER DESIGN.
6. FOR NEW WALLS IN WET AREAS, SUBSTITUTE WATER RESISTANCE SHEET (E.G. FIBRE CEMENT) FOR PLASTBOARD.
7. LEVELS SHOWN ARE A.H.D. REFERENCED, BASED ON TOPOGRAPHICAL SURVEY BY LANDMARK CONSULTING, T:07 3397 0400, (REF: 02141-DET 23/704)

MAT.D# MATERIAL TAG WT# WALL TAG

D.D# DOOR TAG WW# WINDOW TAG

DESIGN NOTES:

1. TANKING MEMBRANE WITH PROTECTION BOARD TO ALL PERIMETER WALLS OF BASEMENT RETAINING WALL.
2. ALL COLUMN SIZING IS INDACTIVE, REFER STRUCTURAL ENGINEERS DRAWINGS FOR EXACT SIZE AND LOCATION
3. CONTRASTING NOSING WITH 30% ILLUMINANCE TO FIRE STAIRS.
4. BALCONY DOOR SILL 25MM (MIN) ABOVE FINISH BALCONY LEVEL, TYPICAL T.OUT.
5. BALCONY SURFACE WATER TO DRAIN AWAY FROM DOORS, TYPICAL T.OUT.
6. STAIR PRESSURISATION TO EXIT STAIRS, EXCLUDING BASEMENT CARPARK.
7. ACOUSTIC INSULATION TO SERVICE DUCTS (FIRE RATING NOT REQUIRED).
8. SUSPENDED CEILING TO APARTMENT WET AREAS ONLY, TYPICAL LEVELS 3 TO 19. SUSPENDED CEILINGS T.OUT ALL APARTMENT, LEVEL 20 ONLY.
9. APARTMENT WET AREA EXHAUST THROUGH CORRIDOR BULKHEAD TO EXTERNAL WALL, TYPICAL T.OUT.
10. BED1 BULKHEAD INCLUDE FIRE SPRINKLERS + DOWNLIGHTS.
11. CORRIDOR ENDS TO PROVIDE 2.0x1.75M (MIN) PWD TURNAROUND IN ACCORDANCE WITH AS1428.1
12. FLOOR WASTE OUTLET TO ALL INTERNAL WET AREA ROOMS (LDRY, BATH, PR)
13. LIFT SHOWN AS 3 OFF SCHINDLER 3300AP (1150KG - 1400 X 1900 CAR - C2 OPENING - BT 900 - 1.75 M/S), WITH 7050 X 2395MM LIFT SHAFT, ALLOW LIFT 3 'THRU DOOR' ON GROUND LEVEL.
14. FIRE RESISTANCE:
WALLS BETWEEN APARTMENTS + CORRIDOR REQUIRE FRL 90/90/90, AS PER BCA C1.1-3 TABLE 3 TYPE A CONSTRUCTION
15. ACOUSTIC INSULATION:
WALLS BETWEEN ADJOINING APARTMENT: Rw+Ctr>=50;
WALLS BETWEEN APARTMENTS + CORRIDOR: Rw>=50;
20MM (MIN) DISCONTINUOUS CONSTRUCTION BETWEEN APARTMENT HABITABLE ROOMS + LIFT/SERVICE SHAFTS,
AS PER BCA F.5.3-5

ARCHITECTS AUSTRALIA
EST. 1975

THE ARCHITECTS (Australia) Pty. Ltd
ABN: 12 010 362 937

LEVEL 4, NORTHPOINT BLDG.
231 NORTH QUAY,
BRISBANE. QLD. 4000

E. info@architectsaustralia.com.au
W. architectsaustralia.com.au
P. +61 (0)7 3236 4000

COPYRIGHT - THE ARCHITECTS (Australia) Pty. Ltd.
"THE OWNERSHIP OF THIS DRAWING REMAINS WITH THE ARCHITECTS (Australia) Pty. Ltd. UNLESS TRANSFERRED TO A CLIENT UPON PAYMENT OF ALL APPROPRIATE FEES AND MAY NOT BE COPIED, USED OR ADAPTED IN ANY WAY WITHOUT THE EXPRESS PERMISSION OF THE ARCHITECTS (Australia) Pty. Ltd.

CLIENT
group Kildey

PROJECT
Belise Apartments

ADDRESS
510 St Paul Terrace,
Fortitude Valley QLD 4006

NO.	DESCRIPTION	DATE	BY
E	BUILDER + ARCHITECT	28.05.13	JG
F	REVISED APTMTS IN COLOUR, SURVEYOR ISSUE	5.06.13	JG
G	REVISED APTMTS, ISSUE TO M+K	6.06.13	JG
H	BUILDER PRICING ISSUE	18.06.13	JG
I	REVISED APMTS, PRE-APPROVAL ISSUE TO CONSULTANTS	17.07.13	JG
J	ISSUED FOR AMENDED ULDA/EDQ APPROVAL	30.07.13	JG

DRAWN: KE
CHECKED: Checker
PROJECT NO.: 139.4
SHEET I.D.: 211
SCALE: As indicated @ A1
DATE: 07 DEC 2012
ISSUE: J

DRAWING NAME
LEVEL 11 FLOOR PLAN

STAGE TYPE NO.
DD_P_L11

C:\Users\Architects Australia\Documents\BELISE_DD_CENTRAL_Architects Australia.rvt
30/07/2013 12:18:25 PM

1 LEVEL 12 FLOOR PLAN
1:100

1:100 @ A1
1:200 @ A3
0 1 2 3 4 5 10

PLANS AND DOCUMENTS
referred to in the PDA APPROVAL

27 SEP 2013

MEDQ

GENERAL NOTES:

1. DO NOT SCALE DRAWING - CONFIRM DIMENSIONS ON SITE BEFORE COMMENCEMENT
2. FOR FULL DESCRIPTION OF WALL TYPES REFER WALL TYPE SCHEDULE
3. FOR FLOOR, WALL AND CEILING FINISHES REFER TO THE FINISHES SCHEDULE
4. DOOR + WINDOW NUMBERING - REFER TO DOOR SCHEDULE
5. READ IN CONJUNCTION WITH ENGINEER DESIGN.
6. FOR NEW WALLS IN WET AREAS, SUBSTITUTE WATER RESISTANCE SHEET (E.G. FIBRE CEMENT) FOR PLASTBOARD.
7. LEVELS SHOWN ARE A.H.D. REFERENCED, BASED ON TOPOGRAPHICAL SURVEY BY LANDMARK CONSULTING, T:07 3397 0400, (REF: 02141-DET 23/7/04)

MAT.0# MATERIAL TAG WT# WALL TAG

D.0# DOOR TAG WW# WINDOW TAG

DESIGN NOTES:

1. TANKING MEMBRANE WITH PROTECTION BOARD TO ALL PERIMETER WALLS OF BASEMENT RETAINING WALL.
2. ALL COLUMN SIZING IS INDACTIVE, REFER STRUCTURAL ENGINEERS DRAWINGS FOR EXACT SIZE AND LOCATION
3. CONTRASTING NOSING WITH 30% ILLUMINANCE TO FIRE STAIRS.
4. BALCONY DOOR SILL 25MM (MIN) ABOVE FINISH BALCONY LEVEL, TYPICAL T'OUT.
5. BALCONY SURFACE WATER TO DRAIN AWAY FROM DOORS, TYPICAL T'OUT.
6. STAIR PRESSURISATION TO EXIT STAIRS, EXCLUDING BASEMENT CARPARK.
7. ACOUSTIC INSULATION TO SERVICE DUCTS (FIRE RATING NOT REQUIRED).
8. SUSPENDED CEILING TO APARTMENT WET AREAS ONLY, TYPICAL LEVELS 3 TO 19. SUSPENDED CEILINGS T'OUT ALL APARTMENT, LEVEL 20 ONLY.
9. APARTMENT WET AREA EXHAUST THROUGH CORRIDOR BULKHEAD TO EXTERNAL WALL, TYPICAL T'OUT.
10. BED1 BULKHEAD INCLUDE FIRE SPRINKLERS + DOWNLIGHTS.
11. CORRIDOR ENDS TO PROVIDE 2.0x1.75M (MIN) PWD TURNAROUND IN ACCORDANCE WITH AS1428.1
12. FLOOR WASTE OUTLET TO ALL INTERNAL WET AREA ROOMS (LTDRY, BATH, PR)
13. LIFT SHOWN AS 3 OFF SCHINDLER 3300AP (1150KG - 1400 X 1900 CAR - C2 OPENING - BT 900 - 1.75 M/S), WITH 7050 X 2395MM LIFT SHAFT, ALLOW LIFT 3 'THRU DOOR' ON GROUND LEVEL.
14. FIRE RESISTANCE:
WALLS BETWEEN APARTMENTS + CORRIDOR REQUIRE FRL 90/90/90, AS PER BCA C1.1-3 TABLE 3 TYPE A CONSTRUCTION
15. ACOUSTIC INSULATION:
WALLS BETWEEN ADJOINING APARTMENT: Rw+Ctr>=50,
WALLS BETWEEN APARTMENTS + CORRIDOR: Rw>=50,
20MM (MIN) DISCONTINUOUS CONSTRUCTION BETWEEN APARTMENT HABITABLE ROOMS + LIFT/SERVICE SHAFTS,
AS PER BCA F6.3-5

ARCHITECTS AUSTRALIA
EST. 1975

THE ARCHITECTS (Australia) Pty. Ltd.
ABN. 12 010 362 937

LEVEL 4. NORTHPOINT BLDG.
231 NORTH QUAY,
BRISBANE. QLD. 4000

E. info@architectsaustralia.com.au
W. architectsaustralia.com.au
P. +61 (0)7 3236 4000

COPYRIGHT - THE ARCHITECTS (Australia) Pty. Ltd.
"THE OWNERSHIP OF THIS DRAWING REMAINS WITH THE ARCHITECTS (Australia) Pty. Ltd. UNLESS TRANSFERRED TO A CLIENT UPON PAYMENT OF ALL APPROPRIATE FEES AND MAY NOT BE COPIED, USED OR ADAPTED IN ANY WAY WITHOUT THE EXPRESS PERMISSION OF THE ARCHITECTS (Australia) Pty. Ltd.

CLIENT
group Kildey

PROJECT
Belise Apartments

ADDRESS
510 St Paul Terrace,
Fortitude Valley QLD 4006

NO.	DESCRIPTION	DATE	BY
E	BUILDER + ARCHITECT	28.05.13	JG
F	REVISED APTMTS IN COLOUR, SURVEYOR ISSUE	5.06.13	JG
G	REVISED APTMTS, ISSUE TO M+K	6.06.13	JG
H	BUILDER PRICING ISSUE	18.06.13	JG
I	REVISED APMTS, PRE-APPROVAL ISSUE TO CONSULTANTS	17.07.13	JG
J	ISSUED FOR AMENDED ULDA/EDQ APPROVAL	30.07.13	JG

DRAWN: KE
CHECKED: Checker
PROJECT NO.: 139.4
SHEET I.D.: 212
SCALE: As indicated @ A1
DATE: 07 DEC 2012
ISSUE: J

DRAWING NAME
LEVEL 12 FLOOR PLAN

STAGE TYPE NO.
DD_P_L12

C:\Users\Architects Australia\Documents\BELISE_DD_CENTRAL_Architects Australia.rvt
30/07/2013 12:18:31 PM

1 LEVEL 13 FLOOR PLAN
1 : 100

1:100 @ A1
1:200 @ A3
0 1 2 3 4 5 10

PLANS AND DOCUMENTS
referred to in the PDA APPROVAL

27 SEP 2013

MEDQ

GENERAL NOTES:

1. DO NOT SCALE DRAWING - CONFIRM DIMENSIONS ON SITE BEFORE COMMENCEMENT
2. FOR FULL DESCRIPTION OF WALL TYPES REFER WALL TYPE SCHEDULE
3. FOR FLOOR, WALL AND CEILING FINISHES REFER TO THE FINISHES SCHEDULE
4. DOOR + WINDOW NUMBERING - REFER TO DOOR SCHEDULE
5. READ IN CONJUNCTION WITH ENGINEER DESIGN.
6. FOR NEW WALLS IN WET AREAS, SUBSTITUTE WATER RESISTANCE SHEET (E.G. FIBRE CEMENT) FOR PLASTBOARD.
7. LEVELS SHOWN ARE A.H.D. REFERENCED, BASED ON TOPOGRAPHICAL SURVEY BY LANDMARK CONSULTING, T:07 3397 0400, (REF.: 02141-DET 23/7/04)

MAT.0# MATERIAL TAG WT# WALL TAG

D.0# DOOR TAG WW# WINDOW TAG

DESIGN NOTES:

1. TANKING MEMBRANE WITH PROTECTION BOARD TO ALL PERIMETER WALLS OF BASEMENT RETAINING WALL.
2. ALL COLUMN SIZING IS INDACTIVE, REFER STRUCTURAL ENGINEERS DRAWINGS FOR EXACT SIZE AND LOCATION
3. CONTRASTING NOSING WITH 30% ILLUMINANCE TO FIRE STAIRS.
4. BALCONY DOOR SILL 25MM (MIN) ABOVE FINISH BALCONY LEVEL, TYPICAL T.OUT.
5. BALCONY SURFACE WATER TO DRAIN AWAY FROM DOORS, TYPICAL T.OUT.
6. STAIR PRESSURISATION TO EXIT STAIRS, EXCLUDING BASEMENT CARPARK.
7. ACOUSTIC INSULATION TO SERVICE DUCTS (FIRE RATING NOT REQUIRED).
8. SUSPENDED CEILING TO APARTMENT WET AREAS ONLY, TYPICAL LEVELS 3 TO 19. SUSPENDED CEILINGS T.OUT ALL APARTMENT, LEVEL 20 ONLY.
9. APARTMENT WET AREA EXHAUST THROUGH CORRIDOR BULKHEAD TO EXTERNAL WALL, TYPICAL T.OUT.
10. BED1 BULKHEAD INCLUDE FIRE SPRINKLERS + DOWNLIGHTS.
11. CORRIDOR ENDS TO PROVIDE 2.0x1.75M (MIN) PWD TURNAROUND IN ACCORDANCE WITH AS1428.1
12. FLOOR WASTE OUTLET TO ALL INTERNAL WET AREA ROOMS (LDRY, BATH, PR)
13. LIFT SHOWN AS 3 OFF SCHINDLER 3300AP (1150KG - 1400 X 1900 CAR - C2 OPENING - BT 900 - 1.75 M/S), WITH 7050 X 2395MM LIFT SHAFT, ALLOW LIFT 3 'THRU DOOR' ON GROUND LEVEL.
14. FIRE RESISTANCE:
WALLS BETWEEN APARTMENTS + CORRIDOR REQUIRE FRL 90/90/90, AS PER BCA C1.1-3 TABLE 3 TYPE A CONSTRUCTION
15. ACOUSTIC INSULATION:
WALLS BETWEEN ADJOINING APARTMENT: Rw+Ctr>=50,
WALLS BETWEEN APARTMENTS + CORRIDOR: Rw>=50,
20MM (MIN) DISCONTINUOUS CONSTRUCTION BETWEEN APARTMENT HABITABLE ROOMS + LIFT/SERVICE SHAFTS,
AS PER BCA F5.3-5

ARCHITECTS AUSTRALIA
EST. 1975

THE ARCHITECTS (Australia) Pty. Ltd.
ABN. 12 010 362 937

LEVEL 4, NORTHPOINT BLDG.
231 NORTH QUAY,
BRISBANE. QLD. 4000

E. info@architectsaustralia.com.au
W. architectsaustralia.com.au
P. +61 (0)7 3236 4000

COPYRIGHT - THE ARCHITECTS (Australia) Pty. Ltd.
"THE OWNERSHIP OF THIS DRAWING REMAINS WITH THE ARCHITECTS (Australia) Pty. Ltd. UNLESS TRANSFERRED TO A CLIENT UPON PAYMENT OF ALL APPROPRIATE FEES AND MAY NOT BE COPIED, USED OR ADAPTED IN ANY WAY WITHOUT THE EXPRESS PERMISSION OF THE ARCHITECTS (Australia) Pty. Ltd.

CLIENT
group Kildey

PROJECT
Belise Apartments

ADDRESS
510 St Paul Terrace,
Fortitude Valley QLD 4006

NO.	DESCRIPTION	DATE	BY
E	BUILDER + ARCHITECT	28.05.13	JG
F	REVISED APTMTS IN COLOUR, SURVEYOR ISSUE	5.06.13	JG
G	REVISED APTMTS, ISSUE TO M+K	6.06.13	JG
H	BUILDER PRICING ISSUE	18.06.13	JG
I	REVISED APMTS, PRE-APPROVAL ISSUE TO CONSULTANTS	17.07.13	JG
J	ISSUED FOR AMENDED ULDA/EDQ APPROVAL	30.07.13	JG

DRAWN: KE
CHECKED: Checker
PROJECT NO.: 139.4
SHEET I.D.: 213
SCALE: As indicated @ A1
DATE: 07 DEC 2012
ISSUE: J

DRAWING NAME
LEVEL 13 FLOOR PLAN

STAGE TYPE NO.
DD_P_L13

C:\Users\Architects Australia\Documents\BELISE_DD_CENTRAL_Architects Australia.rvt
30/07/2013 12:18:37 PM

1 LEVEL 14 FLOOR PLAN
1:100

1:100 @ A1
1:200 @ A3
0 1 2 3 4 5 10

PLANS AND DOCUMENTS
referred to in the PDA APPROVAL

27 SEP 2013

MEDQ

GENERAL NOTES:

1. DO NOT SCALE DRAWING - CONFIRM DIMENSIONS ON SITE BEFORE COMMENCEMENT
2. FOR FULL DESCRIPTION OF WALL TYPES REFER WALL TYPE SCHEDULE
3. FOR FLOOR, WALL AND CEILING FINISHES REFER TO THE FINISHES SCHEDULE
4. DOOR + WINDOW NUMBERING - REFER TO DOOR SCHEDULE
5. READ IN CONJUNCTION WITH ENGINEER DESIGN.
6. FOR NEW WALLS IN WET AREAS, SUBSTITUTE WATER RESISTANCE SHEET (E.G. FIBRE CEMENT) FOR PLASTBOARD.
7. LEVELS SHOWN ARE A.H.D. REFERENCED, BASED ON TOPOGRAPHICAL SURVEY BY LANDMARK CONSULTING, T:07 3397 0400, (REF: 02141-DET 23/7/04)

MAT.O# MATERIAL TAG WT# WALL TAG

D.D# DOOR TAG WW# WINDOW TAG

DESIGN NOTES:

1. TANKING MEMBRANE WITH PROTECTION BOARD TO ALL PERIMETER WALLS OF BASEMENT RETAINING WALL.
2. ALL COLUMN SIZING IS INDACTIVE, REFER STRUCTURAL ENGINEERS DRAWINGS FOR EXACT SIZE AND LOCATION
3. CONTRASTING NOSING WITH 30% ILLUMINANCE TO FIRE STAIRS.
4. BALCONY DOOR SILL 25MM (MIN) ABOVE FINISH BALCONY LEVEL, TYPICAL TOUT.
5. BALCONY SURFACE WATER TO DRAIN AWAY FROM DOORS, TYPICAL TOUT.
6. STAIR PRESSURISATION TO EXIT STAIRS, EXCLUDING BASEMENT CARPARK.
7. ACOUSTIC INSULATION TO SERVICE DUCTS (FIRE RATING NOT REQUIRED).
8. SUSPENDED CEILING TO APARTMENT WET AREAS ONLY, TYPICAL LEVELS 3 TO 19. SUSPENDED CEILINGS TOUT ALL APARTMENT, LEVEL 20 ONLY.
9. APARTMENT WET AREA EXHAUST THROUGH CORRIDOR BULKHEAD TO EXTERNAL WALL, TYPICAL TOUT.
10. BED1 BULKHEAD INCLUDE FIRE SPRINKLERS + DOWNLIGHTS.
11. CORRIDOR ENDS TO PROVIDE 2.0x1.75M (MIN) PWD TURNAROUND IN ACCORDANCE WITH AS1428.1
12. FLOOR WASTE OUTLET TO ALL INTERNAL WET AREA ROOMS (LDRY, BATH, PR)
13. LIFT SHOWN AS 3 OFF SCHINDLER 3300AP (1150KG - 1400 X 1900 CAR - C2 OPENING - BT 900 - 1.75 M/S), WITH 7050 X 2395MM LIFT SHAFT. ALLOW LIFT 3 'THRU DOOR' ON GROUND LEVEL.
14. FIRE RESISTANCE:
WALLS BETWEEN APARTMENTS + CORRIDOR REQUIRE FRL 90/90/90, AS PER BCA C1.1-3 TABLE 3 TYPE A CONSTRUCTION
15. ACOUSTIC INSULATION:
WALLS BETWEEN ADJOINING APARTMENT; Rw+Ctr>=50,
WALLS BETWEEN APARTMENTS + CORRIDOR: Rw>=50,
20MM (MIN) DISCONTINUOUS CONSTRUCTION BETWEEN APARTMENT HABITABLE ROOMS + LIFT/SERVICE SHAFTS,
AS PER BCA F.5.3-5

ARCHITECTS AUSTRALIA
EST. 1975

THE ARCHITECTS (Australia) Pty. Ltd.
ABN. 12 010 362 937

LEVEL 4, NORTHPOINT BLDG.
231 NORTH QUAY,
BRISBANE. QLD. 4000

E. info@architectsaustralia.com.au
W. architectsaustralia.com.au
P. +61 (0)7 3236 4000

COPYRIGHT - THE ARCHITECTS (Australia) Pty. Ltd.
"THE OWNERSHIP OF THIS DRAWING REMAINS WITH THE ARCHITECTS (Australia) Pty. Ltd. UNLESS TRANSFERRED TO A CLIENT UPON PAYMENT OF ALL APPROPRIATE FEES AND MAY NOT BE COPIED, USED OR ADAPTED IN ANY WAY WITHOUT THE EXPRESS PERMISSION OF THE ARCHITECTS (Australia) Pty. Ltd.

CLIENT
group Kildey

PROJECT
Belise Apartments

ADDRESS
510 St Paul Terrace,
Fortitude Valley QLD 4006

NO.	DESCRIPTION	DATE	BY
E	BUILDER + ARCHITECT	28.05.13	JG
F	REVISED APTMTS IN COLOUR, SURVEYOR ISSUE	5.06.13	JG
G	REVISED APTMTS, ISSUE TO M+K	6.06.13	JG
H	BUILDER PRICING ISSUE	18.06.13	JG
I	REVISED APMTS, PRE-APPROVAL ISSUE TO CONSULTANTS	17.07.13	JG
J	ISSUED FOR AMENDED ULDA/EDQ APPROVAL	30.07.13	JG

DRAWN: KE
CHECKED: Checker
PROJECT NO.: 139.4
SHEET I.D.: 214
SCALE: As indicated @ A1
DATE: 07 DEC 2012
ISSUE: J

DRAWING NAME
LEVEL 14 FLOOR PLAN

STAGE TYPE NO.
DD_P_L14

C:\Users\Architects Australia\Documents\BELISE_DD_CENTRAL_Architects Australia.rvt
30/07/2013 12:18:42 PM

1 LEVEL 15 FLOOR PLAN
1 : 100

1:100 @ A1
1:200 @ A3
0 1 2 3 4 5 10

PLANS AND DOCUMENTS
referred to in the PDA APPROVAL

27 SEP 2013

MEDQ

GENERAL NOTES:

1. DO NOT SCALE DRAWING - CONFIRM DIMENSIONS ON SITE BEFORE COMMENCEMENT
2. FOR FULL DESCRIPTION OF WALL TYPES REFER WALL TYPE SCHEDULE
3. FOR FLOOR, WALL AND CEILING FINISHES REFER TO THE FINISHES SCHEDULE
4. DOOR + WINDOW NUMBERING - REFER TO DOOR SCHEDULE
5. READ IN CONJUNCTION WITH ENGINEER DESIGN.
6. FOR NEW WALLS IN WET AREAS, SUBSTITUTE WATER RESISTANCE SHEET (E.G. FIBRE CEMENT) FOR PLASTBOARD.
7. LEVELS SHOWN ARE A.H.D. REFERENCED, BASED ON TOPOGRAPHICAL SURVEY BY LANDMARK CONSULTING, T:07 3397 0400, (REF: 02141-DET 23/7/04)

MAT 0# MATERIAL TAG WT# WALL TAG

D.0# DOOR TAG WW# WINDOW TAG

DESIGN NOTES:

1. TANKING MEMBRANE WITH PROTECTION BOARD TO ALL PERIMETER WALLS OF BASEMENT RETAINING WALL.
2. ALL COLUMN SIZING IS INDACTIVE, REFER STRUCTURAL ENGINEERS DRAWINGS FOR EXACT SIZE AND LOCATION
3. CONTRASTING NOSING WITH 30% ILLUMINANCE TO FIRE STAIRS.
4. BALCONY DOOR SILL 25MM (MIN) ABOVE FINISH BALCONY LEVEL, TYPICAL T'OUT.
5. BALCONY SURFACE WATER TO DRAIN AWAY FROM DOORS, TYPICAL T'OUT.
6. STAIR PRESSURISATION TO EXIT STAIRS, EXCLUDING BASEMENT CARPARK.
7. ACOUSTIC INSULATION TO SERVICE DUCTS (FIRE RATING NOT REQUIRED).
8. SUSPENDED CEILING TO APARTMENT WET AREAS ONLY, TYPICAL LEVELS 3 TO 19. SUSPENDED CEILINGS T'OUT ALL APARTMENT, LEVEL 20 ONLY.
9. APARTMENT WET AREA EXHAUST THROUGH CORRIDOR BULKHEAD TO EXTERNAL WALL, TYPICAL T'OUT.
10. BED 1 BULKHEAD INCLUDE FIRE SPRINKLERS + DOWNLIGHTS.
11. CORRIDOR ENDS TO PROVIDE 2.0x1.75M (MIN) PWD TURNAROUND IN ACCORDANCE WITH AS1428.1
12. FLOOR WASTE OUTLET TO ALL INTERNAL WET AREA ROOMS (LDRY, BATH, PR)
13. LIFT SHOWN AS 3 OFF SCHINDLER 3300AP (1150KG - 1400 X 1900 CAR - C2 OPENING - BT 900 - 1.75 M/S), WITH 7050 X 2595MM LIFT SHAFT, ALLOW LIFT 3 "THRU DOOR" ON GROUND LEVEL.
14. FIRE RESISTANCE:
WALLS BETWEEN APARTMENTS + CORRIDOR REQUIRE FRL 90/90/90, AS PER BCA C1.1-3 TABLE 3 TYPE A CONSTRUCTION
15. ACOUSTIC INSULATION:
WALLS BETWEEN ADJOINING APARTMENT: Rw+Ctr>=50,
WALLS BETWEEN APARTMENTS + CORRIDOR: Rw>=50,
20MM (MIN) DISCONTINUOUS CONSTRUCTION BETWEEN APARTMENT HABITABLE ROOMS + LIFT/SERVICE SHAFTS,
AS PER BCA F5.3-5

ARCHITECTS AUSTRALIA
EST. 1975

THE ARCHITECTS (Australia) Pty. Ltd.
ABN. 12 010 362 937

LEVEL 4, NORTHPOINT BLDG.
231 NORTH QUAY,
BRISBANE. QLD. 4000

E. info@architectsaustralia.com.au
W. architectsaustralia.com.au
P. +61 (0)7 3236 4000

COPYRIGHT - THE ARCHITECTS (Australia) Pty. Ltd.
"THE OWNERSHIP OF THIS DRAWING REMAINS WITH THE ARCHITECTS (Australia) Pty. Ltd. UNLESS TRANSFERRED TO A CLIENT UPON PAYMENT OF ALL APPROPRIATE FEES AND MAY NOT BE COPIED, USED OR ADAPTED IN ANY WAY WITHOUT THE EXPRESS PERMISSION OF THE ARCHITECTS (Australia) Pty. Ltd.

CLIENT
group Kildey

PROJECT
Belise Apartments

ADDRESS
510 St Paul Terrace,
Fortitude Valley QLD 4006

NO.	DESCRIPTION	DATE	BY
E	BUILDER + ARCHITECT	28.05.13	JG
F	REVISED APTMTS IN COLOUR, SURVEYOR ISSUE	5.06.13	JG
G	REVISED APTMTS, ISSUE TO M+K	6.06.13	JG
H	BUILDER PRICING ISSUE	18.06.13	JG
I	REVISED APMTS, PRE-APPROVAL ISSUE TO CONSULTANTS	17.07.13	JG
J	ISSUED FOR AMENDED ULDA/EDQ APPROVAL	30.07.13	JG

DRAWN: KE
CHECKED: Checker
PROJECT NO.: 139.4
SHEET I.D.: 215
SCALE: As indicated @ A1
DATE: 07 DEC 2012
ISSUE: J

DRAWING NAME
LEVEL 15 FLOOR PLAN

STAGE TYPE NO.
DD_P_L15

C:\Users\Architects Australia\Documents\BELISE_DD_CENTRAL_Architects Australia.rvt
30/07/2013 12:18:48 PM

1 LEVEL 16 FLOOR PLAN
1 : 100

1:100 @ A1
1:200 @ A3
0 1 2 3 4 5 10

PLANS AND DOCUMENTS
referred to in the PDA APPROVAL

27 SEP 2013

MEDQ

GENERAL NOTES:

1. DO NOT SCALE DRAWING - CONFIRM DIMENSIONS ON SITE BEFORE COMMENCEMENT
2. FOR FULL DESCRIPTION OF WALL TYPES REFER WALL TYPE SCHEDULE
3. FOR FLOOR, WALL AND CEILING FINISHES REFER TO THE FINISHES SCHEDULE
4. DOOR + WINDOW NUMBERING - REFER TO DOOR SCHEDULE
5. READ IN CONJUNCTION WITH ENGINEER DESIGN
6. FOR NEW WALLS IN WET AREAS, SUBSTITUTE WATER RESISTANCE SHEET (E.G. FIBRE CEMENT) FOR PLASTBOARD.
7. LEVELS SHOWN ARE A.H.D. REFERENCED, BASED ON TOPOGRAPHICAL SURVEY BY LANDMARK CONSULTING, T:07 3397 0400, (REF: 02141-DET 23/7/04)

MAT 0# MATERIAL TAG WT# WALL TAG

D.0# DOOR TAG WW# WINDOW TAG

DESIGN NOTES:

1. TANKING MEMBRANE WITH PROTECTION BOARD TO ALL PERIMETER WALLS OF BASEMENT RETAINING WALL.
2. ALL COLUMN SIZING IS INDACTIVE, REFER STRUCTURAL ENGINEERS DRAWINGS FOR EXACT SIZE AND LOCATION
3. CONTRASTING NOSING WITH 30% ILLUMINANCE TO FIRE STAIRS.
4. BALCONY DOOR SILL 25MM (MIN) ABOVE FINISH BALCONY LEVEL, TYPICAL T'OUT.
5. BALCONY SURFACE WATER TO DRAIN AWAY FROM DOORS, TYPICAL T'OUT.
6. STAIR PRESSURISATION TO EXIT STAIRS, EXCLUDING BASEMENT CARPARK.
7. ACOUSTIC INSULATION TO SERVICE DUCTS (FIRE RATING NOT REQUIRED).
8. SUSPENDED CEILING TO APARTMENT WET AREAS ONLY, TYPICAL LEVELS 3 TO 19. SUSPENDED CEILINGS T'OUT ALL APARTMENT, LEVEL 20 ONLY.
9. APARTMENT WET AREA EXHAUST THROUGH CORRIDOR BULKHEAD TO EXTERNAL WALL, TYPICAL T'OUT.
10. BED1 BULKHEAD INCLUDE FIRE SPRINKLERS + DOWNLIGHTS.
11. CORRIDOR ENDS TO PROVIDE 2.0x1.75M (MIN) PWD TURNAROUND IN ACCORDANCE WITH AS1428.1
12. FLOOR WASTE OUTLET TO ALL INTERNAL WET AREA ROOMS (LDRY, BATH, PR)
13. LIFT SHOWN AS 3 OFF SCHINDLER 3300AP (1150KG - 1400 X 1900 CAR - C2 OPENING - BT 900 - 1.76 M/S), WITH 7050 X 2395MM LIFT SHAFT. ALLOW LIFT 3 'THRU DOOR' ON GROUND LEVEL.
14. FIRE RESISTANCE:
WALLS BETWEEN APARTMENTS + CORRIDOR REQUIRE FRL 90/90/90, AS PER BCA C1.1-3 TABLE 3 TYPE A CONSTRUCTION
15. ACOUSTIC INSULATION:
WALLS BETWEEN ADJOINING APARTMENT: Rw+Ctr>=50,
WALLS BETWEEN APARTMENTS + CORRIDOR: Rw>=50,
20MM (MIN) DISCONTINUOUS CONSTRUCTION BETWEEN APARTMENT HABITABLE ROOMS + LIFT/SERVICE SHAFTS,
AS PER BCA F5.3-5

ARCHITECTS AUSTRALIA
EST. 1975

THE ARCHITECTS (Australia) Pty. Ltd.
ABN. 12 010 362 937

LEVEL 4, NORTHPOINT BLDG,
231 NORTH QUAY,
BRISBANE. QLD. 4000

E. info@architectsaustralia.com.au
W. architectsaustralia.com.au
P. +61 (0)7 3236 4000

COPYRIGHT - THE ARCHITECTS (Australia) Pty. Ltd.
*THE OWNERSHIP OF THIS DRAWING REMAINS WITH THE ARCHITECTS (Australia) Pty. Ltd. UNLESS TRANSFERRED TO A CLIENT UPON PAYMENT OF ALL APPROPRIATE FEES AND MAY NOT BE COPIED, USED OR ADAPTED IN ANY WAY WITHOUT THE EXPRESS PERMISSION OF THE ARCHITECTS (Australia) Pty. Ltd.

CLIENT
group Kildey

PROJECT
Belise Apartments

ADDRESS
510 St Paul Terrace,
Fortitude Valley QLD 4006

NO.	DESCRIPTION	DATE	BY
E	BUILDER + ARCHITECT	28.05.13	JG
F	REVISED APTMTS IN COLOUR, SURVEYOR ISSUE	5.06.13	JG
G	REVISED APTMTS, ISSUE TO M+K	6.06.13	JG
H	BUILDER PRICING ISSUE	18.06.13	JG
I	REVISED APMTS, PRE-APPROVAL ISSUE TO CONSULTANTS	17.07.13	JG
J	ISSUED FOR AMENDED ULDA/EDQ APPROVAL	30.07.13	JG

DRAWN: KE
CHECKED: Checker
PROJECT NO.: 139.4
SHEET I.D.: 216
SCALE: As indicated @ A1
DATE: 07 DEC 2012
ISSUE: J

DRAWING NAME
LEVEL 16 FLOOR PLAN

STAGE TYPE NO.
DD_P_L16

C:\Users\Architects Australia\Documents\BELISE_DD_CENTRAL_Architects Australia.rvt
30/07/2013 12:18:54 PM

1 LEVEL 17 FLOOR PLAN
1 : 100

1:100 @ A1
1:200 @ A3
0 1 2 3 4 5 10

PLANS AND DOCUMENTS
referred to in the PDA APPROVAL

27 SEP 2013

MEDQ

GENERAL NOTES:

1. DO NOT SCALE DRAWING - CONFIRM DIMENSIONS ON SITE BEFORE COMMENCEMENT
2. FOR FULL DESCRIPTION OF WALL TYPES REFER WALL TYPE SCHEDULE
3. FOR FLOOR, WALL AND CEILING FINISHES REFER TO THE FINISHES SCHEDULE
4. DOOR + WINDOW NUMBERING - REFER TO DOOR SCHEDULE
5. READ IN CONJUNCTION WITH ENGINEER DESIGN
6. FOR NEW WALLS IN WET AREAS, SUBSTITUTE WATER RESISTANCE SHEET (E.G. FIBRE CEMENT) FOR PLASTBOARD.
7. LEVELS SHOWN ARE A.H.D. REFERENCED, BASED ON TOPOGRAPHICAL SURVEY BY LANDMARK CONSULTING, T:07 3397 0400, (REF: 02141-DET 23/7/04)

MAT 0# MATERIAL TAG WT# WALL TAG

D.0# DOOR TAG WW# WINDOW TAG

DESIGN NOTES:

1. TANKING MEMBRANE WITH PROTECTION BOARD TO ALL PERIMETER WALLS OF BASEMENT RETAINING WALL.
2. ALL COLUMN SIZING IS INDACTIVE, REFER STRUCTURAL ENGINEERS DRAWINGS FOR EXACT SIZE AND LOCATION
3. CONTRASTING NOSING WITH 30% ILLUMINANCE TO FIRE STAIRS.
4. BALCONY DOOR SILL 25MM (MIN) ABOVE FINISH BALCONY LEVEL, TYPICAL T'OUT.
5. BALCONY SURFACE WATER TO DRAIN AWAY FROM DOORS, TYPICAL T'OUT.
6. STAIR PRESSURISATION TO EXIT STAIRS, EXCLUDING BASEMENT CARPARK.
7. ACOUSTIC INSULATION TO SERVICE DUCTS (FIRE RATING NOT REQUIRED).
8. SUSPENDED CEILING TO APARTMENT WET AREAS ONLY, TYPICAL LEVELS 3 TO 19. SUSPENDED CEILINGS T'OUT ALL APARTMENT, LEVEL 20 ONLY.
9. APARTMENT WET AREA EXHAUST THROUGH CORRIDOR BULKHEAD TO EXTERNAL WALL, TYPICAL T'OUT.
10. BED1 BULKHEAD INCLUDE FIRE SPRINKLERS + DOWNLIGHTS.
11. CORRIDOR ENDS TO PROVIDE 2.0x1.75M (MIN) PWD TURNAROUND IN ACCORDANCE WITH AS1428.1
12. FLOOR WASTE OUTLET TO ALL INTERNAL WET AREA ROOMS (LDRY, BATH, PR)
13. LIFT SHOWN AS 3 OFF SCHINDLER 3300AP (1150KG - 1400 X 1900 CAR - C2 OPENING - BT 900 - 1.75 M/S), WITH 7050 X 2395MM LIFT SHAFT. ALLOW LIFT 3 'THRU DOOR' ON GROUND LEVEL.
14. FIRE RESISTANCE:
WALLS BETWEEN APARTMENTS + CORRIDOR REQUIRE FRL 90/90/90, AS PER BCA C1.1-3 TABLE 3 TYPE A CONSTRUCTION
15. ACOUSTIC INSULATION:
WALLS BETWEEN ADJOINING APARTMENT: Rw+Ctr>=50,
WALLS BETWEEN APARTMENTS + CORRIDOR: Rw>=50,
20MM (MIN) DISCONTINUOUS CONSTRUCTION BETWEEN APARTMENT HABITABLE ROOMS + LIFT/SERVICE SHAFTS,
AS PER BCA F.5.3-5

ARCHITECTS AUSTRALIA
EST. 1975

THE ARCHITECTS (Australia) Pty. Ltd.
ABN. 12 010 362 937

LEVEL 4, NORTHPOINT BLDG.
231 NORTH QUAY,
BRISBANE. QLD. 4000

E. info@architectsaustralia.com.au
W. architectsaustralia.com.au
P. +61 (0)7 3236 4000

COPYRIGHT - THE ARCHITECTS (Australia) Pty. Ltd.
"THE OWNERSHIP OF THIS DRAWING REMAINS WITH THE ARCHITECTS (Australia) Pty. Ltd. UNLESS TRANSFERRED TO A CLIENT UPON PAYMENT OF ALL APPROPRIATE FEES AND MAY NOT BE COPIED, USED OR ADAPTED IN ANY WAY WITHOUT THE EXPRESS PERMISSION OF THE ARCHITECTS (Australia) Pty. Ltd.

CLIENT
group Kildey

PROJECT
Belise Apartments

ADDRESS
510 St Paul Terrace,
Fortitude Valley QLD 4006

NO.	DESCRIPTION	DATE	BY
E	BUILDER + ARCHITECT	28.05.13	JG
F	REVISED APTMTS IN COLOUR, SURVEYOR ISSUE	5.06.13	JG
G	REVISED APTMTS, ISSUE TO M+K	6.06.13	JG
H	BUILDER PRICING ISSUE	18.06.13	JG
I	REVISED APMTS, PRE-APPROVAL ISSUE TO CONSULTANTS	17.07.13	JG
J	ISSUED FOR AMENDED ULDA/EDQ APPROVAL	30.07.13	JG

DRAWN: KE
CHECKED: Checker
PROJECT NO.: 139.4
SHEET I.D.: 217
SCALE: As indicated @ A1
DATE: 07 DEC 2012
ISSUE: J

DRAWING NAME
LEVEL 17 FLOOR PLAN

STAGE TYPE NO.
DD_P_L17

C:\Users\Architects Australia\Documents\BELISE_DD_CENTRAL_Architects Australia.rvt
30/07/2013 12:18:59 PM

1 LEVEL 18 FLOOR PLAN
1 : 100

1:100 @ A1
1:200 @ A3
0 1 2 3 4 5 10

PLANS AND DOCUMENTS
referred to in the PDA APPROVAL
27 SEP 2013
MEDQ

GENERAL NOTES:

1. DO NOT SCALE DRAWING - CONFIRM DIMENSIONS ON SITE BEFORE COMMENCEMENT
2. FOR FULL DESCRIPTION OF WALL TYPES REFER WALL TYPE SCHEDULE
3. FOR FLOOR, WALL AND CEILING FINISHES REFER TO THE FINISHES SCHEDULE
4. DOOR + WINDOW NUMBERING - REFER TO DOOR SCHEDULE
5. READ IN CONJUNCTION WITH ENGINEER DESIGN.
6. FOR NEW WALLS IN WET AREAS, SUBSTITUTE WATER RESISTANCE SHEET (E.G. FIBRE CEMENT) FOR PLASTBOARD.
7. LEVELS SHOWN ARE A.H.D. REFERENCED, BASED ON TOPOGRAPHICAL SURVEY BY LANDMARK CONSULTING, T:07 3397 0400, (REF: 02141-DET 23/7/04)

MAT.O# MATERIAL TAG — WT# WALL TAG

D.D# DOOR TAG — WW# WINDOW TAG

DESIGN NOTES:

1. TANKING MEMBRANE WITH PROTECTION BOARD TO ALL PERIMETER WALLS OF BASEMENT RETAINING WALL.
2. ALL COLUMN SIZING IS INDACTIVE, REFER STRUCTURAL ENGINEERS DRAWINGS FOR EXACT SIZE AND LOCATION
3. CONTRASTING NOSING WITH 30% ILLUMINANCE TO FIRE STAIRS.
4. BALCONY DOOR SILL 25MM (MIN) ABOVE FINISH BALCONY LEVEL, TYPICAL T'OUT.
5. BALCONY SURFACE WATER TO DRAIN AWAY FROM DOORS, TYPICAL T'OUT.
6. STAIR PRESSURISATION TO EXIT STAIRS, EXCLUDING BASEMENT CARPARK.
7. ACOUSTIC INSULATION TO SERVICE DUCTS (FIRE RATING NOT REQUIRED).
8. SUSPENDED CEILING TO APARTMENT WET AREAS ONLY, TYPICAL LEVELS 3 TO 19. SUSPENDED CEILINGS T'OUT ALL APARTMENT, LEVEL 20 ONLY.
9. APARTMENT WET AREA EXHAUST THROUGH CORRIDOR BULKHEAD TO EXTERNAL WALL, TYPICAL T'OUT.
10. BED1 BULKHEAD INCLUDE FIRE SPRINKLERS + DOWNLIGHTS.
11. CORRIDOR ENDS TO PROVIDE 2.0x1.75M (MIN) PWD TURNAROUND IN ACCORDANCE WITH AS1428.1
12. FLOOR WASTE OUTLET TO ALL INTERNAL WET AREA ROOMS (LDRY, BATH, PR)
13. LIFT SHOWN AS 3 OFF SCHINDLER 3300AP (1150KG - 1400 X 1900 CAR - C2 OPENING - BT 900 - 1.75 M/S), WITH 7050 X 2395MM LIFT SHAFT, ALLOW LIFT 3 'THRU DOOR' ON GROUND LEVEL.
14. FIRE RESISTANCE:
WALLS BETWEEN APARTMENTS + CORRIDOR REQUIRE FRL 90/90/90, AS PER BCA C1.1-3 TABLE 3 TYPE A CONSTRUCTION
15. ACOUSTIC INSULATION:
WALLS BETWEEN ADJOINING APARTMENT: Rw+Ctr>=50,
WALLS BETWEEN APARTMENTS + CORRIDOR: Rw>=50,
20MM (MIN) DISCONTINUOUS CONSTRUCTION BETWEEN APARTMENT HABITABLE ROOMS + LIFT/SERVICE SHAFTS,
AS PER BCA F6.3-5

ARCHITECTS AUSTRALIA
EST. 1975

THE ARCHITECTS (Australia) Pty. Ltd.
ABN. 12 010 362 937

LEVEL 4, NORTHPOINT BLDG.
231 NORTH QUAY,
BRISBANE. QLD. 4000

E. info@architectsaustralia.com.au
W. architectsaustralia.com.au
P. +61 (0)7 3236 4000

COPYRIGHT - THE ARCHITECTS (Australia) Pty. Ltd.
"THE OWNERSHIP OF THIS DRAWING REMAINS WITH THE ARCHITECTS (Australia) Pty. Ltd. UNLESS TRANSFERRED TO A CLIENT UPON PAYMENT OF ALL APPROPRIATE FEES AND MAY NOT BE COPIED, USED OR ADAPTED IN ANY WAY WITHOUT THE EXPRESS PERMISSION OF THE ARCHITECTS (Australia) Pty. Ltd.

CLIENT
group Kildey

PROJECT
Belise Apartments

ADDRESS
510 St Paul Terrace,
Fortitude Valley QLD 4006

NO.	DESCRIPTION	DATE	BY
E	BUILDER + ARCHITECT	28.05.13	JG
F	REVISED APTMTS IN COLOUR, SURVEYOR ISSUE	5.06.13	JG
G	REVISED APTMTS, ISSUE TO M+K	6.06.13	JG
H	BUILDER PRICING ISSUE	18.06.13	JG
I	REVISED APMTS, PRE-APPROVAL ISSUE TO CONSULTANTS	17.07.13	JG
J	ISSUED FOR AMENDED ULDA/EDQ APPROVAL	30.07.13	JG

DRAWN: KE
CHECKED: Checker
PROJECT NO.: 139.4
SHEET I.D.: 218
SCALE: As indicated @ A1
DATE: 07 DEC 2012
ISSUE: J

DRAWING NAME
LEVEL 18 FLOOR PLAN

STAGE | TYPE | NO.
DD_P_L18

C:\Users\Architects Australia\Documents\BELISE_DD_CENTRAL_Architects Australia.rvt
30/07/2013 12:19:02 PM

1 LEVEL 19 FLOOR PLAN
1 : 100

1:100 @ A1
1:200 @ A3

PLANS AND DOCUMENTS referred to in the PDA APPROVAL
27 SEP 2013
MEDQ

GENERAL NOTES:

1. DO NOT SCALE DRAWING - CONFIRM DIMENSIONS ON SITE BEFORE COMMENCEMENT
2. FOR FULL DESCRIPTION OF WALL TYPES REFER WALL TYPE SCHEDULE
3. FOR FLOOR, WALL AND CEILING FINISHES REFER TO THE FINISHES SCHEDULE
4. DOOR + WINDOW NUMBERING - REFER TO DOOR SCHEDULE
5. READ IN CONJUNCTION WITH ENGINEER DESIGN.
6. FOR NEW WALLS IN WET AREAS, SUBSTITUTE WATER RESISTANCE SHEET (E.G. FIBRE CEMENT) FOR PLASTBOARD.
7. LEVELS SHOWN ARE A.H.D. REFERENCED, BASED ON TOPOGRAPHICAL SURVEY BY LANDMARK CONSULTING, T:07 3397 0400, (REF: 02141-DET 23/7/04)

MAT 0# MATERIAL TAG WT# WALL TAG

D.D# DOOR TAG WW# WINDOW TAG

DESIGN NOTES:

1. TANKING MEMBRANE WITH PROTECTION BOARD TO ALL PERIMETER WALLS OF BASEMENT RETAINING WALL.
2. ALL COLUMN SIZING IS INDACTIVE, REFER STRUCTURAL ENGINEERS DRAWINGS FOR EXACT SIZE AND LOCATION
3. CONTRASTING NOSING WITH 30% ILLUMINANCE TO FIRE STAIRS.
4. BALCONY DOOR SILL 25MM (MIN) ABOVE FINISH BALCONY LEVEL, TYPICAL T'OUT.
5. BALCONY SURFACE WATER TO DRAIN AWAY FROM DOORS, TYPICAL T'OUT.
6. STAIR PRESSURISATION TO EXIT STAIRS, EXCLUDING BASEMENT CARPARK.
7. ACOUSTIC INSULATION TO SERVICE DUCTS (FIRE RATING NOT REQUIRED).
8. SUSPENDED CEILING TO APARTMENT WET AREAS ONLY, TYPICAL LEVELS 3 TO 19. SUSPENDED CEILINGS T'OUT ALL APARTMENT, LEVEL 20 ONLY.
9. APARTMENT WET AREA EXHAUST THROUGH CORRIDOR BULKHEAD TO EXTERNAL WALL, TYPICAL T'OUT.
10. BED1 BULKHEAD INCLUDE FIRE SPRINKLERS + DOWNLIGHTS.
11. CORRIDOR ENDS TO PROVIDE 2.0x1.75M (MIN) PWD TURNAROUND IN ACCORDANCE WITH AS1428.1
12. FLOOR WASTE OUTLET TO ALL INTERNAL WET AREA ROOMS (L'DRY, BATH, PR)
13. LIFT SHOWN AS 3 OFF SCHINDLER 3300AP (1150KG - 1400 X 1900 CAR - C2 OPENING - BT 900 - 1.75 M/S), WITH 7050 X 2395MM LIFT SHAFT. ALLOW LIFT 3 'THRU DOOR' ON GROUND LEVEL.
14. FIRE RESISTANCE:
WALLS BETWEEN APARTMENTS + CORRIDOR REQUIRE FRL 90/90/90, AS PER BCA C1.1-3 TABLE 3 TYPE A CONSTRUCTION
15. ACOUSTIC INSULATION:
WALLS BETWEEN ADJOINING APARTMENT: Rw+Ctr>=50,
WALLS BETWEEN APARTMENTS + CORRIDOR: Rw>=50,
20MM (MIN) DISCONTINUOUS CONSTRUCTION BETWEEN APARTMENT HABITABLE ROOMS + LIFT/SERVICE SHAFTS,
AS PER BCA F5.3-5

ARCHITECTS AUSTRALIA
EST. 1975

THE ARCHITECTS (Australia) Pty. Ltd.
ABN. 12 010 362 937

LEVEL 4, NORTHPOINT BLDG.
231 NORTH QUAY,
BRISBANE. QLD. 4000

E. info@architectsaustralia.com.au
W. architectsaustralia.com.au
P. +61 (0)7 3236 4000

COPYRIGHT - THE ARCHITECTS (Australia) Pty. Ltd.
"THE OWNERSHIP OF THIS DRAWING REMAINS WITH THE ARCHITECTS (Australia) Pty. Ltd. UNLESS TRANSFERRED TO A CLIENT UPON PAYMENT OF ALL APPROPRIATE FEES AND MAY NOT BE COPIED, USED OR ADAPTED IN ANY WAY WITHOUT THE EXPRESS PERMISSION OF THE ARCHITECTS (Australia) Pty. Ltd.

CLIENT
group Kildey

PROJECT
Belise Apartments

ADDRESS
510 St Paul Terrace,
Fortitude Valley QLD 4006

NO.	DESCRIPTION	DATE	BY
F	BUILDER + ARCHITECT	28.05.13	JG
G	REVISED APTMTS IN COLOUR, SURVEYOR ISSUE	5.06.13	JG
H	REVISED APTMTS, ISSUE TO M+K	6.06.13	JG
I	BUILDER PRICING ISSUE	18.06.13	JG
J	REVISED APMTS, PRE-APPROVAL ISSUE TO CONSULTANTS	17.07.13	JG
K	ISSUED FOR AMENDED ULDA/EDQ APPROVAL	30.07.13	JG

DRAWN: KE
CHECKED: Checker
PROJECT NO.: 139.4
SHEET I.D.: 219
SCALE: As indicated @ A1
DATE: 07 DEC 2012
ISSUE: K

DRAWING NAME
LEVEL 19 FLOOR PLAN

STAGE TYPE NO.
DD_P_L19

C:\Users\Architects Australia\Documents\BELISE_DD_CENTRAL_Architects Australia.rvt
30/07/2013 12:19:04 PM

1 LEVEL 20 FLOOR PLAN
1:100

1:100 @ A1
1:200 @ A3
0 1 2 3 4 5 10

PLANS AND DOCUMENTS
referred to in the PDA APPROVAL

27 SEP 2013

MEDQ

GENERAL NOTES:

1. DO NOT SCALE DRAWING - CONFIRM DIMENSIONS ON SITE BEFORE COMMENCEMENT
2. FOR FULL DESCRIPTION OF WALL TYPES REFER WALL TYPE SCHEDULE
3. FOR FLOOR, WALL AND CEILING FINISHES REFER TO THE FINISHES SCHEDULE
4. DOOR + WINDOW NUMBERING - REFER TO DOOR SCHEDULE
5. READ IN CONJUNCTION WITH ENGINEER DESIGN.
6. FOR NEW WALLS IN WET AREAS, SUBSTITUTE WATER RESISTANCE SHEET (E.G. FIBRE CEMENT) FOR PLASTBOARD.
7. LEVELS SHOWN ARE A.H.D. REFERENCED, BASED ON TOPOGRAPHICAL SURVEY BY LANDMARK CONSULTING, T:07 3397 0400, (REF: 02141-DET 23/7/04)

MAT 0# MATERIAL TAG WT# WALL TAG

D.0# DOOR TAG WW# WINDOW TAG

DESIGN NOTES:

1. TANKING MEMBRANE WITH PROTECTION BOARD TO ALL PERIMETER WALLS OF BASEMENT RETAINING WALL.
2. ALL COLUMN SIZING IS INDACTIVE, REFER STRUCTURAL ENGINEERS DRAWINGS FOR EXACT SIZE AND LOCATION
3. CONTRASTING NOSING WITH 30% ILLUMINANCE TO FIRE STAIRS.
4. BALCONY DOOR SILL 25MM (MIN) ABOVE FINISH BALCONY LEVEL, TYPICAL TOUT.
5. BALCONY SURFACE WATER TO DRAIN AWAY FROM DOORS, TYPICAL TOUT.
6. STAIR PRESSURISATION TO EXIT STAIRS, EXCLUDING BASEMENT CARPARK.
7. ACOUSTIC INSULATION TO SERVICE DUCTS (FIRE RATING NOT REQUIRED).
8. SUSPENDED CEILING TO APARTMENT WET AREAS ONLY, TYPICAL LEVELS 3 TO 19. SUSPENDED CEILINGS TOUT ALL APARTMENT, LEVEL 20 ONLY.
9. APARTMENT WET AREA EXHAUST THROUGH CORRIDOR BULKHEAD TO EXTERNAL WALL, TYPICAL TOUT.
10. BED1 BULKHEAD INCLUDE FIRE SPRINKLERS + DOWNLIGHTS.
11. CORRIDOR ENDS TO PROVIDE 2.0x1.75M (MIN) PWD TURNAROUND IN ACCORDANCE WITH AS1428.1
12. FLOOR WASTE OUTLET TO ALL INTERNAL WET AREA ROOMS (LDRY, BATH, PR)
13. LIFT SHOWN AS 3 OFF SCHINDLER 3300AP (1150KG - 1400 X 1900 CAR - C2 OPENING - BT 900 -1.75 M/S), WITH 7050 X 2395MM LIFT SHAFT. ALLOW LIFT 3 "THRU DOOR" ON GROUND LEVEL.
14. FIRE RESISTANCE:
WALLS BETWEEN APARTMENTS + CORRIDOR REQUIRE FRL 90/90/90, AS PER BCA C1.1-3 TABLE 3 TYPE A CONSTRUCTION
15. ACOUSTIC INSULATION:
WALLS BETWEEN ADJOINING APARTMENT: Rw+Ctr>=50,
WALLS BETWEEN APARTMENTS + CORRIDOR: Rw>=50,
20MM (MIN) DISCONTINUOUS CONSTRUCTION BETWEEN APARTMENT HABITABLE ROOMS + LIFT/SERVICE SHAFTS,
AS PER BCA F5.3-5

ARCHITECTS AUSTRALIA
EST. 1975

THE ARCHITECTS (Australia) Pty. Ltd.
ABN. 12 010 362 937

LEVEL 4, NORTHPOINT BLDG.
231 NORTH QUAY,
BRISBANE. QLD. 4000

E. info@architectsaustralia.com.au
W. architectsaustralia.com.au
P. +61 (0)7 3236 4000

COPYRIGHT - THE ARCHITECTS (Australia) Pty. Ltd.
"THE OWNERSHIP OF THIS DRAWING REMAINS WITH THE ARCHITECTS (Australia) Pty. Ltd. UNLESS TRANSFERRED TO A CLIENT UPON PAYMENT OF ALL APPROPRIATE FEES AND MAY NOT BE COPIED, USED OR ADAPTED IN ANY WAY WITHOUT THE EXPRESS PERMISSION OF THE ARCHITECTS (Australia) Pty. Ltd.

CLIENT
group Kildey

PROJECT
Belise Apartments

ADDRESS
510 St Paul Terrace,
Fortitude Valley QLD 4006

NO.	DESCRIPTION	DATE	BY
F	BUILDER + ARCHITECT	28.05.13	JG
G	REVISED APTMTS IN COLOUR, SURVEYOR ISSUE	5.06.13	JG
H	REVISED APTMTS, ISSUE TO M+K	6.06.13	JG
I	BUILDER PRICING ISSUE	18.06.13	JG
J	REVISED APMTS, PRE-APPROVAL ISSUE TO CONSULTANTS	17.07.13	JG
K	ISSUED FOR AMENDED ULDA/EDQ APPROVAL	30.07.13	JG

DRAWN: KE
CHECKED: Checker
PROJECT NO.: 139.4
SHEET I.D.: 220
SCALE: As indicated @ A1
DATE: 07 DEC 2012
ISSUE: K

DRAWING NAME
LEVEL 20 FLOOR PLAN

STAGE TYPE NO.
DD_P_L20

C:\Users\Architects Australia\Documents\BELISE_DD_CENTRAL_Architects Australia.rvt
30/07/2013 12:19:08 PM

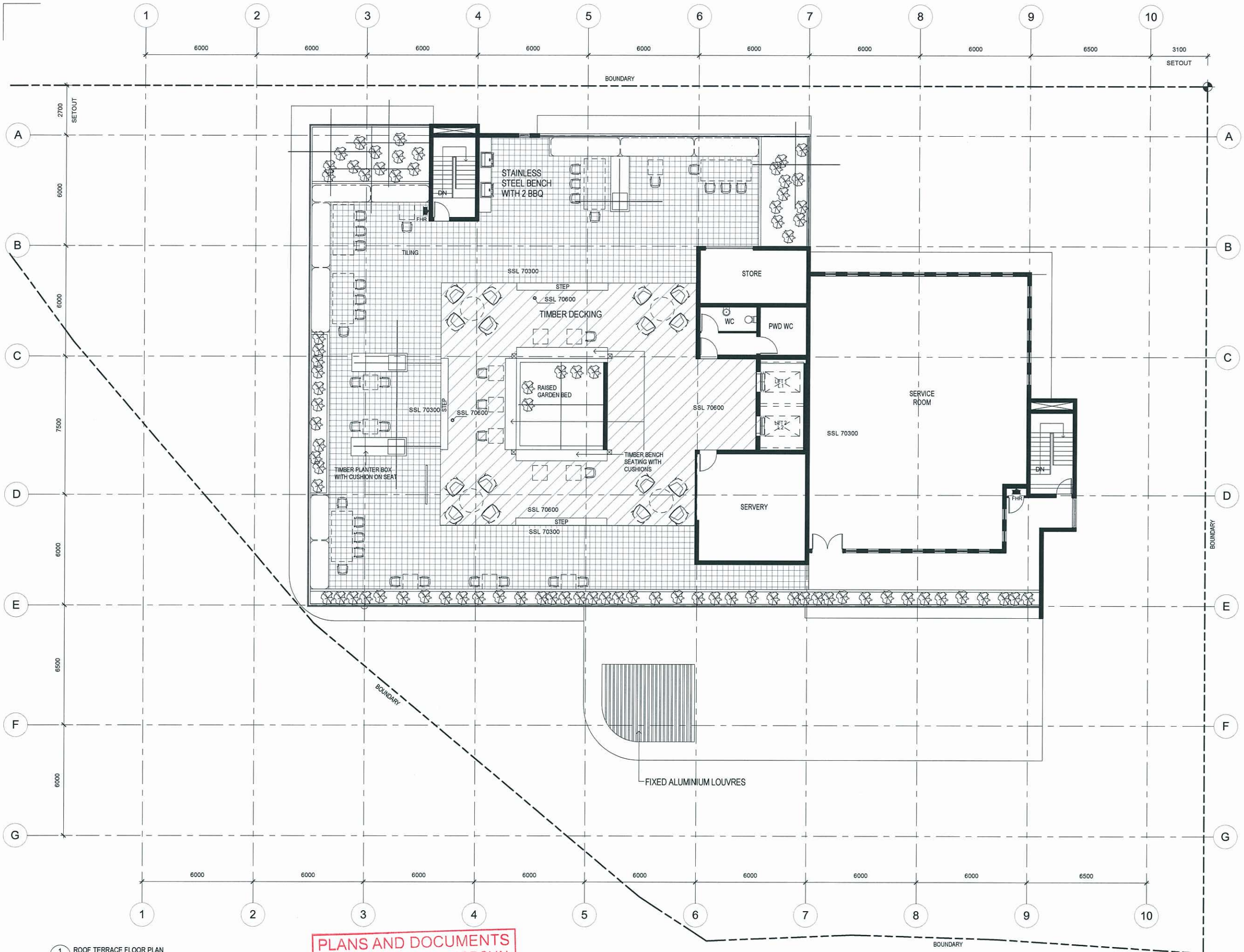

1 ROOF TERRACE FLOOR PLAN
1:100

1:100 @ A1
1:200 @ A3
0 1 2 3 4 5 10

PLANS AND DOCUMENTS referred to in the PDA APPROVAL
27 SEP 2013
MEDQ

GENERAL NOTES:

1. DO NOT SCALE DRAWING - CONFIRM DIMENSIONS ON SITE BEFORE COMMENCEMENT
2. FOR FULL DESCRIPTION OF WALL TYPES REFER WALL TYPE SCHEDULE
3. FOR FLOOR, WALL AND CEILING FINISHES REFER TO THE FINISHES SCHEDULE
4. DOOR + WINDOW NUMBERING - REFER TO DOOR SCHEDULE
5. READ IN CONJUNCTION WITH ENGINEER DESIGN.
6. FOR NEW WALLS IN WET AREAS, SUBSTITUTE WATER RESISTANCE SHEET (E.G. FIBRE CEMENT) FOR PLASTBOARD.
7. LEVELS SHOWN ARE A.H.D. REFERENCED, BASED ON TOPOGRAPHICAL SURVEY BY LANDMARK CONSULTING, T:07 3397 0400, (REF: 02141-DET 23/7/04)

MAT.O# MATERIAL TAG
WT# WALL TAG
D.O# DOOR TAG
WW# WINDOW TAG

DESIGN NOTES:

1. TANKING MEMBRANE WITH PROTECTION BOARD TO ALL PERIMETER WALLS OF BASEMENT RETAINING WALL.
2. ALL COLUMN SIZING IS INDACTIVE, REFER STRUCTURAL ENGINEERS DRAWINGS FOR EXACT SIZE AND LOCATION
3. CONTRASTING NOSING WITH 30% ILLUMINANCE TO FIRE STAIRS.
4. BALCONY DOOR SILL 25MM (MIN) ABOVE FINISH BALCONY LEVEL, TYPICAL T'OUT.
5. BALCONY SURFACE WATER TO DRAIN AWAY FROM DOORS, TYPICAL T'OUT.
6. STAIR PRESSURISATION TO EXIT STAIRS, EXCLUDING BASEMENT CARPARK.
7. ACOUSTIC INSULATION TO SERVICE DUCTS (FIRE RATING NOT REQUIRED).
8. SUSPENDED CEILING TO APARTMENT WET AREAS ONLY, TYPICAL LEVELS 3 TO 19. SUSPENDED CEILINGS T'OUT ALL APARTMENT, LEVEL 20 ONLY.
9. APARTMENT WET AREA EXHAUST THROUGH CORRIDOR BULKHEAD TO EXTERNAL WALL, TYPICAL T'OUT.
10. BED1 BULKHEAD INCLUDE FIRE SPRINKLERS + DOWNLIGHTS.
11. CORRIDOR ENDS TO PROVIDE 2.0x1.75M (MIN) PWD TURNAROUND IN ACCORDANCE WITH AS1428.1
12. FLOOR WASTE OUTLET TO ALL INTERNAL WET AREA ROOMS (LDRY, BATH, PR)
13. LIFT SHOWN AS 3 OFF SCHINDLER 3300AP (1150KG - 1400 X 1900 CAR - C2 OPENING - BT 900 - 1.75 M/S), WITH 7050 X 2395MM LIFT SHAFT, ALLOW LIFT 3 'THRU DOOR' ON GROUND LEVEL.
14. FIRE RESISTANCE:
WALLS BETWEEN APARTMENTS + CORRIDOR REQUIRE FRL 90/90/90, AS PER BCA C1.1-3 TABLE 3 TYPE A CONSTRUCTION
15. ACOUSTIC INSULATION:
WALLS BETWEEN ADJOINING APARTMENT: Rw+Ctr>=50,
WALLS BETWEEN APARTMENTS + CORRIDOR: Rw>=50,
20MM (MIN) DISCONTINUOUS CONSTRUCTION BETWEEN APARTMENT HABITABLE ROOMS + LIFT/SERVICE SHAFTS,
AS PER BCA F5.3-5

ARCHITECTS AUSTRALIA
EST. 1975

THE ARCHITECTS (Australia) Pty. Ltd.
ABN. 12 010 362 937

LEVEL 4, NORTHPOINT BLDG.
231 NORTH QUAY.
BRISBANE. QLD. 4000

E. info@architectsaustralia.com.au
W. architectsaustralia.com.au
P. +61 (0)7 3236 4000

COPYRIGHT - THE ARCHITECTS (Australia) Pty. Ltd.
"THE OWNERSHIP OF THIS DRAWING REMAINS WITH THE ARCHITECTS (Australia) Pty Ltd. UNLESS TRANSFERRED TO A CLIENT UPON PAYMENT OF ALL APPROPRIATE FEES AND MAY NOT BE COPIED, USED OR ADAPTED IN ANY WAY WITHOUT THE EXPRESS PERMISSION OF THE ARCHITECTS (Australia) Pty. Ltd.

CLIENT
group Kildey

PROJECT
Belise Apartments

ADDRESS
510 St Paul Terrace,
Fortitude Valley QLD 4006

NO.	DESCRIPTION	DATE	BY
B	Issued to REED	06.09.12	BD
C	Issued to PBS & REED	14.09.12	BD
D	Issued to CERTIFIER	03.05.13	JG
E	Amended apartment layouts, issued to MARKETING	27.05.13	JG
F	BUILDER + ARCHITECT	28.05.13	JG
G	BUILDER PRICING ISSUE	18.06.13	JG
H	REVISED APMTS, PRE-APPROVAL ISSUE TO CONSULTANTS	17.07.13	JG
I	ISSUED FOR AMENDED ULDA/EDQ APPROVAL	30.07.13	JG

DRAWN: BEK
CHECKED: Checker
PROJECT NO.: 139.4
SHEET I.D.: 221
SCALE: As indicated @ A1
DATE: 07 DEC 2012
ISSUE: I

DRAWING NAME
ROOF TERRACE PLAN

STAGE TYPE NO.
DD_P_LRT

C:\Users\Architects Australia\Documents\BELISE_DD_CENTRAL_Architects Australia.rvt
30/07/2013 12:19:13 PM

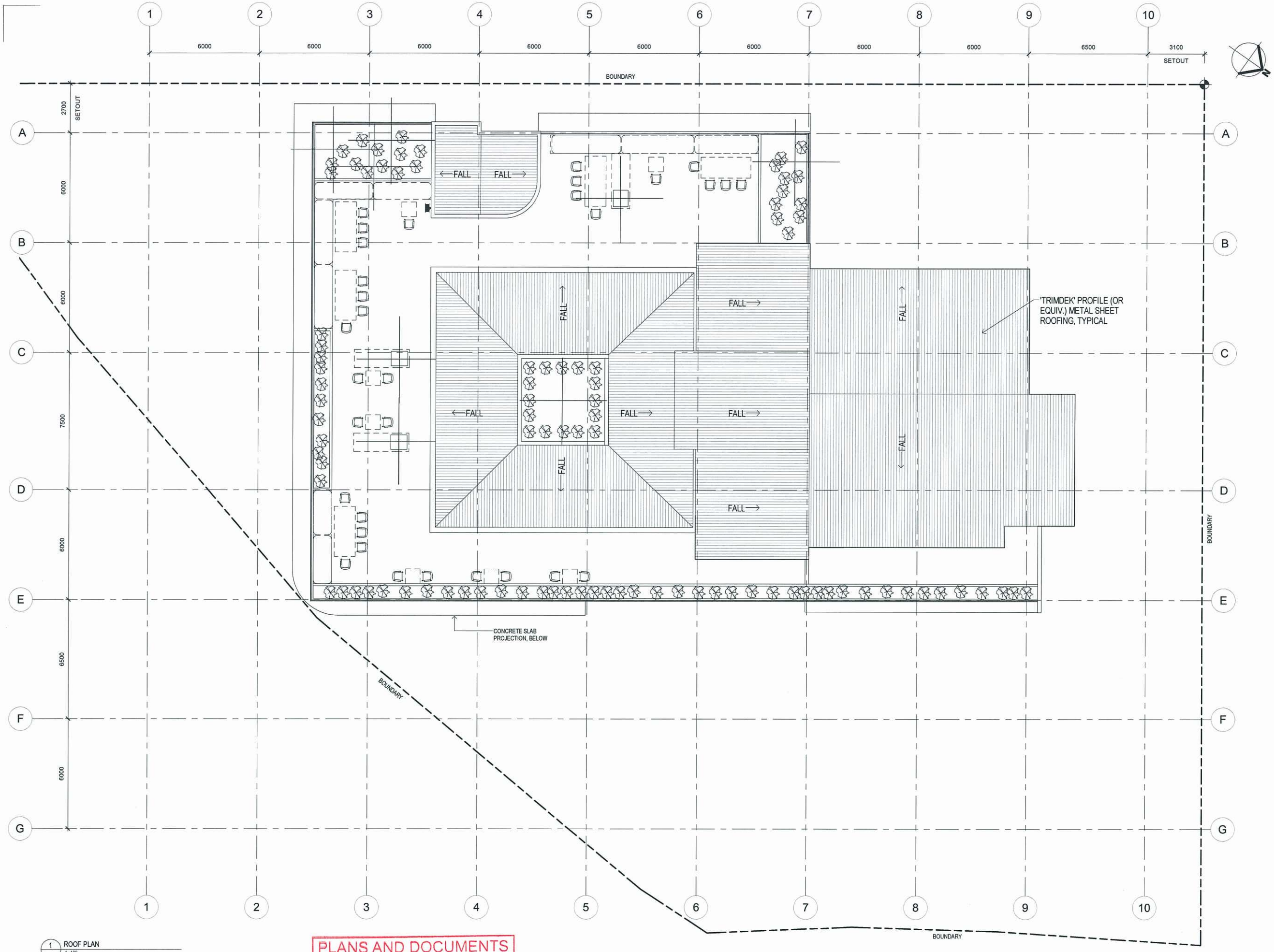

1 ROOF PLAN
1 : 100

1:100 @ A1
1:200 @ A3
0 1 2 3 4 5 10

PLANS AND DOCUMENTS
referred to in the PDA APPROVAL

27 SEP 2013

MEDQ

GENERAL NOTES:

1. DO NOT SCALE DRAWING - CONFIRM DIMENSIONS ON SITE BEFORE COMMENCEMENT
2. FOR FULL DESCRIPTION OF WALL TYPES REFER WALL TYPE SCHEDULE
3. FOR FLOOR, WALL AND CEILING FINISHES REFER TO THE FINISHES SCHEDULE
4. DOOR + WINDOW NUMBERING - REFER TO DOOR SCHEDULE
5. READ IN CONJUNCTION WITH ENGINEER DESIGN.
6. FOR NEW WALLS IN WET AREAS, SUBSTITUTE WATER RESISTANCE SHEET (E.G. FIBRE CEMENT) FOR PLASTBOARD.
7. LEVELS SHOWN ARE A.H.D. REFERENCED, BASED ON TOPOGRAPHICAL SURVEY BY LANDMARK CONSULTING, T:07 3397 0400, (REF: 02141-DET 23/7/04)

MAT.D# MATERIAL TAG WT# WALL TAG

D.D# DOOR TAG WW# WINDOW TAG

DESIGN NOTES:

1. TANKING MEMBRANE WITH PROTECTION BOARD TO ALL PERIMETER WALLS OF BASEMENT RETAINING WALL.
2. ALL COLUMN SIZING IS INDACTIVE, REFER STRUCTURAL ENGINEERS DRAWINGS FOR EXACT SIZE AND LOCATION
3. CONTRASTING NOSING WITH 30% ILLUMINANCE TO FIRE STAIRS.
4. BALCONY DOOR SILL 25MM (MIN) ABOVE FINISH BALCONY LEVEL, TYPICAL T'OUT.
5. BALCONY SURFACE WATER TO DRAIN AWAY FROM DOORS, TYPICAL T'OUT.
6. STAIR PRESSURISATION TO EXIT STAIRS, EXCLUDING BASEMENT CARPARK.
7. ACOUSTIC INSULATION TO SERVICE DUCTS (FIRE RATING NOT REQUIRED).
8. SUSPENDED CEILING TO APARTMENT WET AREAS ONLY, TYPICAL LEVELS 3 TO 19. SUSPENDED CEILINGS T'OUT ALL APARTMENT, LEVEL 20 ONLY.
9. APARTMENT WET AREA EXHAUST THROUGH CORRIDOR BULKHEAD TO EXTERNAL WALL, TYPICAL T'OUT.
10. BED1 BULKHEAD INCLUDE FIRE SPRINKLERS + DOWNLIGHTS.
11. CORRIDOR ENDS TO PROVIDE 2.0x1.76M (MIN) PWD TURNAROUND IN ACCORDANCE WITH AS1428.1
12. FLOOR WASTE OUTLET TO ALL INTERNAL WET AREA ROOMS (L'DRY, BATH, PR)
13. LIFT SHOWN AS 3 OFF SCHINDLER 3300AP (1150KG - 1400 X 1900 CAR - C2 OPENING - BT 900 - 1.75 M/S), WITH 7050 X 2396MM LIFT SHAFT. ALLOW LIFT 3 'THRU DOOR' ON GROUND LEVEL.
14. FIRE RESISTANCE:
WALLS BETWEEN APARTMENTS + CORRIDOR REQUIRE FRL 90/90/90, AS PER BCA C1.1-3 TABLE 3 TYPE A CONSTRUCTION
15. ACOUSTIC INSULATION:
WALLS BETWEEN ADJOINING APARTMENT: Rw+Ctr>=50,
WALLS BETWEEN APARTMENTS + CORRIDOR: Rw>=50,
20MM (MIN) DISCONTINUOUS CONSTRUCTION BETWEEN APARTMENT HABITABLE ROOMS + LIFT/SERVICE SHAFTS,
AS PER BCA F6.3-5

ARCHITECTS AUSTRALIA
EST. 1975

THE ARCHITECTS (Australia) Pty. Ltd.
ABN. 12 010 362 937

LEVEL 4, NORTHPOINT BLDG.
231 NORTH QUAY,
BRISBANE. QLD. 4000

E. info@architectsaustralia.com.au
W. architectsaustralia.com.au
P. +61 (0)7 3236 4000

COPYRIGHT - THE ARCHITECTS (Australia) Pty. Ltd.
"THE OWNERSHIP OF THIS DRAWING REMAINS WITH THE ARCHITECTS (Australia) Pty. Ltd. UNLESS TRANSFERRED TO A CLIENT UPON PAYMENT OF ALL APPROPRIATE FEES AND MAY NOT BE COPIED, USED OR ADAPTED IN ANY WAY WITHOUT THE EXPRESS PERMISSION OF THE ARCHITECTS (Australia) Pty. Ltd.

CLIENT
group Kildey

PROJECT
Belise Apartments

ADDRESS
510 St Paul Terrace,
Fortitude Valley QLD 4006

NO.	DESCRIPTION	DATE	BY
A	Issued to REED	06.09.12	BD
B	Issued to PBS & REED	14.09.12	BD
C	Issued to CERTIFIER	03.05.13	JG
D	Amended apartment layouts, issued to MARKETING	27.05.13	JG
E	BUILDER + ARCHITECT	28.05.13	JG
F	BUILDER PRICING ISSUE	18.06.13	JG
G	REVISED APMTS, PRE-APPROVAL ISSUE TO CONSULTANTS	17.07.13	JG
H	ISSUED FOR AMENDED ULDA/EDQ APPROVAL	30.07.13	JG

DRAWN: Author
CHECKED: Checker
PROJECT NO.: 139.4
SHEET I.D.: 230
SCALE: As indicated @ A1
DATE: 07 DEC 2012
ISSUE: H
DRAWING NAME: ROOF PLAN

STAGE TYPE NO.

DD_P_RTR

C:\Users\Architects Australia\Documents\BELISE_DD_CENTRAL_Architects Australia.rvt
30/07/2013 12:19:17 PM