


1 East Elevation Brookes St
1:200

1:200 @ A1
1:400 @ A3
0 2 4 6 8 10 20

**GENERAL NOTES:**

1. DO NOT SCALE DRAWING - CONFIRM DIMENSIONS ON SITE BEFORE COMMENCEMENT
2. FOR FULL DESCRIPTION OF WALL TYPES REFER WALL TYPE SCHEDULE
3. FOR FLOOR, WALL AND CEILING FINISHES REFER TO THE FINISHES SCHEDULE
4. DOOR + WINDOW NUMBERING - REFER TO DOOR SCHEDULE
5. READ IN CONJUNCTION WITH ENGINEER DESIGN.
6. FOR NEW WALLS IN WET AREAS, SUBSTITUTE WATER RESISTANCE SHEET (E.G. FIBRE CEMENT) FOR PLASTBOARD.
7. LEVELS SHOWN ARE A.H.D. REFERENCED, BASED ON TOPOGRAPHICAL SURVEY BY LANDMARK CONSULTING, T:07 3397 0400, (REF: 02141-DET 23/7/04)

MAT.D# MATERIAL TAG WT# WALL TAG

D.D# DOOR TAG WW# WINDOW TAG

**DESIGN NOTES:**

1. TANKING MEMBRANE WITH PROTECTION BOARD TO ALL PERIMETER WALLS OF BASEMENT RETAINING WALL.
2. ALL COLUMN SIZING IS INDACTIVE, REFER STRUCTURAL ENGINEERS DRAWINGS FOR EXACT SIZE AND LOCATION
3. CONTRASTING NOSING WITH 30% ILLUMINANCE TO FIRE STAIRS.
4. BALCONY DOOR SILL 25MM (MIN) ABOVE FINISH BALCONY LEVEL, TYPICAL T'OUT.
5. BALCONY SURFACE WATER TO DRAIN AWAY FROM DOORS, TYPICAL T'OUT.
6. STAIR PRESSURISATION TO EXIT STAIRS, EXCLUDING BASEMENT CARPARK.
7. ACOUSTIC INSULATION TO SERVICE DUCTS (FIRE RATING NOT REQUIRED).
8. SUSPENDED CEILING TO APARTMENT WET AREAS ONLY, TYPICAL LEVELS 3 TO 19. SUSPENDED CEILINGS T'OUT ALL APARTMENT, LEVEL 20 ONLY.
9. APARTMENT WET AREA EXHAUST THROUGH CORRIDOR BULKHEAD TO EXTERNAL WALL, TYPICAL T'OUT.
10. BED1 BULKHEAD INCLUDE FIRE SPRINKLERS + DOWNLIGHTS.
11. CORRIDOR ENDS TO PROVIDE 2.0x1.75M (MIN) PWD TURNAROUND IN ACCORDANCE WITH AS1428.1
12. FLOOR WASTE OUTLET TO ALL INTERNAL WET AREA ROOMS (LDRY, BATH, PR)
13. LIFT SHOWN AS 3 OFF SCHINDLER 3300AP (1150KG - 1400 X 1900 CAR - C2 OPENING - BT 900 - 1.75 M/S), WITH 7050 X 2395MM LIFT SHAFT. ALLOW LIFT 3 'THRU DOOR' ON GROUND LEVEL.
14. FIRE RESISTANCE:
WALLS BETWEEN APARTMENTS + CORRIDOR REQUIRE FRL 90/90/90, AS PER BCA C1.1-3 TABLE 3 TYPE A CONSTRUCTION
15. ACOUSTIC INSULATION:
WALLS BETWEEN ADJOINING APARTMENT: Rw+Ctr>=50,
WALLS BETWEEN APARTMENTS + CORRIDOR: Rw>=50,
20MM (MIN) DISCONTINUOUS CONSTRUCTION BETWEEN APARTMENT HABITABLE ROOMS + LIFT/SERVICE SHAFTS,
AS PER BCA F5.3-5


ARCHITECTS AUSTRALIA
EST. 1975

THE ARCHITECTS (Australia) Pty. Ltd.
ABN. 12 010 362 937

LEVEL 4, NORTHPOINT BLDG.
231 NORTH QUAY,
BRISBANE. QLD. 4000

E. info@architectsaustralia.com.au
W. architectsaustralia.com.au
P. +61 (0)7 3236 4000



COPYRIGHT - THE ARCHITECTS (Australia) Pty. Ltd.
"THE OWNERSHIP OF THIS DRAWING REMAINS WITH THE ARCHITECTS (Australia) Pty. Ltd. UNLESS TRANSFERRED TO A CLIENT UPON PAYMENT OF ALL APPROPRIATE FEES AND MAY NOT BE COPIED, USED OR ADAPTED IN ANY WAY WITHOUT THE EXPRESS PERMISSION OF THE ARCHITECTS (Australia) Pty. Ltd.


CLIENT
group Kildey

PROJECT
Belise Apartments

ADDRESS
510 St Paul Terrace,
Fortitude Valley QLD 4006

| NO. | DESCRIPTION | DATE | BY |
|---|---|---|---|
| A | Issued to REED | 06.09.12 | BD |
| B | Issued to PBS & REED | 14.09.12 | BD |
| C | Issued to CERTIFIER | 03.05.13 | JG |
| D | BUILDER PRICING ISSUE | 18.06.13 | JG |
| E | REVISED APMTS, PRE-APPROVAL ISSUE TO CONSULTANTS | 17.07.13 | JG |
| F | ISSUED FOR AMENDED ULDA/EDQ APPROVAL | 30.07.13 | JG |

DRAWN: KE
CHECKED: Checker
PROJECT NO.: 139.4
SHEET I.D.: 401
SCALE: As indicated @ A1
DATE: 07 DEC 2012
ISSUE: F
DRAWING NAME
EAST ELEVATION

STAGE TYPE NO.
DD_E_01


PLANS AND DOCUMENTS
referred to in the PDA APPROVAL
27 SEP 2013
MEDQ



C:\Users\Architects Australia\Documents\BELISE_DD_CENTRAL_Architects Australia.rvt
30/07/2013 12:16:33 PM




1 North Elevation
1:200




2 South Elevation St Pauls Tce
1:200

1:200 @ A1
1:400 @ A3
0 2 4 6 8 10 20

PLANS AND DOCUMENTS
referred to in the PDA APPROVAL
27 SEP 2013
MEDQ

**GENERAL NOTES:**

1. DO NOT SCALE DRAWING - CONFIRM DIMENSIONS ON SITE BEFORE COMMENCEMENT
2. FOR FULL DESCRIPTION OF WALL TYPES REFER WALL TYPE SCHEDULE
3. FOR FLOOR, WALL AND CEILING FINISHES REFER TO THE FINISHES SCHEDULE
4. DOOR + WINDOW NUMBERING - REFER TO DOOR SCHEDULE
5. READ IN CONJUNCTION WITH ENGINEER DESIGN.
6. FOR NEW WALLS IN WET AREAS, SUBSTITUTE WATER RESISTANCE SHEET (E.G. FIBRE CEMENT) FOR PLASTBOARD.
7. LEVELS SHOWN ARE A.H.D. REFERENCED, BASED ON TOPOGRAPHICAL SURVEY BY LANDMARK CONSULTING, T:07 3397 0400, (REF: 02141-DET 23/7/04)

MAT.O# MATERIAL TAG WT# WALL TAG

D.D# DOOR TAG WW# WINDOW TAG

**DESIGN NOTES:**

1. TANKING MEMBRANE WITH PROTECTION BOARD TO ALL PERIMETER WALLS OF BASEMENT RETAINING WALL.
2. ALL COLUMN SIZING IS INDACTIVE, REFER STRUCTURAL ENGINEERS DRAWINGS FOR EXACT SIZE AND LOCATION
3. CONTRASTING NOSING WITH 30% ILLUMINANCE TO FIRE STAIRS.
4. BALCONY DOOR S/LL 25MM (MIN) ABOVE FINISH BALCONY LEVEL, TYPICAL T/OUT.
5. BALCONY SURFACE WATER TO DRAIN AWAY FROM DOORS, TYPICAL T/OUT.
6. STAIR PRESSURISATION TO EXIT STAIRS, EXCLUDING BASEMENT CARPARK.
7. ACOUSTIC INSULATION TO SERVICE DUCTS (FIRE RATING NOT REQUIRED).
8. SUSPENDED CEILING TO APARTMENT WET AREAS ONLY, TYPICAL LEVELS 3 TO 19. SUSPENDED CEILINGS T/OUT ALL APARTMENT, LEVEL 20 ONLY.
9. APARTMENT WET AREA EXHAUST THROUGH CORRIDOR BULKHEAD TO EXTERNAL WALL, TYPICAL T/OUT.
10. BED1 BULKHEAD INCLUDE FIRE SPRINKLERS + DOWNLIGHTS.
11. CORRIEOR ENDS TO PROVIDE 2.0x1.75M (MIN) PWD TURNAROUND IN ACCORDANCE WITH AS1428.1
12. FLOOR WASTE OUTLET TO ALL INTERNAL WET AREA ROOMS (LTDRY, BATH, PR)
13. LIFT SHOWN AS 3 OFF SCHINDLER 3300AP (1150KG - 1400 X 1900 CAR - C2 OPENING - BT 900 - 1.75 M/S), WITH 7050 X 2395MM LIFT SHAFT. ALLOW LIFT 3 'THRU DOOR' ON GROUND LEVEL.
14. FIRE RESISTANCE:
WALLS BETWEEN APARTMENTS + CORRIDOR REQUIRE FRL 90/90/90, AS PER BCA C1.1-3 TABLE 3 TYPE A CONSTRUCTION
15. ACOUSTIC INSULATION:
WALLS BETWEEN ADJOINING APARTMENT: Rw+Ctr>=50,
WALLS BETWEEN APARTMENTS + CORRIDOR: Rw>=50,
20MM (MIN) DISCONTINUOUS CONSTRUCTION BETWEEN APARTMENT HABITABLE ROOMS + LIFT/SERVICE SHAFTS,
AS PER BCA F5.3-5


ARCHITECTS AUSTRALIA
EST. 1975

THE ARCHITECTS (Australia) Pty. Ltd.
ABN. 12 010 362 937

LEVEL 4, NORTHPOINT BLDG,
231 NORTH QUAY,
BRISBANE. QLD. 4000

E. info@architectsaustralia.com.au
W. architectsaustralia.com.au
P. +61 (0)7 3236 4000



COPYRIGHT - THE ARCHITECTS (Australia) Pty. Ltd.
"THE OWNERSHIP OF THIS DRAWING REMAINS WITH THE ARCHITECTS (Australia) Pty. Ltd. UNLESS TRANSFERRED TO A CLIENT UPON PAYMENT OF ALL APPROPRIATE FEES AND MAY NOT BE COPIED, USED OR ADAPTED IN ANY WAY WITHOUT THE EXPRESS PERMISSION OF THE ARCHITECTS (Australia) Pty. Ltd.


CLIENT
group Kildey

PROJECT
Belise Apartments

ADDRESS
510 St Paul Terrace,
Fortitude Valley QLD 4006

| NO. | DESCRIPTION | DATE | BY |
|---|---|---|---|
| A | Issued to REED | 06.09.12 | BD |
| B | Issued to PBS & REED | 14.09.12 | BD |
| C | Issued to CERTIFIER | 03.05.13 | JG |
| D | BUILDER PRICING ISSUE | 18.06.13 | JG |
| E | REVISED APMTS, PRE-APPROVAL ISSUE TO CONSULTANTS | 17.07.13 | JG |
| F | ISSUED FOR AMENDED ULDA/EDQ APPROVAL | 30.07.13 | JG |

DRAWN: KE
CHECKED: Checker
PROJECT NO.: 139.4
SHEET I.D.: 402
SCALE: As indicated @ A1
DATE: 07 DEC 2012
ISSUE: F
DRAWING NAME: NORTH & SOUTH ELEV
STAGE
TYPE
NO.
DD_E_02

C:\Users\Architects Australia\Documents\BELISE_DD_CENTRAL_Architects Australia.rvt
30/07/2013 12:16:59 PM

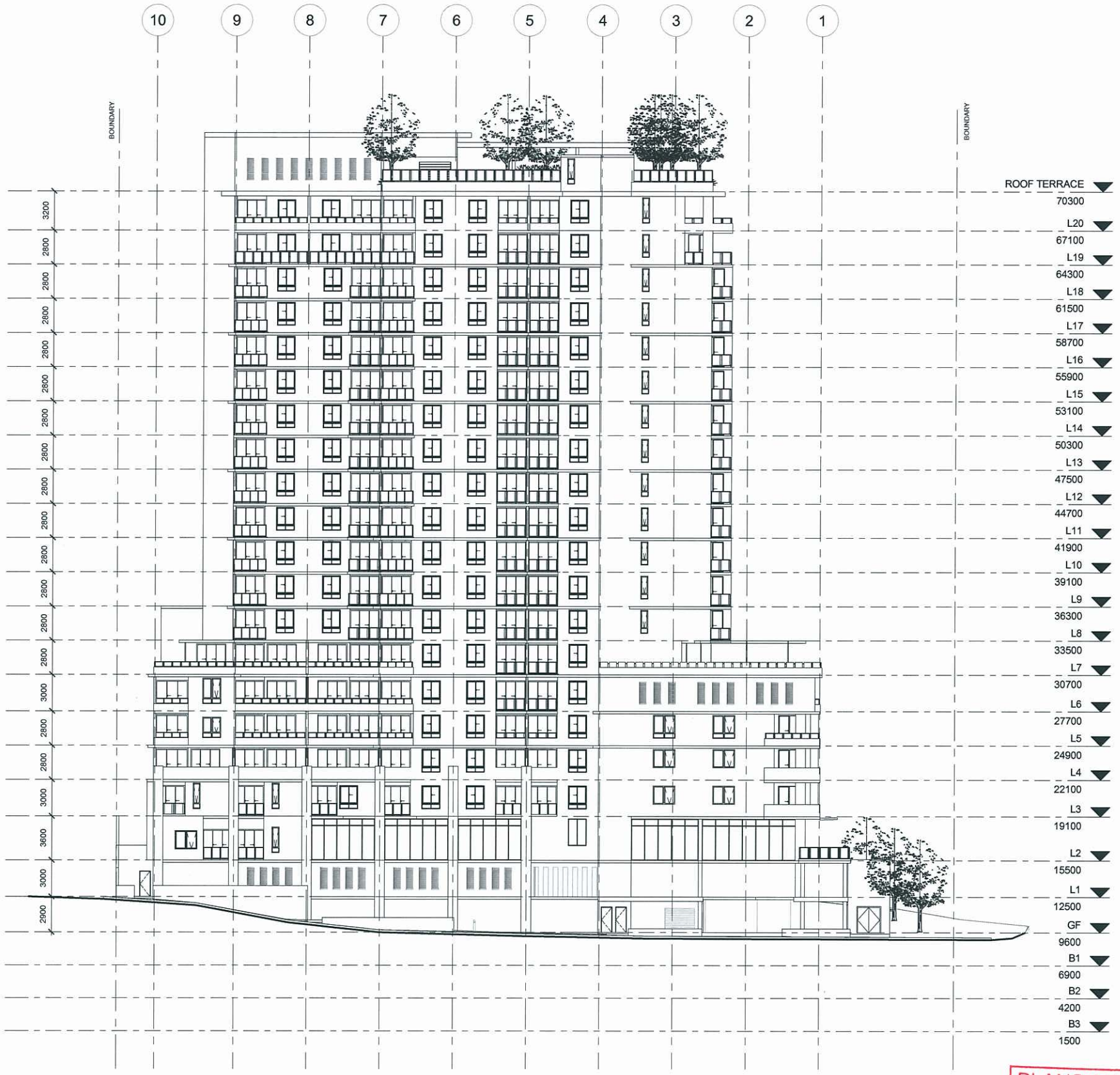


1 West Elevation Exhibition St
1 : 200

1:200 @ A1
1:400 @ A3
0 2 4 6 8 10 20

PLANS AND DOCUMENTS
referred to in the PDA APPROVAL
27 SEP 2013
MEDQ

**GENERAL NOTES:**

1. DO NOT SCALE DRAWING - CONFIRM DIMENSIONS ON SITE BEFORE COMMENCEMENT
2. FOR FULL DESCRIPTION OF WALL TYPES REFER WALL TYPE SCHEDULE
3. FOR FLOOR, WALL AND CEILING FINISHES REFER TO THE FINISHES SCHEDULE
4. DOOR + WINDOW NUMBERING - REFER TO DOOR SCHEDULE
5. READ IN CONJUNCTION WITH ENGINEER DESIGN.
6. FOR NEW WALLS IN WET AREAS, SUBSTITUTE WATER RESISTANCE SHEET (E.G. FIBRE CEMENT) FOR PLASTBOARD.
7. LEVELS SHOWN ARE A.H.D. REFERENCED, BASED ON TOPOGRAPHICAL SURVEY BY LANDMARK CONSULTING, T:07 3397 0400, (REF: 02141-DET 23/7/04)

MAT 0# MATERIAL TAG  WT# WALL TAG

D.D# DOOR TAG  WW# WINDOW TAG

**DESIGN NOTES:**

1. TANKING MEMBRANE WITH PROTECTION BOARD TO ALL PERIMETER WALLS OF BASEMENT RETAINING WALL.
2. ALL COLUMN SIZING IS INDACTIVE, REFER STRUCTURAL ENGINEERS DRAWINGS FOR EXACT SIZE AND LOCATION.
3. CONTRASTING NOSING WITH 30% ILLUMINANCE TO FIRE STAIRS.
4. BALCONY DOOR SILL 25MM (MIN) ABOVE FINISH BALCONY LEVEL, TYPICAL T'OUT.
5. BALCONY SURFACE WATER TO DRAIN AWAY FROM DOORS, TYPICAL T'OUT.
6. STAIR PRESSURISATION TO EXIT STAIRS, EXCLUDING BASEMENT CARPARK.
7. ACOUSTIC INSULATION TO SERVICE DUCTS (FIRE RATING NOT REQUIRED).
8. SUSPENDED CEILING TO APARTMENT WET AREAS ONLY, TYPICAL LEVELS 3 TO 19. SUSPENDED CEILINGS T'OUT ALL APARTMENT, LEVEL 20 ONLY.
9. APARTMENT WET AREA EXHAUST THROUGH CORRIDOR BULKHEAD TO EXTERNAL WALL, TYPICAL T'OUT.
10. BED1 BULKHEAD INCLUDE FIRE SPRINKLERS + DOWNLIGHTS.
11. CORRIDOR ENDS TO PROVIDE 2.0x1.75M (MIN) PWD TURNAROUND IN ACCORDANCE WITH AS1428.1
12. FLOOR WASTE OUTLET TO ALL INTERNAL WET AREA ROOMS (LDRY, BATH, PR)
13. LIFT SHOWN AS 3 OFF SCHINDLER 3300AP (1150KG - 1400 X 1900 CAR - C2 OPENING - BT 900 - 1.75 M/S), WITH 7050 X 2395MM LIFT SHAFT, ALLOW LIFT 3 'THRU DOOR' ON GROUND LEVEL.
14. FIRE RESISTANCE:
WALLS BETWEEN APARTMENTS + CORRIDOR REQUIRE FRL 90/90/90, AS PER BCA C1.1-3 TABLE 3 TYPE A CONSTRUCTION
15. ACOUSTIC INSULATION:
WALLS BETWEEN ADJOINING APARTMENT: Rw+Ctr>=50,
WALLS BETWEEN APARTMENTS + CORRIDOR: Rw>=50,
20MM (MIN) DISCONTINUOUS CONSTRUCTION BETWEEN APARTMENT HABITABLE ROOMS + LIFT/SERVICE SHAFTS,
AS PER BCA F5.3-5

ARCHITECTS AUSTRALIA
EST. 1975

THE ARCHITECTS (Australia) Pty. Ltd.
ABN. 12 010 362 937

LEVEL 4, NORTHPOINT BLDG.
231 NORTH QUAY,
BRISBANE. QLD. 4000

E. info@architectsaustralia.com.au
W. architectsaustralia.com.au
P. +61 (0)7 3236 4000

COPYRIGHT - THE ARCHITECTS (Australia) Pty. Ltd.
"THE OWNERSHIP OF THIS DRAWING REMAINS WITH THE ARCHITECTS (Australia) Pty. Ltd. UNLESS TRANSFERRED TO A CLIENT UPON PAYMENT OF ALL APPROPRIATE FEES AND MAY NOT BE COPIED, USED OR ADAPTED IN ANY WAY WITHOUT THE EXPRESS PERMISSION OF THE ARCHITECTS (Australia) Pty. Ltd.

CLIENT
group Kildey

PROJECT
Belise Apartments

ADDRESS
510 St Paul Terrace,
Fortitude Valley QLD 4006

| NO. | DESCRIPTION | DATE | BY |
|---|---|---|---|
| A | Issued to REED | 06.09.12 | BD |
| B | Issued to PBS & REED | 14.09.12 | BD |
| C | Issued to CERTIFIER | 03.05.13 | JG |
| D | BUILDER PRICING ISSUE | 18.06.13 | JG |
| E | REVISED APMTS, PRE-APPROVAL ISSUE TO CONSULTANTS | 17.07.13 | JG |
| F | ISSUED FOR AMENDED ULDA/EDQ APPROVAL | 30.07.13 | JG |

DRAWN: KE
CHECKED: Checker
PROJECT NO.: 139.4
SHEET I.D.: 403
SCALE: As indicated @ A1
DATE: 07 DEC 2012
ISSUE: F

DRAWING NAME
WEST ELEVATION

STAGE  TYPE  NO.
DD_E_03

C:\Users\Architects Australia\Documents\BELISE_DD_CENTRAL_Architects Australia.rvt
30/07/2013 12:17:13 PM

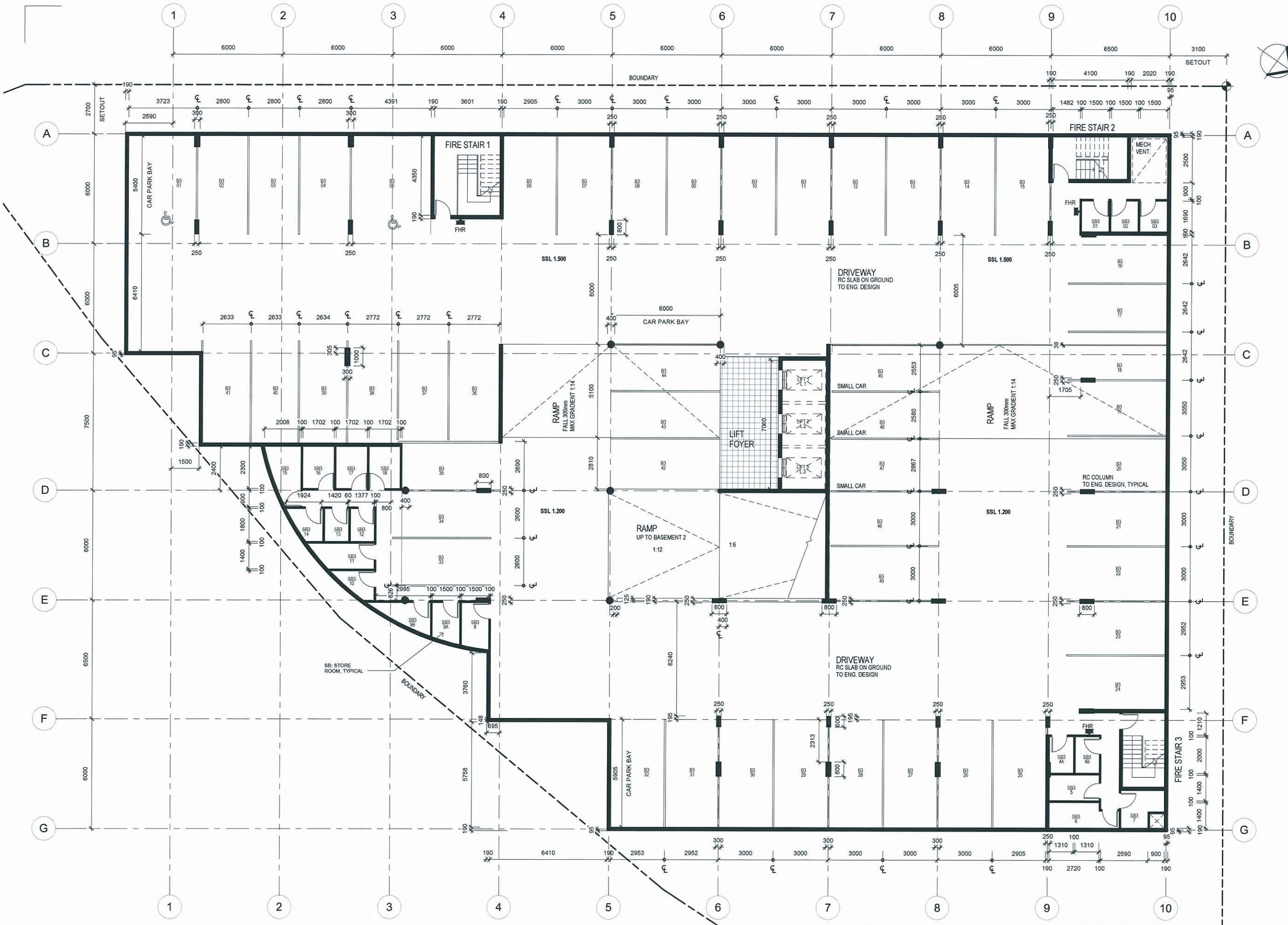


1 BASEMENT 3 FLOOR PLAN
1:100

1:100 @ A1
1:200 @ A3
0 1 2 3 4 5 10

**GENERAL NOTES:**

1. DO NOT SCALE DRAWING - CONFIRM DIMENSIONS ON SITE BEFORE COMMENCEMENT
2. FOR FULL DESCRIPTION OF WALL TYPES REFER WALL TYPE SCHEDULE
3. FOR FLOOR, WALL AND CEILING FINISHES REFER TO THE FINISHES SCHEDULE
4. DOOR + WINDOW NUMBERING - REFER TO DOOR SCHEDULE
5. READ IN CONJUNCTION WITH ENGINEER DESIGN.
6. FOR NEW WALLS IN WET AREAS, SUBSTITUTE WATER RESISTANCE SHEET (E.G. FIBRE CEMENT) FOR PLASTBOARD.
7. LEVELS SHOWN ARE A.H.D. REFERENCED, BASED ON TOPOGRAPHICAL SURVEY BY LANDMARK CONSULTING, T:07 3397 0400, (REF: 02141-DET 23/7/04)

MAT 0# MATERIAL TAG  WT# WALL TAG

D.D# DOOR TAG  WW# WINDOW TAG

**DESIGN NOTES:**

1. TANKING MEMBRANE WITH PROTECTION BOARD TO ALL PERIMETER WALLS OF BASEMENT RETAINING WALL.
2. ALL COLUMN SIZING IS INDACTIVE, REFER STRUCTURAL ENGINEERS DRAWINGS FOR EXACT SIZE AND LOCATION.
3. CONTRASTING NOSING WITH 30% ILLUMINANCE TO FIRE STAIRS.
4. BALCONY DOOR SILL 25MM (MIN) ABOVE FINISH BALCONY LEVEL, TYPICAL TOUT.
5. BALCONY SURFACE WATER TO DRAIN AWAY FROM DOORS, TYPICAL TOUT.
6. STAIR PRESSURISATION TO EXIT STAIRS, EXCLUDING BASEMENT CARPARK.
7. ACOUSTIC INSULATION TO SERVICE DUCTS (FIRE RATING NOT REQUIRED).
8. SUSPENDED CEILING TO APARTMENT WET AREAS ONLY, TYPICAL LEVELS 3 TO 19. SUSPENDED CEILINGS TOUT ALL APARTMENT, LEVEL 20 ONLY.
9. APARTMENT WET AREA EXHAUST THROUGH CORRIDOR BULKHEAD TO EXTERNAL WALL, TYPICAL TOUT.
10. BED1 BULKHEAD INCLUDE FIRE SPRINKLERS + DOWNLIGHTS.
11. CORRIDOR ENDS TO PROVIDE 2.0x1.75M (MIN) PWD TURNAROUND IN ACCORDANCE WITH AS1428.1
12. FLOOR WASTE OUTLET TO ALL INTERNAL WET AREA ROOMS (LDRY, BATH, PR)
13. LIFT SHOWN AS 3 OFF SCHINDLER 3300AP (1150KG - 1400 X 1900 CAR - C2 OPENING - BT 900 - 1.75 M/S), WITH 7050 X 2395MM LIFT SHAFT. ALLOW LIFT 3 "THRU DOOR" ON GROUND LEVEL.
14. FIRE RESISTANCE:
WALLS BETWEEN APARTMENTS + CORRIDOR REQUIRE FRL 90/90/90, AS PER BCA C1.1-3 TABLE 3 TYPE A CONSTRUCTION
15. ACOUSTIC INSULATION:
WALLS BETWEEN ADJOINING APARTMENT: Rw+Ctr>=50,
WALLS BETWEEN APARTMENTS + CORRIDOR: Rw>=50,
20MM (MIN) DISCONTINUOUS CONSTRUCTION BETWEEN APARTMENT HABITABLE ROOMS + LIFT/SERVICE SHAFTS,
AS PER BCA F5.3-5


ARCHITECTS AUSTRALIA
EST. 1975

THE ARCHITECTS (Australia) Pty. Ltd.
ABN. 12 010 362 937

LEVEL 4, NORTHPOINT BLDG,
231 NORTH QUAY,
BRISBANE. QLD. 4000

E. info@architectsaustralia.com.au
W. architectsaustralia.com.au
P. +61 (0)7 3236 4000



COPYRIGHT - THE ARCHITECTS (Australia) Pty. Ltd.
"THE OWNERSHIP OF THIS DRAWING REMAINS WITH THE ARCHITECTS (Australia) Pty. Ltd. UNLESS TRANSFERRED TO A CLIENT UPON PAYMENT OF ALL APPROPRIATE FEES AND MAY NOT BE COPIED, USED OR ADAPTED IN ANY WAY WITHOUT THE EXPRESS PERMISSION OF THE ARCHITECTS (Australia) Pty. Ltd.


CLIENT
group Kildey

PROJECT
Belise Apartments

ADDRESS
510 St Paul Terrace,
Fortitude Valley QLD 4006

| NO. | DESCRIPTION | DATE | BY |
|---|---|---|---|
| B | Issued to PBS & REED | 14.09.12 | BD |
| C | Issued to CERTIFIER | 03.05.13 | JG |
| D | Amended apartment layouts, issued to MARKETING | 27.05.13 | JG |
| E | BUILDER PRICING ISSUE | 18.06.13 | JG |
| F | REVISED APMTS, PRE-APPROVAL ISSUE TO CONSULTANTS | 17.07.13 | JG |
| G | PRE-APPROVAL ISSUE TO SURVEYOR | 24.07.13 | JG |
| H | ISSUED FOR AMENDED ULDA/EDQ APPROVAL | 30.07.13 | JG |

DRAWN: KE
CHECKED: Checker
PROJECT NO.: 139.4
SHEET I.D.: 197
SCALE: As indicated @ A1
DATE: 07 DEC 2012
ISSUE: H

DRAWING NAME
BASEMENT 3 FLOOR PLAN

STAGE  TYPE  NO.
DD_P_B1

C:\Users\Architects Australia\Documents\BELISE_DD_CENTRAL_Architects Australia.rvt
30/07/2013 12:17:16 PM


PLANS AND DOCUMENTS
referred to in the PDA APPROVAL
27 SEP 2013
MEDQ

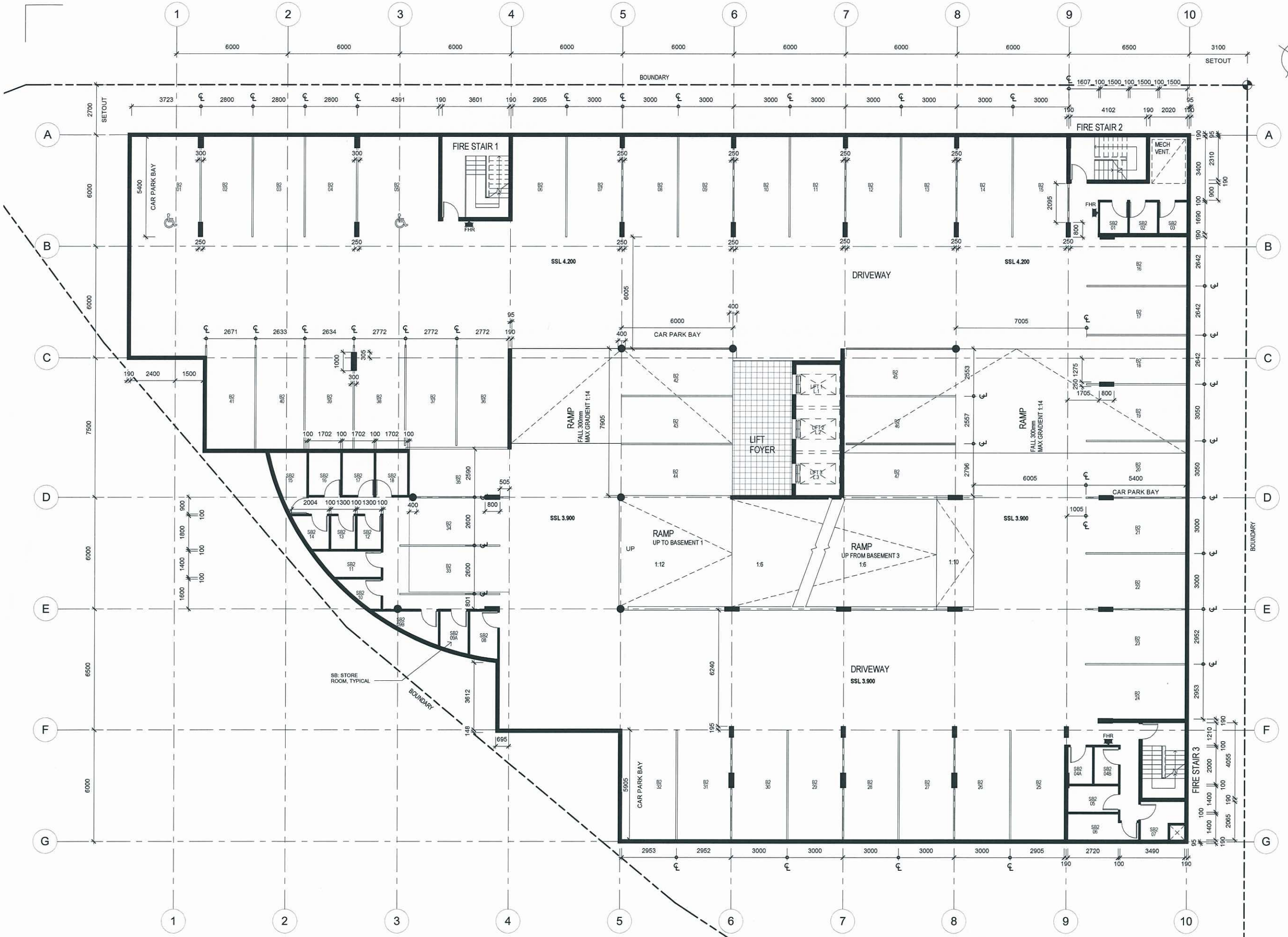


1 BASEMENT 2 FLOOR PLAN
1 : 100

1:100 @ A1
1:200 @ A3
0 1 2 3 4 5 10

**GENERAL NOTES:**

1. DO NOT SCALE DRAWING - CONFIRM DIMENSIONS ON SITE BEFORE COMMENCEMENT
2. FOR FULL DESCRIPTION OF WALL TYPES REFER WALL TYPE SCHEDULE
3. FOR FLOOR, WALL AND CEILING FINISHES REFER TO THE FINISHES SCHEDULE
4. DOOR + WINDOW NUMBERING - REFER TO DOOR SCHEDULE
5. READ IN CONJUNCTION WITH ENGINEER DESIGN.
6. FOR NEW WALLS IN WET AREAS, SUBSTITUTE WATER RESISTANCE SHEET (E.G. FIBRE CEMENT) FOR PLASTBOARD.
7. LEVELS SHOWN ARE A.H.D. REFERENCED, BASED ON TOPOGRAPHICAL SURVEY BY LANDMARK CONSULTING, T:07 3397 0400, (REF: 02141-DET 23/7/04)

MAT.O# MATERIAL TAG  WT# WALL TAG

D.O# DOOR TAG  WW# WINDOW TAG

**DESIGN NOTES:**

1. TANKING MEMBRANE WITH PROTECTION BOARD TO ALL PERIMETER WALLS OF BASEMENT RETAINING WALL.
2. ALL COLUMN SIZING IS INDACTIVE, REFER STRUCTURAL ENGINEERS DRAWINGS FOR EXACT SIZE AND LOCATION
3. CONTRASTING NOSING WITH 30% ILLUMINANCE TO FIRE STAIRS.
4. BALCONY DOOR SILL 25MM (MIN) ABOVE FINISH BALCONY LEVEL, TYPICAL T'OUT.
5. BALCONY SURFACE WATER TO DRAIN AWAY FROM DOORS, TYPICAL T'OUT.
6. STAIR PRESSURISATION TO EXIT STAIRS, EXCLUDING BASEMENT CARPARK.
7. ACOUSTIC INSULATION TO SERVICE DUCTS (FIRE RATING NOT REQUIRED).
8. SUSPENDED CEILING TO APARTMENT WET AREAS ONLY, TYPICAL LEVELS 3 TO 19. SUSPENDED CEILINGS T'OUT ALL APARTMENT, LEVEL 20 ONLY.
9. APARTMENT WET AREA EXHAUST THROUGH CORRIDOR BULKHEAD TO EXTERNAL WALL, TYPICAL T'OUT.
10. BED1 BULKHEAD INCLUDE FIRE SPRINKLERS + DOWNLIGHTS.
11. CORRIDOR ENDS TO PROVIDE 2.0x1.75M (MIN) PWD TURNAROUND IN ACCORDANCE WITH AS1428.1
12. FLOOR WASTE OUTLET TO ALL INTERNAL WET AREA ROOMS (LDRY, BATH, PR)
13. LIFT SHOWN AS 3 OFF SCHINDLER 3300AP (1150KG - 1400 X 1900 CAR - C2 OPENING - BT 900 - 1.75 M/S), WITH 7050 X 2395MM LIFT SHAFT. ALLOW LIFT 3 'THRU DOOR' ON GROUND LEVEL.
14. FIRE RESISTANCE:
WALLS BETWEEN APARTMENTS + CORRIDOR REQUIRE FRL 90/90/90, AS PER BCA C1.1-3 TABLE 3 TYPE A CONSTRUCTION
15. ACOUSTIC INSULATION:
WALLS BETWEEN ADJOINING APARTMENT: Rw+Ctr>=50,
WALLS BETWEEN APARTMENTS + CORRIDOR: Rw>=50,
20MM (MIN) DISCONTINUOUS CONSTRUCTION BETWEEN APARTMENT HABITABLE ROOMS + LIFT/SERVICE SHAFTS,
AS PER BCA F5.3-5


ARCHITECTS AUSTRALIA
EST. 1975

THE ARCHITECTS (Australia) Pty. Ltd.
ABN. 12 010 362 937

LEVEL 4, NORTHPOINT BLDG.
231 NORTH QUAY,
BRISBANE. QLD. 4000

E. info@architectsaustralia.com.au
W. architectsaustralia.com.au
P. +61 (0)7 3236 4000



COPYRIGHT - THE ARCHITECTS (Australia) Pty. Ltd.
"THE OWNERSHIP OF THIS DRAWING REMAINS WITH THE ARCHITECTS (Australia) Pty. Ltd. UNLESS TRANSFERRED TO A CLIENT UPON PAYMENT OF ALL APPROPRIATE FEES AND MAY NOT BE COPIED, USED OR ADAPTED IN ANY WAY WITHOUT THE EXPRESS PERMISSION OF THE ARCHITECTS (Australia) Pty. Ltd.


CLIENT
group Kildey

PROJECT
Belise Apartments

ADDRESS
510 St Paul Terrace,
Fortitude Valley QLD 4006

| NO. | DESCRIPTION | DATE | BY |
|---|---|---|---|
| C | Issued to CERTIFIER | 03.05.13 | JG |
| D | Amended apartment layouts, issued to MARKETING | 27.05.13 | JG |
| E | BUILDER + ARCHITECT | 28.05.13 | JG |
| F | BUILDER PRICING ISSUE | 18.06.13 | JG |
| G | REVISED APMTS, PRE-APPROVAL ISSUE TO CONSULTANTS | 17.07.13 | JG |
| H | PRE-APPROVAL ISSUE TO SURVEYOR | 24.07.13 | JG |
| I | ISSUED FOR AMENDED ULDA/EDQ APPROVAL | 30.07.13 | JG |

DRAWN: KE
CHECKED: Checker
PROJECT NO.: 139.4
SHEET I.D.: 198
SCALE: As indicated @ A1
DATE: 07 DEC 2012
ISSUE: I

DRAWING NAME
BASEMENT 2 FLOOR PLAN

STAGE  TYPE  NO.
DD_P_B2

C:\Users\Architects Australia\Documents\BELISE_DD_CENTRAL_Architects Australia.rvt
30/07/2013 12:17:20 PM


PLANS AND DOCUMENTS
referred to in the PDA APPROVAL
27 SEP 2013
MEDQ

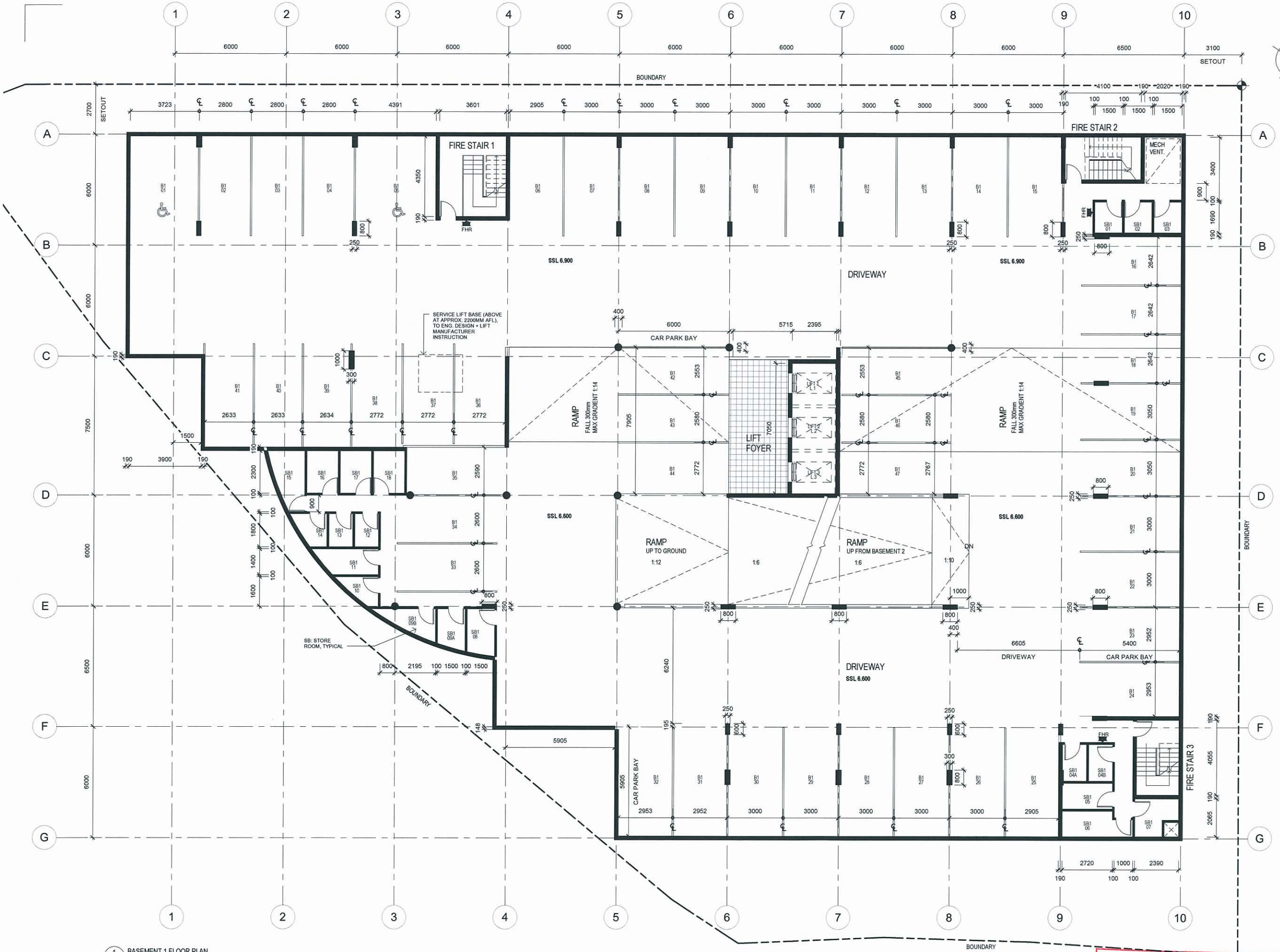


1 BASEMENT 1 FLOOR PLAN
1 : 100

1:100 @ A1
1:200 @ A3

**GENERAL NOTES:**

1. DO NOT SCALE DRAWING - CONFIRM DIMENSIONS ON SITE BEFORE COMMENCEMENT
2. FOR FULL DESCRIPTION OF WALL TYPES REFER WALL TYPE SCHEDULE
3. FOR FLOOR, WALL AND CEILING FINISHES REFER TO THE FINISHES SCHEDULE
4. DOOR + WINDOW NUMBERING - REFER TO DOOR SCHEDULE
5. READ IN CONJUNCTION WITH ENGINEER DESIGN.
6. FOR NEW WALLS IN WET AREAS, SUBSTITUTE WATER RESISTANCE SHEET (E.G. FIBRE CEMENT) FOR PLASTBOARD.
7. LEVELS SHOWN ARE A.H.D. REFERENCED, BASED ON TOPOGRAPHICAL SURVEY BY LANDMARK CONSULTING, T:07 3397 0400, (REF: 02141-DET 23/7/04)

MAT 01 MATERIAL TAG  WT1 WALL TAG

D.D# DOOR TAG  WW# WINDOW TAG

**DESIGN NOTES:**

1. TANKING MEMBRANE WITH PROTECTION BOARD TO ALL PERIMETER WALLS OF BASEMENT RETAINING WALL.
2. ALL COLUMN SIZING IS INDACTIVE, REFER STRUCTURAL ENGINEERS DRAWINGS FOR EXACT SIZE AND LOCATION.
3. CONTRASTING NOSING WITH 30% ILLUMINANCE TO FIRE STAIRS.
4. BALCONY DOOR SILL 25MM (MIN) ABOVE FINISH BALCONY LEVEL, TYPICAL T.OUT.
5. BALCONY SURFACE WATER TO DRAIN AWAY FROM DOORS, TYPICAL T.OUT.
6. STAIR PRESSURISATION TO EXIT STAIRS, EXCLUDING BASEMENT CARPARK.
7. ACOUSTIC INSULATION TO SERVICE DUCTS (FIRE RATING NOT REQUIRED).
8. SUSPENDED CEILING TO APARTMENT WET AREAS ONLY, TYPICAL LEVELS 3 TO 19. SUSPENDED CEILINGS T'OUT ALL APARTMENT, LEVEL 20 ONLY.
9. APARTMENT WET AREA EXHAUST THROUGH CORRIDOR BULKHEAD TO EXTERNAL WALL, TYPICAL T.OUT.
10. BED1 BULKHEAD INCLUDE FIRE SPRINKLERS + DOWNLIGHTS.
11. CORRIDOR ENDS TO PROVIDE 2.0x1.75M (MIN) PWD TURNAROUND IN ACCORDANCE WITH AS1428.1
12. FLOOR WASTE OUTLET TO ALL INTERNAL WET AREA ROOMS (L'DRY, BATH, PR)
13. LIFT SHOWN AS 3 OFF SCHINDLER 3300AP (1150KG - 1400 X 1900 CAR - C2 OPENING - BT 900 - 1.75 M/S), WITH 7050 X 2395MM LIFT SHAFT. ALLOW LIFT 3 'THRU DOOR' ON GROUND LEVEL.
14. FIRE RESISTANCE:
WALLS BETWEEN APARTMENTS + CORRIDOR REQUIRE FRL 90/90/90, AS PER BCA C1.1-3 TABLE 3 TYPE A CONSTRUCTION
15. ACOUSTIC INSULATION:
WALLS BETWEEN ADJOINING APARTMENT: Rw+Ctr>=50,
WALLS BETWEEN APARTMENTS + CORRIDOR: Rw>=50,
20MM (MIN) DISCONTINUOUS CONSTRUCTION BETWEEN APARTMENT HABITABLE ROOMS + LIFT/SERVICE SHAFTS,
AS PER BCA F.6.3-5


ARCHITECTS AUSTRALIA
EST. 1975

THE ARCHITECTS (Australia) Pty. Ltd.
ABN: 12 010 362 937

LEVEL 4, NORTHPOINT BLDG.
231 NORTH QUAY,
BRISBANE. QLD. 4000

E. info@architectsaustralia.com.au
W. architectsaustralia.com.au
P. +61 (0)7 3236 4000



COPYRIGHT - THE ARCHITECTS (Australia) Pty. Ltd.
"THE OWNERSHIP OF THIS DRAWING REMAINS WITH THE ARCHITECTS (Australia) Pty. Ltd. UNLESS TRANSFERRED TO A CLIENT UPON PAYMENT OF ALL APPROPRIATE FEES AND MAY NOT BE COPIED, USED OR ADAPTED IN ANY WAY WITHOUT THE EXPRESS PERMISSION OF THE ARCHITECTS (Australia) Pty. Ltd.


CLIENT
group Kildey

PROJECT
Belise Apartments

ADDRESS
510 St Paul Terrace,
Fortitude Valley QLD 4006

| NO. | DESCRIPTION | DATE | BY |
|---|---|---|---|
| C | Issued to CERTIFIER | 03.05.13 | JG |
| D | Amended apartment layouts, issued to MARKETING | 27.05.13 | JG |
| E | BUILDER + ARCHITECT | 28.05.13 | JG |
| F | BUILDER PRICING ISSUE | 18.06.13 | JG |
| G | REVISED APMTS, PRE-APPROVAL ISSUE TO CONSULTANTS | 17.07.13 | JG |
| H | PRE-APPROVAL ISSUE TO SURVEYOR | 24.07.13 | JG |
| I | ISSUED FOR AMENDED ULDA/EDQ APPROVAL | 30.07.13 | JG |

DRAWN: KE
CHECKED: Checker
PROJECT NO.: 139.4
SHEET I.D.: 199
SCALE: As indicated @ A1
DATE: 07 DEC 2012
ISSUE: I

DRAWING NAME
BASEMENT 1 FLOOR PLAN

STAGE  TYPE  NO.
DD_P_B3


PLANS AND DOCUMENTS referred to in the PDA APPROVAL
27 SEP 2013
MEDO


C:\Users\Architects Australia\Documents\BELISE_DD_CENTRAL_Architects Australia.rvt
30/07/2013 12:17:24 PM

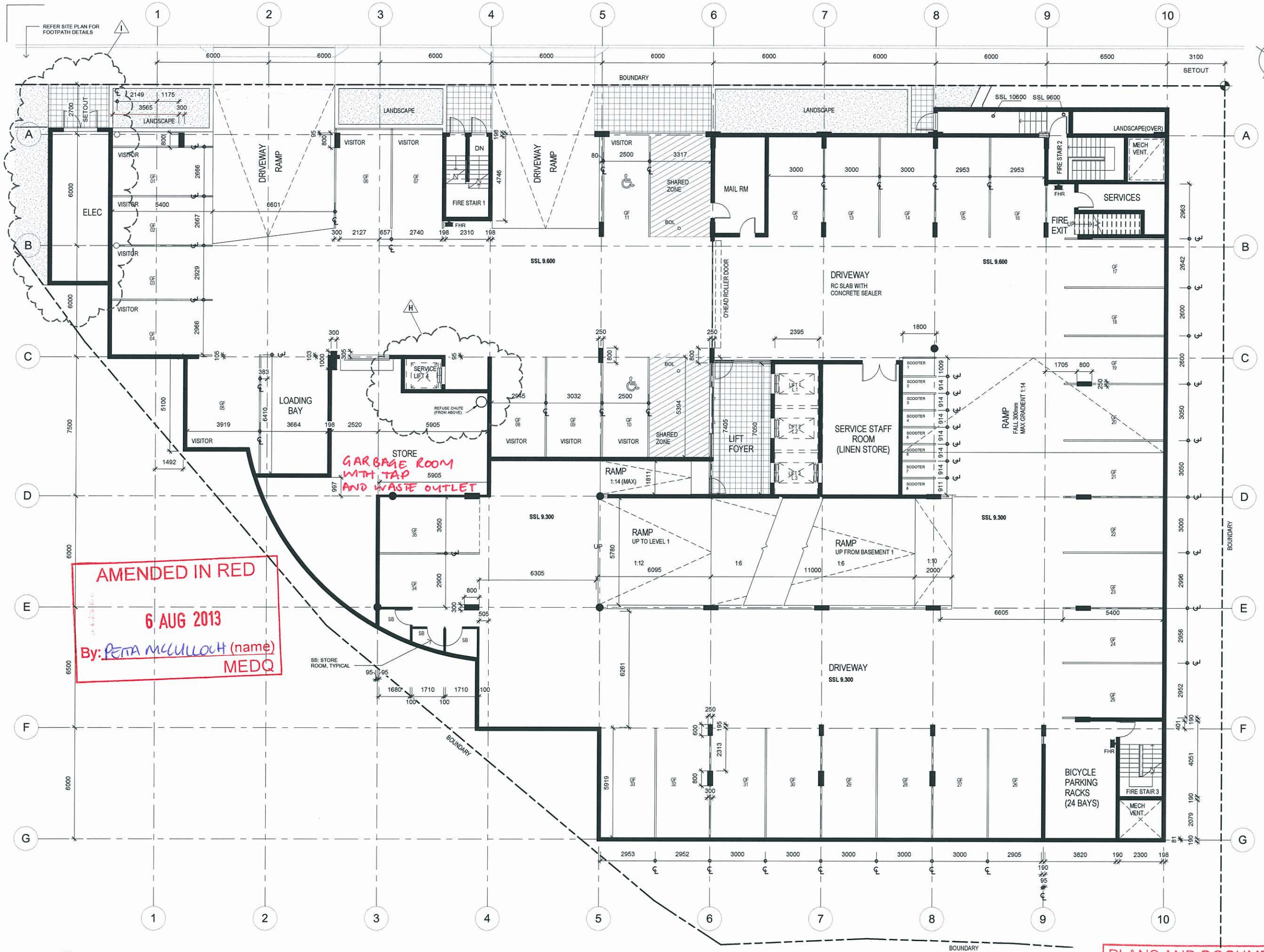


1 GROUND FLOOR PLAN
1 : 100

1:100 @ A1
1:200 @ A3

**GENERAL NOTES:**

1. DO NOT SCALE DRAWING - CONFIRM DIMENSIONS ON SITE BEFORE COMMENCEMENT
2. FOR FULL DESCRIPTION OF WALL TYPES REFER WALL TYPE SCHEDULE
3. FOR FLOOR, WALL AND CEILING FINISHES REFER TO THE FINISHES SCHEDULE.
4. DOOR + WINDOW NUMBERING - REFER TO DOOR SCHEDULE
5. READ IN CONJUNCTION WITH ENGINEER DESIGN.
6. FOR NEW WALLS IN WET AREAS, SUBSTITUTE WATER RESISTANCE SHEET (E.G. FIBRE CEMENT) FOR PLASTBOARD.
7. LEVELS SHOWN ARE A.H.D. REFERENCED, BASED ON TOPOGRAPHICAL SURVEY BY LANDMARK CONSULTING, T:07 3397 0400, (REF: 02141-DET 23/7/04)

MAT 0# MATERIAL TAG  WT# WALL TAG

D.D# DOOR TAG  WW# WINDOW TAG

**DESIGN NOTES:**

1. TANKING MEMBRANE WITH PROTECTION BOARD TO ALL PERIMETER WALLS OF BASEMENT RETAINING WALL.
2. ALL COLUMN SIZING IS INDACTIVE, REFER STRUCTURAL ENGINEERS DRAWINGS FOR EXACT SIZE AND LOCATION
3. CONTRASTING NOSING WITH 30% ILLUMINANCE TO FIRE STAIRS.
4. BALCONY DOOR SILL 25MM (MIN) ABOVE FINISH BALCONY LEVEL, TYPICAL T'OUT.
5. BALCONY SURFACE WATER TO DRAIN AWAY FROM DOORS, TYPICAL T'OUT.
6. STAIR PRESSURISATION TO EXIT STAIRS, EXCLUDING BASEMENT CARPARK.
7. ACOUSTIC INSULATION TO SERVICE DUCTS (FIRE RATING NOT REQUIRED).
8. SUSPENDED CEILING TO APARTMENT WET AREAS ONLY, TYPICAL LEVELS 3 TO 19. SUSPENDED CEILINGS T'OUT ALL APARTMENT, LEVEL 20 ONLY.
9. APARTMENT WET AREA EXHAUST THROUGH CORRIDOR BULKHEAD TO EXTERNAL WALL, TYPICAL T'OUT.
10. BED1 BULKHEAD INCLUDE FIRE SPRINKLERS + DOWNLIGHTS.
11. CORRIDOR ENDS TO PROVIDE 2.0x1.75M (MIN) PWD TURNAROUND IN ACCORDANCE WITH AS1428.1
12. FLOOR WASTE OUTLET TO ALL INTERNAL WET AREA ROOMS (L'DRY, BATH, PR)
13. LIFT SHOWN AS 3 OFF SCHINDLER 3300AP (1150KG - 1400 X 1900 CAR - C2 OPENING - BT 900 - 1.75 M/S), WITH 7050 X 2395MM LIFT SHAFT, ALLOW LIFT 3 'THRU DOOR' ON GROUND LEVEL.
14. FIRE RESISTANCE:
WALLS BETWEEN APARTMENTS + CORRIDOR REQUIRE FRL 90/90/90, AS PER BCA C1.1-3 TABLE 3 TYPE A CONSTRUCTION
15. ACOUSTIC INSULATION:
WALLS BETWEEN ADJOINING APARTMENT: Rw+Ctr>=50,
WALLS BETWEEN APARTMENTS + CORRIDOR: Rw>=50,
20MM (MIN) DISCONTINUOUS CONSTRUCTION BETWEEN APARTMENT HABITABLE ROOMS + LIFT/SERVICE SHAFTS,
AS PER BCA F5.3-5


ARCHITECTS AUSTRALIA
EST. 1975

THE ARCHITECTS (Australia) Pty. Ltd.
ABN. 12 010 362 937

LEVEL 4, NORTHPOINT BLDG.
231 NORTH QUAY,
BRISBANE. QLD. 4000

E. info@architectsaustralia.com.au
W. architectsaustralia.com.au
P. +61 (0)7 3236 4000



COPYRIGHT - THE ARCHITECTS (Australia) Pty. Ltd.
"THE OWNERSHIP OF THIS DRAWING REMAINS WITH THE ARCHITECTS (Australia) Pty. Ltd. UNLESS TRANSFERRED TO A CLIENT UPON PAYMENT OF ALL APPROPRIATE FEES AND MAY NOT BE COPIED, USED OR ADAPTED IN ANY WAY WITHOUT THE EXPRESS PERMISSION OF THE ARCHITECTS (Australia) Pty. Ltd.


CLIENT
group Kildey

PROJECT
Belise Apartments

ADDRESS
510 St Paul Terrace,
Fortitude Valley QLD 4006

| NO. | DESCRIPTION | DATE | BY |
|---|---|---|---|
| D | Amended apartment layouts, issued to MARKETING | 27.05.13 | JG |
| E | BUILDER + ARCHITECT | 28.05.13 | JG |
| F | BUILDER PRICING ISSUE | 18.06.13 | JG |
| G | REVISED APMTS, PRE-APPROVAL ISSUE TO CONSULTANTS | 17.07.13 | JG |
| H | REVISED LIFT 4, PRE-APPROVAL ISSUE TO CONSULTANTS | 23.07.13 | JG |
| I | ISSUED FOR AMENDED ULDA/EDQ APPROVAL | 30.07.13 | JG |

| DRAWN | | CHECKED |
|---|---|---|
| KE | | Checker |
| PROJECT NO. | SHEET I.D. | SCALE |
| 139.4 | 200 | As indicated @ A1 |
| DATE | | ISSUE |
| 07 DEC 2012 | | I |

DRAWING NAME
GROUND FLOOR PLAN

| STAGE | TYPE | NO. |
|---|---|---|
| | | DD_P_GND |

C:\Users\Architects Australia\Documents\BELISE_DD_CENTRAL_Architects Australia.rvt
30/07/2013 12:17:28 PM

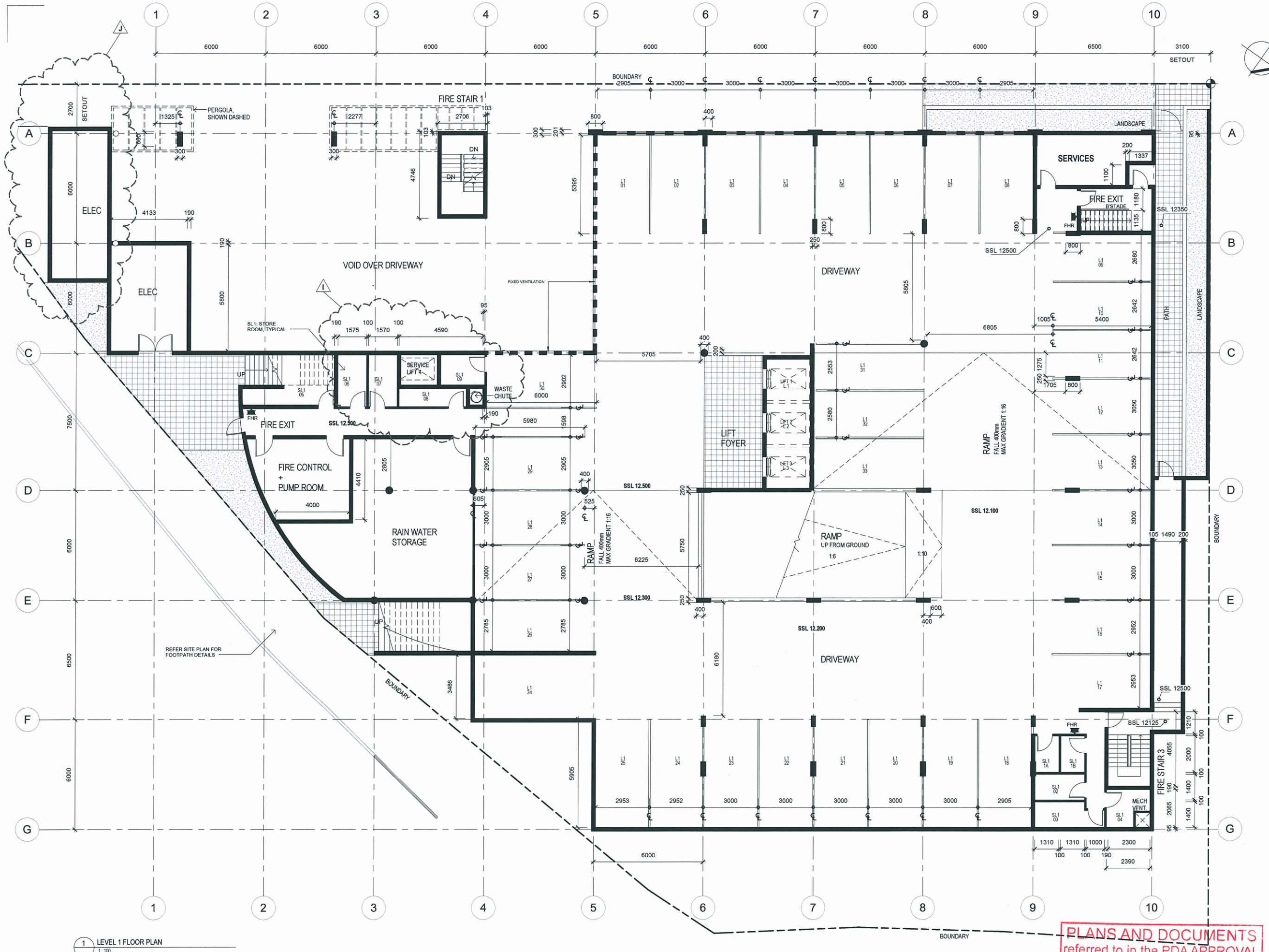


1 LEVEL 1 FLOOR PLAN
1 : 100

1:100 @ A1
1:200 @ A3

**GENERAL NOTES:**

1. DO NOT SCALE DRAWING - CONFIRM DIMENSIONS ON SITE BEFORE COMMENCEMENT
2. FOR FULL DESCRIPTION OF WALL TYPES REFER WALL TYPE SCHEDULE
3. FOR FLOOR, WALL AND CEILING FINISHES REFER TO THE FINISHES SCHEDULE
4. DOOR + WINDOW NUMBERING - REFER TO DOOR SCHEDULE
5. READ IN CONJUNCTION WITH ENGINEER DESIGN.
6. FOR NEW WALLS IN WET AREAS, SUBSTITUTE WATER RESISTANCE SHEET (E.G. FIBRE CEMENT) FOR PLASTBOARD.
7. LEVELS SHOWN ARE A.H.D. REFERENCED, BASED ON TOPOGRAPHICAL SURVEY BY LANDMARK CONSULTING, T:07 3397 0400, (REF: 02141-DET 23/7/04)

MAT.0# MATERIAL TAG  WT# WALL TAG

D.0# DOOR TAG  WW# WINDOW TAG

**DESIGN NOTES:**

1. TANKING MEMBRANE WITH PROTECTION BOARD TO ALL PERIMETER WALLS OF BASEMENT RETAINING WALL.
2. ALL COLUMN SIZING IS INDACTIVE, REFER STRUCTURAL ENGINEERS DRAWINGS FOR EXACT SIZE AND LOCATION
3. CONTRASTING NOSING WITH 30% ILLUMINANCE TO FIRE STAIRS.
4. BALCONY DOOR SILL 25MM (MIN) ABOVE FINISH BALCONY LEVEL, TYPICAL T'OUT.
5. BALCONY SURFACE WATER TO DRAIN AWAY FROM DOORS, TYPICAL T'OUT.
6. STAIR PRESSURISATION TO EXIT STAIRS, EXCLUDING BASEMENT CARPARK.
7. ACOUSTIC INSULATION TO SERVICE DUCTS (FIRE RATING NOT REQUIRED).
8. SUSPENDED CEILING TO APARTMENT WET AREAS ONLY, TYPICAL LEVELS 3 TO 19. SUSPENDED CEILINGS T'OUT ALL APARTMENT, LEVEL 20 ONLY.
9. APARTMENT WET AREA EXHAUST THROUGH CORRIDOR BULKHEAD TO EXTERNAL WALL, TYPICAL T'OUT.
10. BED1 BULKHEAD INCLUDE FIRE SPRINKLERS + DOWNLIGHTS.
11. CORRIDOR ENDS TO PROVIDE 2.0x1.75M (MIN) PWD TURNAROUND IN ACCORDANCE WITH AS1428.1
12. FLOOR WASTE OUTLET TO ALL INTERNAL WET AREA ROOMS (L'DRY, BATH, PR)
13. LIFT SHOWN AS 3 OFF SCHINDLER 3300AP (1150KG - 1400 X 1000 CAR - C2 OPENING - BT 900 - 1.75 M/S), WITH 7050 X 2395MM LIFT SHAFT. ALLOW LIFT 3 THRU DOOR' ON GROUND LEVEL.
14. FIRE RESISTANCE:
WALLS BETWEEN APARTMENTS + CORRIDOR REQUIRE FRL 90/90/90, AS PER BCA C1.1-3 TABLE 3 TYPE A CONSTRUCTION
15. ACOUSTIC INSULATION:
WALLS BETWEEN ADJOINING APARTMENT: Rw+Ctr>=50,
WALLS BETWEEN APARTMENTS + CORRIDOR: Rw>=50,
20MM (MIN) DISCONTINUOUS CONSTRUCTION BETWEEN APARTMENT HABITABLE ROOMS + LIFT/SERVICE SHAFTS,
AS PER BCA F5.3-5


ARCHITECTS AUSTRALIA
EST. 1975

THE ARCHITECTS (Australia) Pty. Ltd.
ABN. 12 010 362 937

LEVEL 4, NORTHPOINT BLDG.
231 NORTH QUAY,
BRISBANE. QLD. 4000

E. info@architectsaustralia.com.au
W. architectsaustralia.com.au
P. +61 (0)7 3236 4000



COPYRIGHT - THE ARCHITECTS (Australia) Pty. Ltd.
"THE OWNERSHIP OF THIS DRAWING REMAINS WITH THE ARCHITECTS (Australia) Pty. Ltd. UNLESS TRANSFERRED TO A CLIENT UPON PAYMENT OF ALL APPROPRIATE FEES AND MAY NOT BE COPIED, USED OR ADAPTED IN ANY WAY WITHOUT THE EXPRESS PERMISSION OF THE ARCHITECTS (Australia) Pty. Ltd.


CLIENT
group Kildey

PROJECT
Belise Apartments

ADDRESS
510 St Paul Terrace,
Fortitude Valley QLD 4006

| NO. | DESCRIPTION | DATE | BY |
|---|---|---|---|
| E | Amended apartment layouts, issued to MARKETING | 27.05.13 | JG |
| F | BUILDER + ARCHITECT | 28.05.13 | JG |
| G | BUILDER PRICING ISSUE | 18.06.13 | JG |
| H | REVISED APMTS, PRE-APPROVAL ISSUE TO CONSULTANTS | 17.07.13 | JG |
| I | REVISED LIFT 4, PRE-APPROVAL ISSUE TO CONSULTANTS | 23.07.13 | JG |
| J | ISSUED FOR AMENDED ULDA/EDQ APPROVAL | 30.07.13 | JG |

DRAWN: KE
CHECKED: Checker
PROJECT NO.: 139.4
SHEET I.D.: 201
SCALE: As indicated @ A1
DATE: 07 DEC 2012
ISSUE: J

DRAWING NAME
LEVEL 1 FLOOR PLAN

STAGE  TYPE  NO.
DD_P_L01


PLANS AND DOCUMENTS
referred to in the PDA APPROVAL
27 SEP 2013
MEDQ


C:\Users\Architects Australia\Documents\BELISE_DD_CENTRAL_Architects Australia.rvt
30/07/2013 12:17:32 PM

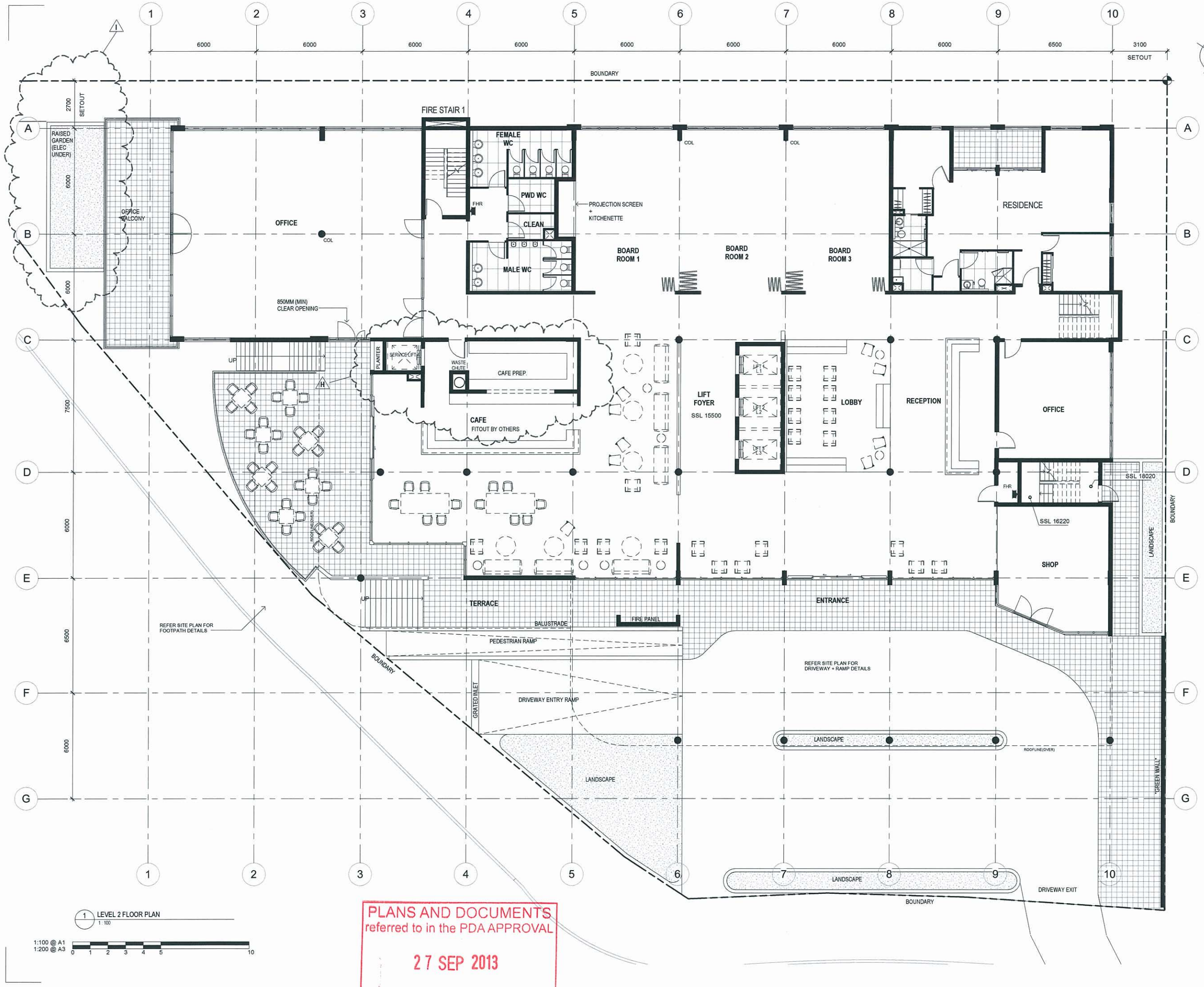


1 LEVEL 2 FLOOR PLAN
1:100

1:100 @ A1
1:200 @ A3
0 1 2 3 4 5 10

PLANS AND DOCUMENTS
referred to in the PDA APPROVAL
27 SEP 2013
MEDQ

**GENERAL NOTES:**

1. DO NOT SCALE DRAWING - CONFIRM DIMENSIONS ON SITE BEFORE COMMENCEMENT
2. FOR FULL DESCRIPTION OF WALL TYPES REFER WALL TYPE SCHEDULE
3. FOR FLOOR, WALL AND CEILING FINISHES REFER TO THE FINISHES SCHEDULE
4. DOOR + WINDOW NUMBERING - REFER TO DOOR SCHEDULE
5. READ IN CONJUNCTION WITH ENGINEER DESIGN.
6. FOR NEW WALLS IN WET AREAS, SUBSTITUTE WATER RESISTANCE SHEET (E.G. FIBRE CEMENT) FOR PLASTBOARD.
7. LEVELS SHOWN ARE A.H.D. REFERENCED, BASED ON TOPOGRAPHICAL SURVEY BY LANDMARK CONSULTING, T:07 3397 0400, (REF: 02141-DET 23/7/04)

MAT.O# MATERIAL TAG  WT# WALL TAG

D.O# DOOR TAG  WW# WINDOW TAG

**DESIGN NOTES:**

1. TANKING MEMBRANE WITH PROTECTION BOARD TO ALL PERIMETER WALLS OF BASEMENT RETAINING WALL.
2. ALL COLUMN SIZING IS INDACTIVE, REFER STRUCTURAL ENGINEERS DRAWINGS FOR EXACT SIZE AND LOCATION
3. CONTRASTING NOSING WITH 30% ILLUMINANCE TO FIRE STAIRS.
4. BALCONY DOOR SILL 25MM (MIN) ABOVE FINISH BALCONY LEVEL, TYPICAL T'OUT.
5. BALCONY SURFACE WATER TO DRAIN AWAY FROM DOORS, TYPICAL T'OUT.
6. STAIR PRESSURISATION TO EXIT STAIRS, EXCLUDING BASEMENT CARPARK.
7. ACOUSTIC INSULATION TO SERVICE DUCTS (FIRE RATING NOT REQUIRED).
8. SUSPENDED CEILING TO APARTMENT WET AREAS ONLY, TYPICAL LEVELS 3 TO 19. SUSPENDED CEILINGS T'OUT ALL APARTMENT, LEVEL 20 ONLY.
9. APARTMENT WET AREA EXHAUST THROUGH CORRIDOR BULKHEAD TO EXTERNAL WALL, TYPICAL T'OUT.
10. BED1 BULKHEAD INCLUDE FIRE SPRINKLERS + DOWNLIGHTS.
11. CORRIDOR ENDS TO PROVIDE 2.0x1.75M (MIN) PWD TURNAROUND IN ACCORDANCE WITH AS1428.1
12. FLOOR WASTE OUTLET TO ALL INTERNAL WET AREA ROOMS (LDRY, BATH, PR)
13. LIFT SHOWN AS 3 OFF SCHINDLER 3300AP (1150KG - 1400 X 1900 CAR - C2 OPENING - BT 900 - 1.75 M/S), WITH 7050 X 2395MM LIFT SHAFT. ALLOW LIFT 3 "THRU DOOR" ON GROUND LEVEL
14. FIRE RESISTANCE:
WALLS BETWEEN APARTMENTS + CORRIDOR REQUIRE FRL 90/90/90, AS PER BCA C1.1-3 TABLE 3 TYPE A CONSTRUCTION
15. ACOUSTIC INSULATION:
WALLS BETWEEN ADJOINING APARTMENT: Rw+Ctr>=50,
WALLS BETWEEN APARTMENTS + CORRIDOR: Rw>=50,
20MM (MIN) DISCONTINUOUS CONSTRUCTION BETWEEN APARTMENT HABITABLE ROOMS + LIFT/SERVICE SHAFTS,
AS PER BCA F5.3-5


ARCHITECTS AUSTRALIA
EST. 1975

THE ARCHITECTS (Australia) Pty. Ltd.
ABN. 12 010 362 937

LEVEL 4, NORTHPOINT BLDG,
231 NORTH QUAY,
BRISBANE. QLD. 4000

E. info@architectsaustralia.com.au
W. architectsaustralia.com.au
P. +61 (0)7 3236 4000



COPYRIGHT - THE ARCHITECTS (Australia) Pty. Ltd.
"THE OWNERSHIP OF THIS DRAWING REMAINS WITH THE ARCHITECTS (Australia) Pty. Ltd. UNLESS TRANSFERRED TO A CLIENT UPON PAYMENT OF ALL APPROPRIATE FEES AND MAY NOT BE COPIED, USED OR ADAPTED IN ANY WAY WITHOUT THE EXPRESS PERMISSION OF THE ARCHITECTS (Australia) Pty. Ltd.


CLIENT
group Kildey

PROJECT
Belise Apartments

ADDRESS
510 St Paul Terrace,
Fortitude Valley QLD 4006

| NO. | DESCRIPTION | DATE | BY |
|---|---|---|---|
| D | Amended apartment layouts, issued to MARKETING | 27.05.13 | JG |
| E | BUILDER + ARCHITECT | 28.05.13 | JG |
| F | BUILDER PRICING ISSUE | 18.06.13 | JG |
| G | REVISED APMTS, PRE-APPROVAL ISSUE TO CONSULTANTS | 17.07.13 | JG |
| H | REVISED LIFT 4, PRE-APPROVAL ISSUE TO CONSULTANTS | 23.07.13 | JG |
| I | ISSUED FOR AMENDED ULDA/EDQ APPROVAL | 30.07.13 | JG |

DRAWN: KE
CHECKED: Checker
PROJECT NO.: 139.4
SHEET I.D.: 202
SCALE: As indicated @ A1
DATE: 07 DEC 2012
ISSUE: I

DRAWING NAME
LEVEL 2 FLOOR PLAN

STAGE  TYPE  NO.
DD_P_L02

C:\Users\Architects Australia\Documents\BELISE_DD_CENTRAL_Architects Australia.rvt
30/07/2013 12:17:37 PM

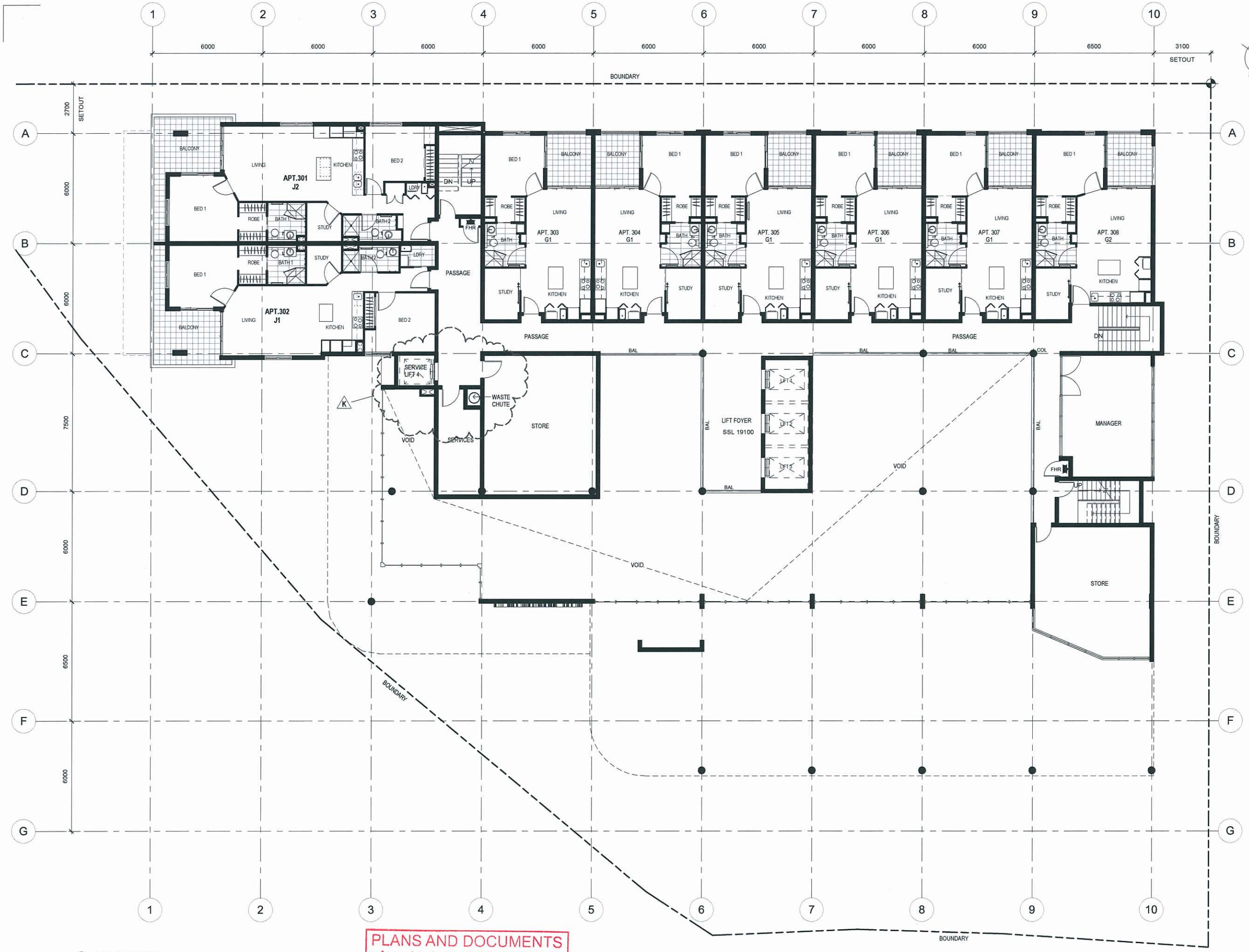


1 LEVEL 3 FLOOR PLAN
1 : 100

1:100 @ A1
1:200 @ A3
0 1 2 3 4 5 10

PLANS AND DOCUMENTS
referred to in the PDA APPROVAL
27 SEP 2013
MEDQ

**GENERAL NOTES:**

1. DO NOT SCALE DRAWING - CONFIRM DIMENSIONS ON SITE BEFORE COMMENCEMENT
2. FOR FULL DESCRIPTION OF WALL TYPES REFER WALL TYPE SCHEDULE
3. FOR FLOOR, WALL AND CEILING FINISHES REFER TO THE FINISHES SCHEDULE
4. DOOR + WINDOW NUMBERING - REFER TO DOOR SCHEDULE
5. READ IN CONJUNCTION WITH ENGINEER DESIGN.
6. FOR NEW WALLS IN WET AREAS, SUBSTITUTE WATER RESISTANCE SHEET (E.G. FIBRE CEMENT) FOR PLASTBOARD.
7. LEVELS SHOWN ARE A.H.D. REFERENCED, BASED ON TOPOGRAPHICAL SURVEY BY LANDMARK CONSULTING, T:07 3397 0400, (REF: 02141-DET 23/7/04)

MAT 0# MATERIAL TAG  WT# WALL TAG

D.0# DOOR TAG  WW# WINDOW TAG

**DESIGN NOTES:**

1. TANKING MEMBRANE WITH PROTECTION BOARD TO ALL PERIMETER WALLS OF BASEMENT RETAINING WALL.
2. ALL COLUMN SIZING IS INDACTIVE, REFER STRUCTURAL ENGINEERS DRAWINGS FOR EXACT SIZE AND LOCATION
3. CONTRASTING NOSING WITH 30% ILLUMINANCE TO FIRE STAIRS.
4. BALCONY DOOR SILL 25MM (MIN) ABOVE FINISH BALCONY LEVEL, TYPICAL TOUT.
5. BALCONY SURFACE WATER TO DRAIN AWAY FROM DOORS, TYPICAL TOUT.
6. STAIR PRESSURISATION TO EXIT STAIRS, EXCLUDING BASEMENT CARPARK.
7. ACOUSTIC INSULATION TO SERVICE DUCTS (FIRE RATING NOT REQUIRED).
8. SUSPENDED CEILING TO APARTMENT WET AREAS ONLY, TYPICAL LEVELS 3 TO 19. SUSPENDED CEILINGS TOUT ALL APARTMENT, LEVEL 20 ONLY.
9. APARTMENT WET AREA EXHAUST THROUGH CORRIDOR BULKHEAD TO EXTERNAL WALL, TYPICAL TOUT.
10. BED1 BULKHEAD INCLUDE FIRE SPRINKLERS + DOWNLIGHTS.
11. CORRIDOR ENDS TO PROVIDE 2.0x1.75M (MIN) PWD TURNAROUND IN ACCORDANCE WITH AS1428.1
12. FLOOR WASTE OUTLET TO ALL INTERNAL WET AREA ROOMS (LDRY, BATH, PR)
13. LIFT SHOWN AS 3 OFF SCHINDLER 3300AP (1150KG - 1400 X 1900 CAR - C2 OPENING - BT 900 - 1.75 M/S), WITH 7050 X 2395MM LIFT SHAFT. ALLOW LIFT 3 "THRU DOOR" ON GROUND LEVEL.
14. FIRE RESISTANCE:
WALLS BETWEEN APARTMENTS + CORRIDOR REQUIRE FRL 90/90/90, AS PER BCA C1.1-3 TABLE 3 TYPE A CONSTRUCTION
15. ACOUSTIC INSULATION:
WALLS BETWEEN ADJOINING APARTMENT: Rw+Ctr>=50,
WALLS BETWEEN APARTMENTS + CORRIDOR: Rw>=50,
20MM (MIN) DISCONTINUOUS CONSTRUCTION BETWEEN APARTMENT HABITABLE ROOMS + LIFT/SERVICE SHAFTS,
AS PER BCA F5.3-5


ARCHITECTS AUSTRALIA
EST. 1975

THE ARCHITECTS (Australia) Pty. Ltd.
ABN. 12 010 362 937

LEVEL 4, NORTHPOINT BLDG.
231 NORTH QUAY,
BRISBANE. QLD. 4000

E. info@architectsaustralia.com.au
W. architectsaustralia.com.au
P. +61 (0)7 3236 4000



COPYRIGHT - THE ARCHITECTS (Australia) Pty. Ltd.
"THE OWNERSHIP OF THIS DRAWING REMAINS WITH THE ARCHITECTS (Australia) Pty. Ltd. UNLESS TRANSFERRED TO A CLIENT UPON PAYMENT OF ALL APPROPRIATE FEES AND MAY NOT BE COPIED, USED OR ADAPTED IN ANY WAY WITHOUT THE EXPRESS PERMISSION OF THE ARCHITECTS (Australia) Pty. Ltd.


CLIENT
group Kildey

PROJECT
Belise Apartments

ADDRESS
510 St Paul Terrace,
Fortitude Valley QLD 4006

| NO. | DESCRIPTION | DATE | BY |
|---|---|---|---|
| G | REVISED APTMTS IN COLOUR, SURVEYOR ISSUE | 5.06.13 | JG |
| H | REVISED APTMTS, ISSUE TO M+K | 6.06.13 | JG |
| I | BUILDER PRICING ISSUE | 18.06.13 | JG |
| J | REVISED APMTS, PRE-APPROVAL ISSUE TO CONSULTANTS | 17.07.13 | JG |
| K | REVISED LIFT 4, PRE-APPROVAL ISSUE TO CONSULTANTS | 23.07.13 | JG |
| L | ISSUED FOR AMENDED ULDA/EDQ APPROVAL | 30.07.13 | JG |

DRAWN: KE
CHECKED: Checker
PROJECT NO.: 139.4
SHEET I.D.: 203
SCALE: As indicated @ A1
DATE: 07 DEC 2012
ISSUE: L

DRAWING NAME
LEVEL 3 FLOOR PLAN

STAGE  TYPE  NO.
DD_P_L03

C:\Users\Architects Australia\Documents\BELISE_DD_CENTRAL_Architects Australia.rvt
30/07/2013 12:17:42 PM

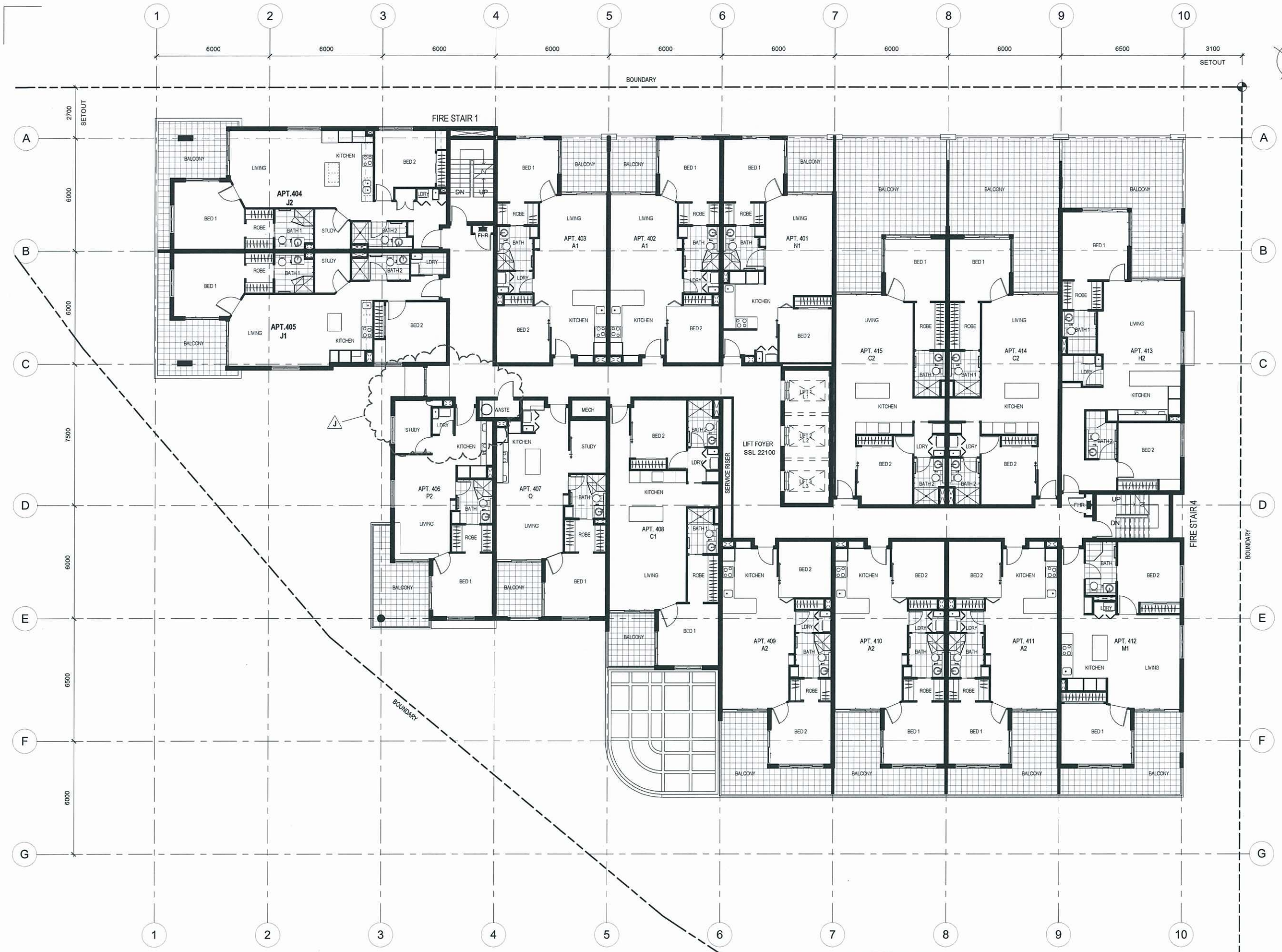


1 LEVEL 4 FLOOR PLAN
1:100

1:100 @ A1
1:200 @ A3
0 1 2 3 4 5 10

PLANS AND DOCUMENTS
referred to in the PDA APPROVAL
27 SEP 2013
MEDQ

**GENERAL NOTES:**

1. DO NOT SCALE DRAWING - CONFIRM DIMENSIONS ON SITE BEFORE COMMENCEMENT
2. FOR FULL DESCRIPTION OF WALL TYPES REFER WALL TYPE SCHEDULE
3. FOR FLOOR, WALL AND CEILING FINISHES REFER TO THE FINISHES SCHEDULE
4. DOOR + WINDOW NUMBERING - REFER TO DOOR SCHEDULE
5. READ IN CONJUNCTION WITH ENGINEER DESIGN.
6. FOR NEW WALLS IN WET AREAS, SUBSTITUTE WATER RESISTANCE SHEET (E.G. FIBRE CEMENT) FOR PLASTBOARD.
7. LEVELS SHOWN ARE A.H.D. REFERENCED, BASED ON TOPOGRAPHICAL SURVEY BY LANDMARK CONSULTING, T:07 3397 0400, (REF: 02141-DET 23/7/04)

MAT 0# MATERIAL TAG
WT# WALL TAG
DD# DOOR TAG
WW# WINDOW TAG

**DESIGN NOTES:**

1. TANKING MEMBRANE WITH PROTECTION BOARD TO ALL PERIMETER WALLS OF BASEMENT RETAINING WALL.
2. ALL COLUMN SIZING IS INDACTIVE, REFER STRUCTURAL ENGINEERS DRAWINGS FOR EXACT SIZE AND LOCATION.
3. CONTRASTING NOSING WITH 30% ILLUMINANCE TO FIRE STAIRS.
4. BALCONY DOOR SILL 25MM (MIN) ABOVE FINISH BALCONY LEVEL, TYPICAL T'OUT.
5. BALCONY SURFACE WATER TO DRAIN AWAY FROM DOORS, TYPICAL T'OUT.
6. STAIR PRESSURISATION TO EXIT STAIRS, EXCLUDING BASEMENT CARPARK.
7. ACOUSTIC INSULATION TO SERVICE DUCTS (FIRE RATING NOT REQUIRED).
8. SUSPENDED CEILING TO APARTMENT WET AREAS ONLY, TYPICAL LEVELS 3 TO 19. SUSPENDED CEILINGS T'OUT ALL APARTMENT, LEVEL 20 ONLY.
9. APARTMENT WET AREA EXHAUST THROUGH CORRIDOR BULKHEAD TO EXTERNAL WALL, TYPICAL T'OUT.
10. BED 1 BULKHEAD INCLUDE FIRE SPRINKLERS + DOWNLIGHTS.
11. CORRIDOR ENDS TO PROVIDE 2.0x1.75M (MIN) PWD TURNAROUND IN ACCORDANCE WITH AS1428.1
12. FLOOR WASTE OUTLET TO ALL INTERNAL WET AREA ROOMS (LDRY, BATH, PR)
13. LIFT SHOWN AS 3 OFF SCHINDLER 3300AP (1150KG - 1400 X 1900 CAR - C2 OPENING - BT 900 - 1.75 M/S), WITH 7050 X 2395MM LIFT SHAFT, ALLOW LIFT 3 'THRU DOOR' ON GROUND LEVEL.
14. FIRE RESISTANCE:
WALLS BETWEEN APARTMENTS + CORRIDOR REQUIRE FRL 90/90/90, AS PER BCA C1.1-3 TABLE 3 TYPE A CONSTRUCTION
15. ACOUSTIC INSULATION:
WALLS BETWEEN ADJOINING APARTMENT: Rw+Ctr>=50,
WALLS BETWEEN APARTMENTS + CORRIDOR: Rw>=50,
20MM (MIN) DISCONTINUOUS CONSTRUCTION BETWEEN APARTMENT HABITABLE ROOMS + LIFT/SERVICE SHAFTS,
AS PER BCA F5.3-5


ARCHITECTS AUSTRALIA
EST. 1975

THE ARCHITECTS (Australia) Pty. Ltd
ABN: 12 010 362 637

LEVEL 4, NORTHPOINT BLDG.
231 NORTH QUAY,
BRISBANE. QLD. 4000

E. info@architectsaustralia.com.au
W. architectsaustralia.com.au
P. +61 (0)7 3236 4000



COPYRIGHT - THE ARCHITECTS (Australia) Pty. Ltd.
"THE OWNERSHIP OF THIS DRAWING REMAINS WITH THE ARCHITECTS (Australia) Pty. Ltd. UNLESS TRANSFERRED TO A CLIENT UPON PAYMENT OF ALL APPROPRIATE FEES AND MAY NOT BE COPIED, USED OR ADAPTED IN ANY WAY WITHOUT THE EXPRESS PERMISSION OF THE ARCHITECTS (Australia) Pty. Ltd.


CLIENT
group Kildey

PROJECT
Belise Apartments

ADDRESS
510 St Paul Terrace,
Fortitude Valley QLD 4006

| NO. | DESCRIPTION | DATE | BY |
|---|---|---|---|
| F | REVISED APTMTS IN COLOUR, SURVEYOR ISSUE | 5.06.13 | JG |
| G | REVISED APTMTS, ISSUE TO M+K | 6.06.13 | JG |
| H | BUILDER PRICING ISSUE | 18.06.13 | JG |
| I | REVISED APMTS, PRE-APPROVAL ISSUE TO CONSULTANTS | 17.07.13 | JG |
| J | REVISED LIFT 4, PRE-APPROVAL ISSUE TO CONSULTANTS | 23.07.13 | JG |
| K | ISSUED FOR AMENDED ULDA/EDQ APPROVAL | 30.07.13 | JG |

DRAWN: KE
CHECKED: Checker
PROJECT NO.: 139.4
SHEET I.D.: 204
SCALE: As indicated @ A1
DATE: 07 DEC 2012
ISSUE: K
DRAWING NAME: LEVEL 4 FLOOR PLAN

STAGE TYPE NO.
DD_P_L04

C:\Users\Architects Australia\Documents\BELISE_DD_CENTRAL_Architects Australia.rvt
30/07/2013 12:17:47 PM

1 LEVEL 5 FLOOR PLAN
1:100

1:100 @ A1
1:200 @ A3

PLANS AND DOCUMENTS referred to in the PDA APPROVAL
27 SEP 2013
MEDQ

**GENERAL NOTES:**

1. DO NOT SCALE DRAWING - CONFIRM DIMENSIONS ON SITE BEFORE COMMENCEMENT
2. FOR FULL DESCRIPTION OF WALL TYPES REFER WALL TYPE SCHEDULE
3. FOR FLOOR, WALL AND CEILING FINISHES REFER TO THE FINISHES SCHEDULE
4. DOOR + WINDOW NUMBERING - REFER TO DOOR SCHEDULE
5. READ IN CONJUNCTION WITH ENGINEER DESIGN.
6. FOR NEW WALLS IN WET AREAS, SUBSTITUTE WATER RESISTANCE SHEET (E.G. FIBRE CEMENT) FOR PLASTBOARD.
7. LEVELS SHOWN ARE A.H.D. REFERENCED, BASED ON TOPOGRAPHICAL SURVEY BY LANDMARK CONSULTING, T:07 3397 0400, (REF: 02141-DET 29/7/04)

MAT.D# MATERIAL TAG — WT# WALL TAG

D.D# DOOR TAG — WW# WINDOW TAG

**DESIGN NOTES:**

1. TANKING MEMBRANE WITH PROTECTION BOARD TO ALL PERIMETER WALLS OF BASEMENT RETAINING WALL.
2. ALL COLUMN SIZING IS INDACTIVE, REFER STRUCTURAL ENGINEERS DRAWINGS FOR EXACT SIZE AND LOCATION
3. CONTRASTING NOSING WITH 30% ILLUMINANCE TO FIRE STAIRS.
4. BALCONY DOOR SILL 25MM (MIN) ABOVE FINISH BALCONY LEVEL, TYPICAL T'OUT.
5. BALCONY SURFACE WATER TO DRAIN AWAY FROM DOORS, TYPICAL T'OUT.
6. STAIR PRESSURISATION TO EXIT STAIRS, EXCLUDING BASEMENT CARPARK.
7. ACOUSTIC INSULATION TO SERVICE DUCTS (FIRE RATING NOT REQUIRED).
8. SUSPENDED CEILING TO APARTMENT WET AREAS ONLY, TYPICAL LEVELS 3 TO 19. SUSPENDED CEILINGS T'OUT ALL APARTMENT, LEVEL 20 ONLY.
9. APARTMENT WET AREA EXHAUST THROUGH CORRIDOR BULKHEAD TO EXTERNAL WALL, TYPICAL T'OUT.
10. BED1 BULKHEAD INCLUDE FIRE SPRINKLERS + DOWNLIGHTS.
11. CORRIDOR ENDS TO PROVIDE 2.0x1.75M (MIN) PWD TURNAROUND IN ACCORDANCE WITH AS1428.1
12. FLOOR WASTE OUTLET TO ALL INTERNAL WET AREA ROOMS (LDRY, BATH, PR)
13. LIFT SHOWN AS 3 OFF SCHINDLER 3300AP (1150KG - 1400 X 1900 CAR - C2 OPENING - BT 900 - 1.75 M/S), WITH 7050 X 2395MM LIFT SHAFT. ALLOW LIFT 3 'THRU DOOR' ON GROUND LEVEL.
14. FIRE RESISTANCE:
WALLS BETWEEN APARTMENTS + CORRIDOR REQUIRE FRL 90/90/90, AS PER BCA C1.1-3 TABLE 3 TYPE A CONSTRUCTION
15. ACOUSTIC INSULATION:
WALLS BETWEEN ADJOINING APARTMENT: Rw+Ctr>=50,
WALLS BETWEEN APARTMENTS + CORRIDOR: Rw>=50,
20MM (MIN) DISCONTINUOUS CONSTRUCTION BETWEEN APARTMENT HABITABLE ROOMS + LIFT/SERVICE SHAFTS,
AS PER BCA F5.3-5

ARCHITECTS AUSTRALIA EST. 1975
THE ARCHITECTS (Australia) Pty. Ltd.
ABN: 12 010 362 937
LEVEL 4, NORTHPOINT BLDG.
231 NORTH QUAY,
BRISBANE. QLD. 4000
E. info@architectsaustralia.com.au
W. architectsaustralia.com.au
P. +61 (0)7 3236 4000

COPYRIGHT - THE ARCHITECTS (Australia) Pty. Ltd.
"THE OWNERSHIP OF THIS DRAWING REMAINS WITH THE ARCHITECTS (Australia) Pty. Ltd. UNLESS TRANSFERRED TO A CLIENT UPON PAYMENT OF ALL APPROPRIATE FEES AND MAY NOT BE COPIED, USED OR ADAPTED IN ANY WAY WITHOUT THE EXPRESS PERMISSION OF THE ARCHITECTS (Australia) Pty. Ltd.

CLIENT
group Kildey

PROJECT
Belise Apartments

ADDRESS
510 St Paul Terrace,
Fortitude Valley QLD 4006

| NO. | DESCRIPTION | DATE | BY |
|---|---|---|---|
| E | BUILDER + ARCHITECT | 28.05.13 | JG |
| F | REVISED APTMTS IN COLOUR, SURVEYOR ISSUE | 5.06.13 | JG |
| G | REVISED APTMTS, ISSUE TO M+K | 6.06.13 | JG |
| H | BUILDER PRICING ISSUE | 18.06.13 | JG |
| I | REVISED APMTS, PRE-APPROVAL ISSUE TO CONSULTANTS | 17.07.13 | JG |
| J | ISSUED FOR AMENDED ULDA/EDQ APPROVAL | 30.07.13 | JG |

DRAWN: KE
CHECKED: Checker
PROJECT NO.: 139.4
SHEET I.D.: 205
SCALE: As indicated @ A1
DATE: 07 DEC 2012
ISSUE: J
DRAWING NAME: LEVEL 5 FLOOR PLAN
STAGE
TYPE
NO.
DD_P_L05

C:\Users\Architects Australia\Documents\BELISE_DD_CENTRAL_Architects Australia.rvt
30/07/2013 12:17:54 PM