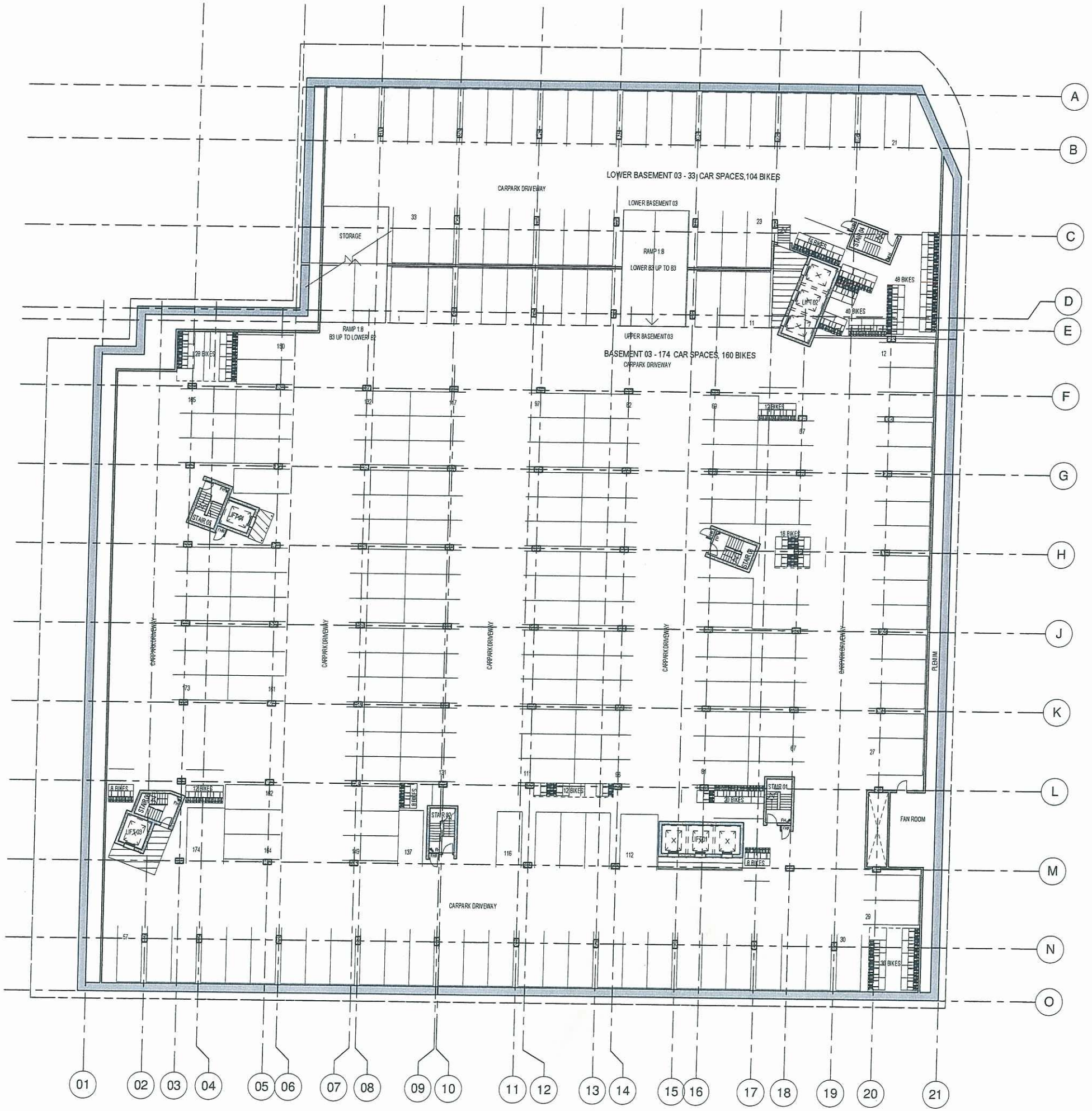

NOTES: DA

1. DESIGN RESOLUTION

1.1 The drawings represent general architectural intent for the purpose of this development application only.
1.2 The internal layout is shown indicatively and is subject to further design development.
1.3 The dimensions shown are general only and are subject to further design resolution.
1.4 Location of car park entry point is general only and will be confirmed and dimensioned at later stage.
1.5 The size and position of louvre sun screens is indicative and shown in open and closed positions.
1.6 Ceiling RL (where shown) indicates general ceiling design level only, which does account for services bulkheads or similar partial ceiling protrusions.
1.7 Landscape component is shown indicatively only and subject to further design development at later stage.
1.8 Location of plant, equipment and services on drawings is general and indicative only, and does not include minor elements, such as vent pipes, flues, aerials, etc.

2. GRAPHIC PRESENTATION

2.1 Colours presented on drawings are generic only and indicative of the architectural design intent. Some colour distortion may also occur in the printing process.

3. EXISTING STRUCTURES AND SERVICES

3.1 Extent and location of existing structures and services is according to the available survey information and will need to be verified on site at later stage.
3.2 All unchanged site levels are as per the existing survey information

Legend: DA

A/C	air conditioner
ACCESS	accessible toilets
CLNR	cleaners room
F	female toilets
FH	fire hydrant
FHR	fire hose reel
L	aluminium louvres
M	male toilets
RL	relative level
1B, 2B,...	1 bedroom, 2 bedroom, units

Bicycle Schedule

Level	No. of Bicycles
Basement 03	264
Basement 02	192
Basement 01	134
Level 01 Podium	4 (VISITORS)
Total	**594**

Note: The final locations of the bicycle racks will be confirmed during the design development process.

PLANS AND DOCUMENTS referred to in the ULDA APPROVAL dated 6 /5/11

date	rev	amendment
05-11-10	A	DEVELOPMENT APPLICATION
25-03-11	B	FINAL ULDA AMENDMENTS

project:
19 HERCULES STREET
Hamilton, Brisbane

Copyright of the design and other information shown here is owned by hpa pty ltd. Reproduction or use of the design in any part/or any manner is a expressly forbidden without the written permission of hpa pty ltd.

architect:
Mirvac Design
architects
planners
interior designers
Level 26, 60 Margaret St.
Sydney, NSW, 2000
tel. 02 9080 8000
fax. 02 9080 8181
Mirvac Design Pty. Ltd
ABN 78 003 359 153
mirvac

title:
DEVELOPMENT APPLICATION
BASEMENT 03 PLAN

drawn: FA / ST
approved: MY
job no 8700
lot no:
Scale 1 : 200
0 4 8 12
date: 05/11/10
scale @ A1: As indicated
drawing no: DA 02
rev: B

C:\Projects\DA Local\8700_Podium & Building_Continuation of DA_basis.dwg
25/03/2011 11:52:31 AM

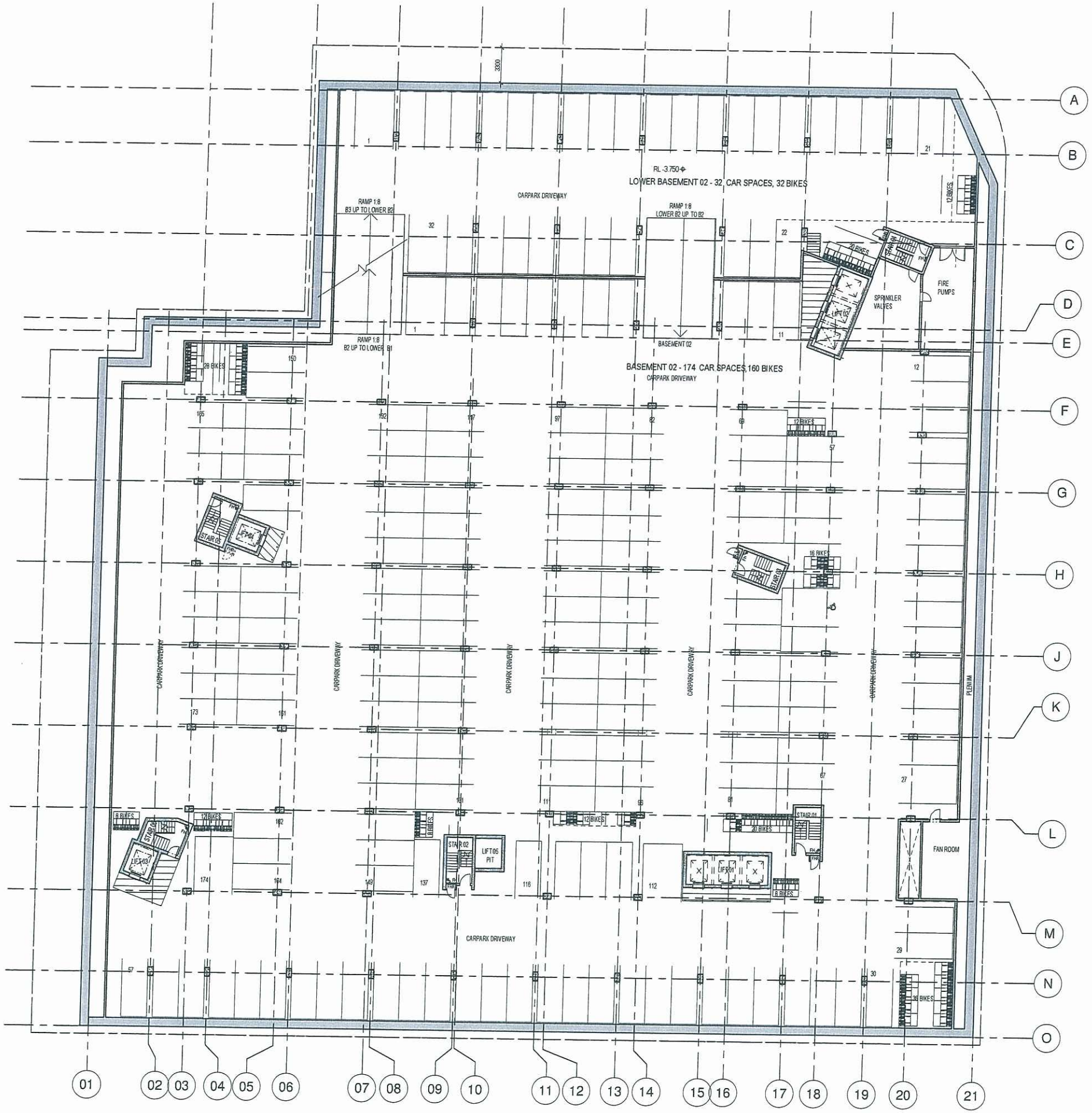

NOTES: DA

1. DESIGN RESOLUTION

1.1 The drawings represent general architectural intent for the purpose of this development application only.
1.2 The internal layout is shown indicatively and is subject to further design development.
1.3 The dimensions shown are general only and are subject to further design resolution.
1.4 Location of car park entry point is general only and will be confirmed and dimensioned at later stage.
1.5 The size and position of louvre sun screens is indicative and shown in open and closed positions.
1.6 Ceiling RL (where shown) indicates general ceiling design level only, which does account for services bulkheads or similar partial ceiling protrusions.
1.7 Landscape component is shown indicatively only and subject to further design development at later stage.
1.8 Location of plant, equipment and services on drawings is general and indicative only, and does not include minor elements, such as vent pipes, flues, aerials, etc.

2. GRAPHIC PRESENTATION

2.1 Colours presented on drawings are generic only and indicative of the architectural design intent. Some colour distortion may also occur in the printing process.

3. EXISTING STRUCTURES AND SERVICES

3.1 Extent and location of existing structures and services is according to the available survey information and will need to be verified on site at later stage.
3.2 All unchanged site levels are as per the existing survey information

Legend: DA

A/C	air conditioner
ACCESS	accessible toilets
CLNR	cleaners room
F	female toilets
FH	fire hydrant
FHR	fire hose reel
L	aluminium louvres
M	male toilets
RL	relative level
1B, 2B...	1 bedroom, 2 bedroom, ... units

Bicycle Schedule

Level	No. of Bicycles
Basement 03	264
Basement 02	192
Basement 01	134
Level 01 Podium	4 (VISITORS)
Total	**594**

Note: The final locations of the bicycle racks will be confirmed during the design development process.

PLANS AND DOCUMENTS referred to in the ULDA APPROVAL dated 6/5/11

C:\Projects\DA Local\8700_Podium & Building_Continuation of DA_Jeff.rvt

date	rev	amendment
05-11-10	A	DEVELOPMENT APPLICATION
25-03-11	B	FINAL ULDA AMENDMENTS

project:
19 HERCULES STREET
Hamilton, Brisbane

Copyright of the design and other information shown here is owned by mirvac pty. ltd. Reproduction or use of the design by any party for any purpose is expressly forbidden without the written permission of mirvac pty. ltd.

architect:
Mirvac Design
architects
planners
interior designers
Level 26, 60 Margaret St.
Sydney, NSW, 2000
tel. 02 9080 8000
fax. 02 9080 8181
Mirvac Design Pty. Ltd.
ABN 78 003 359 153

mirvac

title:
DEVELOPMENT APPLICATION
BASEMENT 02 PLAN

drawn: FA / ST
approved: MY
job no 8700
lot no:
Scale 1 : 200
date: 05/11/10
scale @ A1: As indicated
drawing no: DA 03
rev: B

25/03/2011 11:52:57 AM

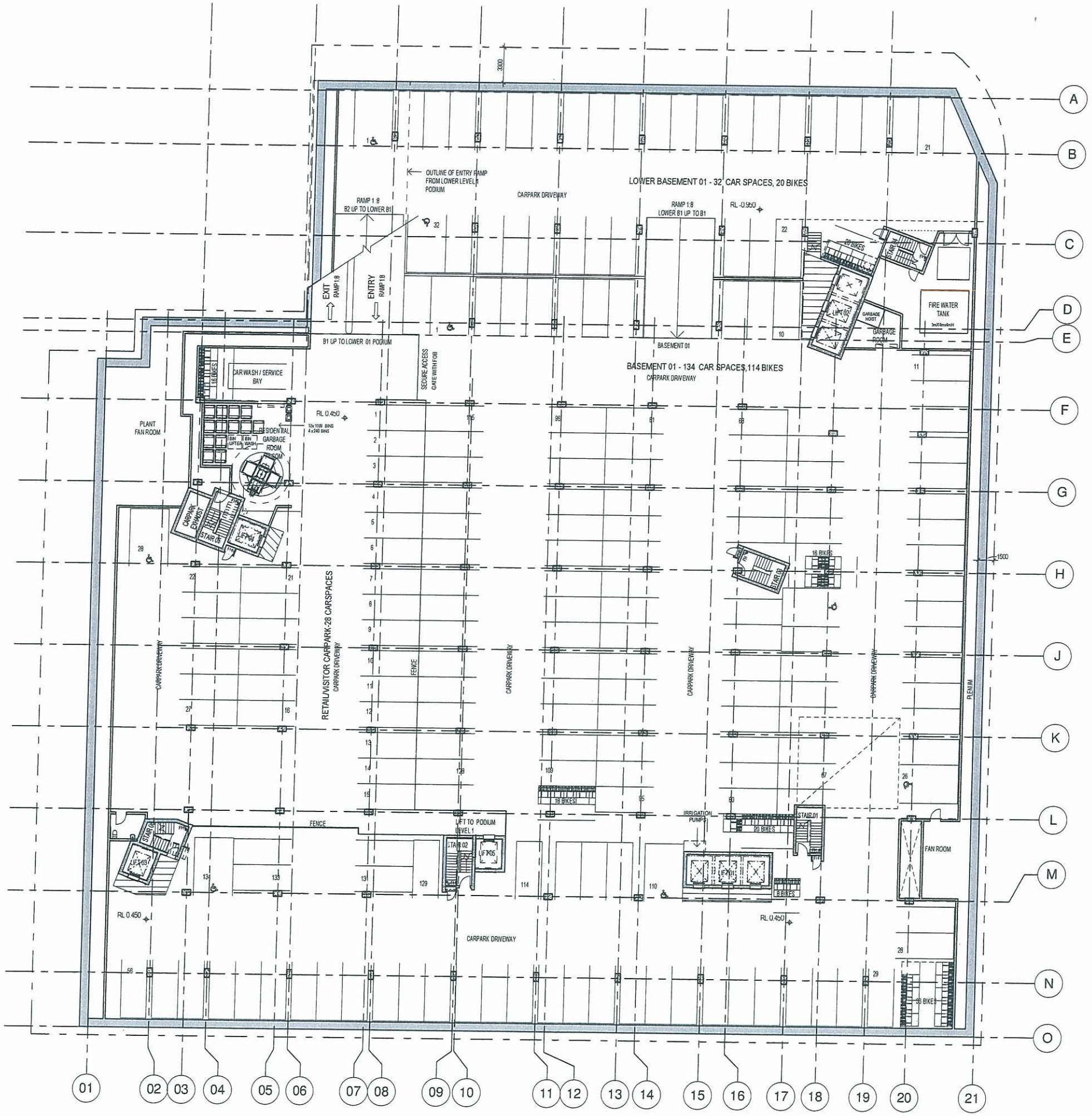

NOTES: DA

1. DESIGN RESOLUTION

1.1 The drawings represent general architectural intent for the purpose of this development application only.
1.2 The internal layout is shown indicatively and is subject to further design development.
1.3 The dimensions shown are general only and are subject to further design resolution.
1.4 Location of car park entry point is general only and will be confirmed and dimensioned at later stage.
1.5 The size and position of louvre sun screens is indicative and shown in open and closed positions.
1.6 Ceiling RL (where shown) indicates general ceiling design level only, which does account for services bulkheads or similar partial ceiling protrusions.
1.7 Landscape component is shown indicatively only and subject to further design development at later stage.
1.8 Location of plant, equipment and services on drawings is general and indicative only, and does not include minor elements, such as vent pipes, flues, aerials, etc.

2. GRAPHIC PRESENTATION

2.1 Colours presented on drawings are generic only and indicative of the architectural design intent. Some colour distortion may also occur in the printing process.

3. EXISTING STRUCTURES AND SERVICES

3.1 Extent and location of existing structures and services is according to the available survey information and will need to be verified on site at later stage.
3.2 All unchanged site levels are as per the existing survey information

Legend: DA

A/C	air conditioner
ACCESS	accessible toilets
CLNR	cleaners room
F	female toilets
FH	fire hydrant
FHR	fire hose reel
L	aluminium louvres
M	male toilets
RL	relative level
1B, 2B,..	1 bedroom, 2 bedroom, .. units

Bicycle Schedule

Level	No. of Bicycles
Basement 03	264
Basement 02	192
Basement 01	134
Level 01 Podium	4 (VISITORS)
Total	**594**

Note: The final locations of the bicycle racks will be confirmed during the design development process.

PLANS AND DOCUMENTS referred to in the ULDA APPROVAL dated 6/5/11

C:\Projects\DA Local\8700_Podium & Building_Continuation of DA_Jessica.rvt

date	rev	amendment
05-11-10	A	DEVELOPMENT APPLICATION
25-03-11	B	FINAL ULDA AMENDMENTS

project:
19 HERCULES STREET
Hamilton, Brisbane

Copyright of the design and other information shown here is owned by bpa pty. ltd. Reproduction or use of the design by any party for any purpose is expressly forbidden without the written permission of bpa pty ltd.

architect:
Mirvac Design
architects
planners
interior designers
Level 28, 80 Margaret St
Sydney, NSW, 2000
tel 02 9080 8000
fax 02 9080 8181
Mirvac Design Pty. Ltd.
ABN 78 092 559 153

title:
DEVELOPMENT APPLICATION
BASEMENT 01 PLAN

drawn: FA / ST
approved: MY
job no 8700
lot no:
Scale 1 : 200
date: 05/11/10
scale @ A1:As indicated
drawing no: DA 04
rev: B

25/03/2011 11:35:26 AM

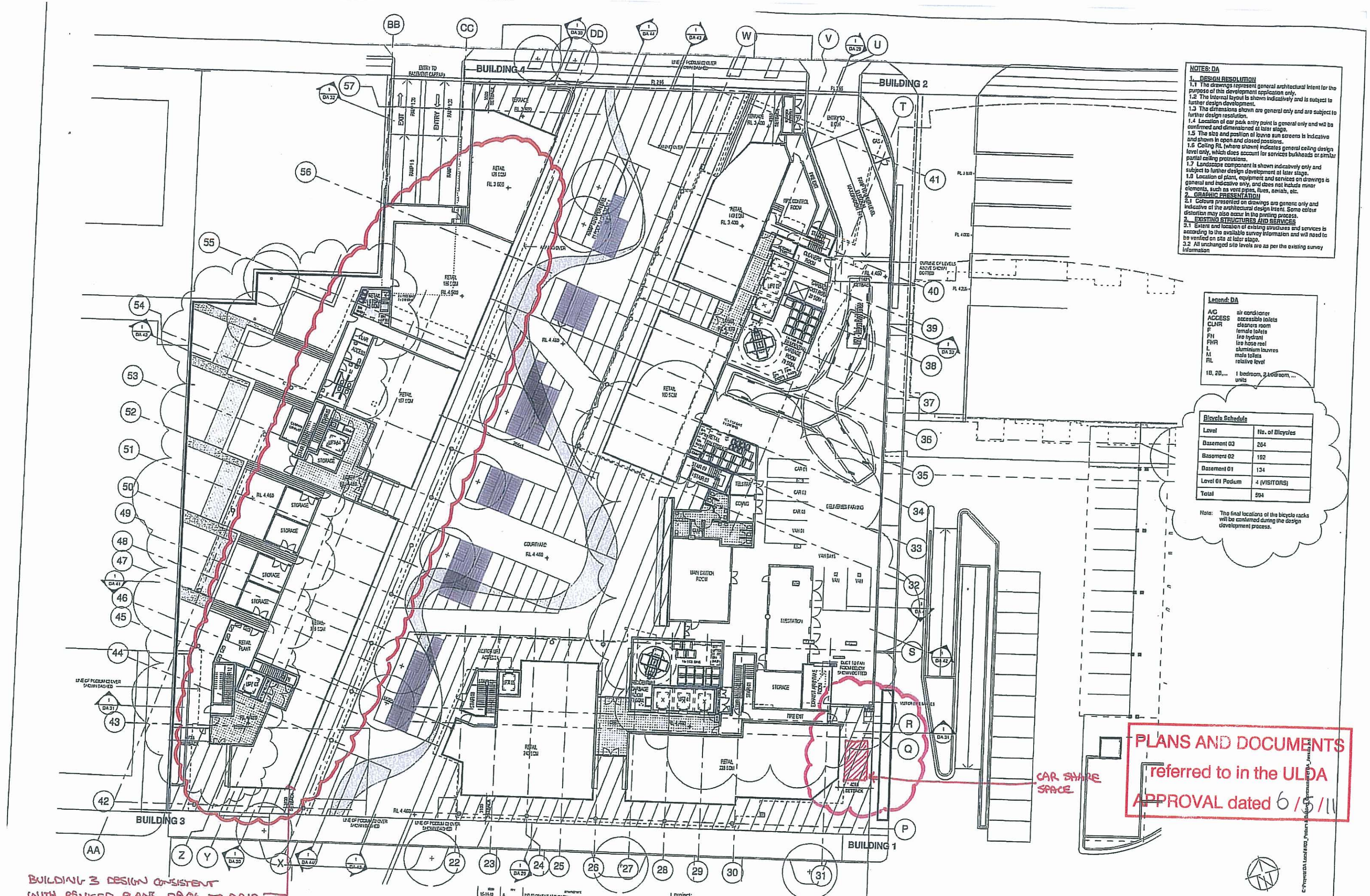
BUILDING 4
BUILDING 2
BUILDING 3
BUILDING 1
RETAIL
STORAGE
COURTYARD
CAR SHARE SPACE
BUILDING 3 DESIGN CONSISTENT WITH REVISED PLANS DA06 TO DA12
PLANS AND DOCUMENTS referred to in the UDA APPROVAL dated 6/5/11
NOTES: DA
1. DESIGN RESOLUTION
1.1 The drawings represent general architectural intent for the purpose of this development application only.
1.2 The internal layout is shown indicatively and is subject to further design development.
1.3 The dimensions shown are general only and are subject to further design resolution.
1.4 Location of car park entry point is general only and will be confirmed and dimensioned at later stage.
1.5 The size and position of louvre sun screens is indicative and shown in open and closed positions.
1.6 Ceiling RL (where shown) indicates general ceiling design level only, which does account for services bulkheads or similar partial ceiling protrusions.
1.7 Landscape component is shown indicatively only and subject to further design development at later stage.
1.8 Location of plant, equipment and services on drawings is general and indicative only, and does not include minor elements, such as vent pipes, flues, aerials, etc.
2. GRAPHIC PRESENTATION
2.1 Colours presented on drawings are generic only and indicative of the architectural design intent. Some colour distortion may also occur in the printing process.
3. EXISTING STRUCTURES AND SERVICES
3.1 Extent and location of existing structures and services is according to the available survey information and will need to be verified on site at later stage.
3.2 All unchanged site levels are as per the existing survey information
Legend: DA
A/C air conditioner
ACCESS accessible toilets
CLNR cleaners room
F female toilets
FH fire hydrant
FHR fire hose reel
L aluminium louvres
M male toilets
RL relative level
1B, 2B,... 1 bedroom, 2 bedroom, ... units
Bicycle Schedule
Level | No. of Bicycles
Basement 03 | 264
Basement 02 | 192
Basement 01 | 134
Level 01 Podium | 4 (VISITORS)
Total | 594
Note: The final locations of the bicycle racks will be confirmed during the design development process.
project: 19 HERCULES STREET
Hamilton, Brisbane
architect: Mirvac Design
mirvac
title: DEVELOPMENT APPLICATION LEVEL 01 PODIUM PLAN
drawn: FA
approved: MT
job no 8700
date: 05/11/10
scale @ A1: As indicated
lot no:
drawing no: DA 05
rev: C

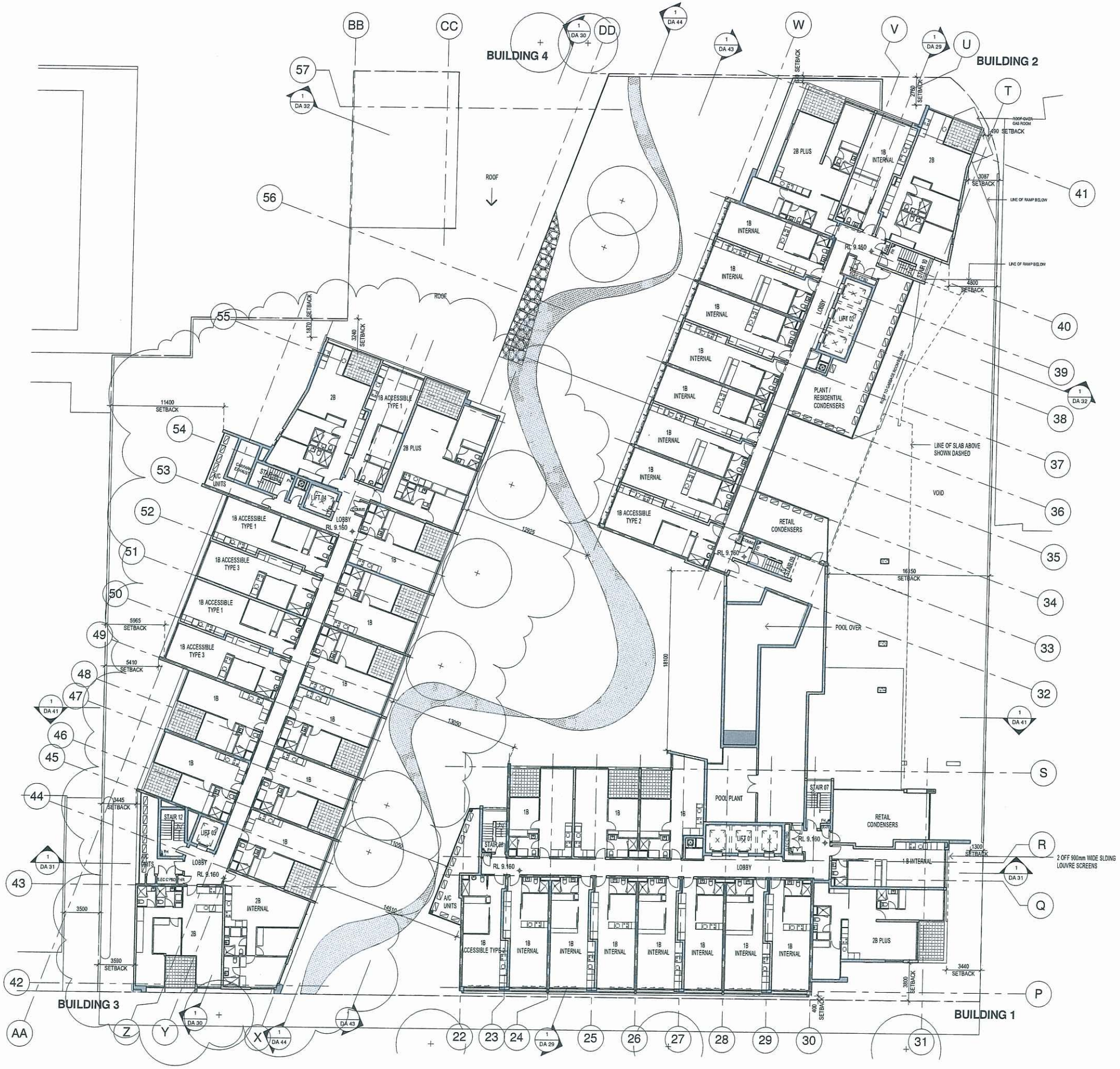

NOTES: DA

1. DESIGN RESOLUTION

1.1 The drawings represent general architectural intent for the purpose of this development application only.
1.2 The internal layout is shown indicatively and is subject to further design development.
1.3 The dimensions shown are general only and are subject to further design resolution.
1.4 Location of car park entry point is general only and will be confirmed and dimensioned at later stage.
1.5 The size and position of louvre sun screens is indicative and shown in open and closed positions.
1.6 Ceiling RL (where shown) indicates general ceiling design level only, which does account for services bulkheads or similar partial ceiling protrusions.
1.7 Landscape component is shown indicatively only and subject to further design development at later stage.
1.8 Location of plant, equipment and services on drawings is general and indicative only, and does not include minor elements, such as vent pipes, flues, aerials, etc.

2. GRAPHIC PRESENTATION

2.1 Colours presented on drawings are generic only and indicative of the architectural design intent. Some colour distortion may also occur in the printing process.

3. EXISTING STRUCTURES AND SERVICES

3.1 Extent and location of existing structures and services is according to the available survey information and will need to be verified on site at later stage.
3.2 All unchanged site levels are as per the existing survey information

Legend: DA

A/C	air conditioner
ACCESS	accessible toilets
CLNR	cleaners room
F	female toilets
FH	fire hydrant
FHR	fire hose reel
L	aluminium louvres
M	male toilets
RL	relative level
1B, 2B,...	1 bedroom, 2 bedroom, ... units

PLANS AND DOCUMENTS referred to in the ULDA APPROVAL dated 6/5/11

C:\Projects\DA Local\8700_Podium & Building_Continuation of DA_Jessica.rvt

date	rev	amendment
05-11-10	A	DEVELOPMENT APPLICATION
11-01-11	B	ULDA AMENDMENTS
25-03-11	C	FINAL ULDA AMENDMENTS
28.04.11	D	ULDA AMENDMENTS

project:
19 HERCULES STREET
Hamilton, Brisbane

Copyright of the design and other information shown here is owned by hpa pty. ltd. Reproduction or use of the design by any party for any purpose is expressly forbidden without the written permission of hpa pty. ltd.

architect:
Mirvac Design
architects
planners
interior designers
Level 28, 60 Margaret St.
Sydney, NSW, 2000
tel. 02 9080 8000
fax. 02 9080 8181
Mirvac Design Pty. Ltd.
ABN 78 003 359 153

title:
DEVELOPMENT APPLICATION
LEVEL 02 PLAN

drawn: FA / JG
approved: MY
Scale 1 : 200
job no: 8700
date: 05/11/10
scale @ A1: As indicated
lot no:
drawing no: DA 06
rev: D

4/05/2011 2:29:07 PM

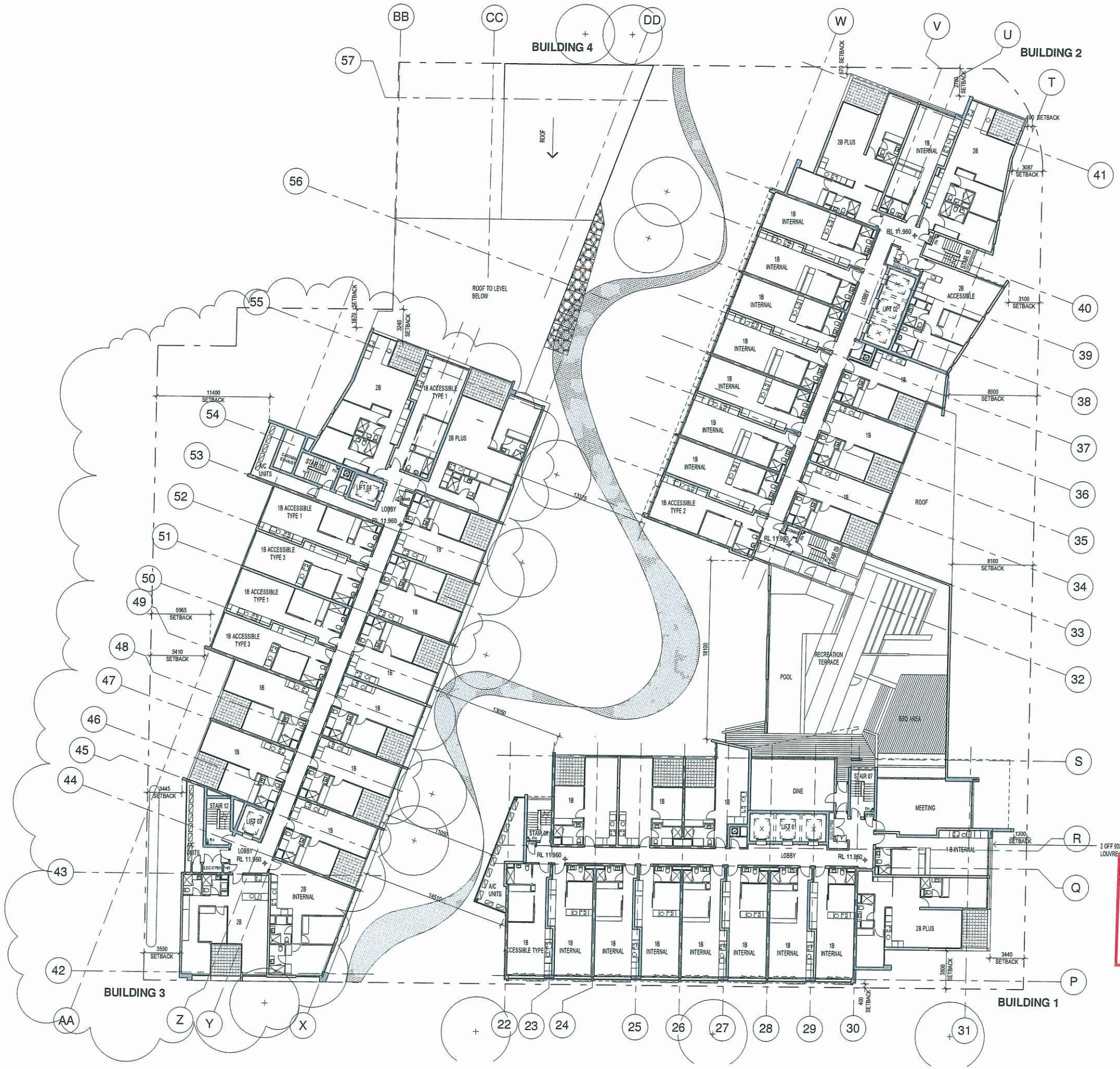

NOTES: DA

1. DESIGN RESOLUTION

1.1 The drawings represent general architectural intent for the purpose of this development application only.
1.2 The internal layout is shown indicatively and is subject to further design development.
1.3 The dimensions shown are general only and are subject to further design resolution.
1.4 Location of car park entry point is general only and will be confirmed and dimensioned at later stage.
1.5 The size and position of louvre sun screens is indicative and shown in open and closed positions.
1.6 Ceiling RL (where shown) indicates general ceiling design level only, which does account for services bulkheads or similar partial ceiling protrusions.
1.7 Landscape component is shown indicatively only and subject to further design development at later stage.
1.8 Location of plant, equipment and services on drawings is general and indicative only, and does not include minor elements, such as vent pipes, flues, aerials, etc.

2. GRAPHIC PRESENTATION

2.1 Colours presented on drawings are generic only and indicative of the architectural design intent. Some colour distortion may also occur in the printing process.

3. EXISTING STRUCTURES AND SERVICES

3.1 Extent and location of existing structures and services is according to the available survey information and will need to be verified on site at later stage.
3.2 All unchanged site levels are as per the existing survey information

Legend: DA

A/C	air conditioner
ACCESS	accessible toilets
CLNR	cleaners room
F	female toilets
FH	fire hydrant
FHR	fire hose reel
L	aluminium louvres
M	male toilets
RL	relative level
1B, 2B,...	1 bedroom, 2 bedroom, ... units

PLANS AND DOCUMENTS referred to in the ULDA APPROVAL dated 6/5/11

C:\Projects\DA Local\8700_Podium & Eastern Continuation of DA_Jessica.rvt

date	rev	amendment
05-11-10	A	DEVELOPMENT APPLICATION
11-01-11	B	ULDA AMENDMENTS
25-03-11	C	FINAL ULDA AMENDMENTS
28.04.11	D	ULDA AMENDMENTS

project:
19 HERCULES STREET
Hamilton, Brisbane

Copyright of the design and other information shown here is owned by hpa pty. ltd. Reproduction or use of the design by any party for any purpose is expressly forbidden without the written permission of hpa pty. ltd.

architect:
Mirvac Design
architects
planners
interior designers
Level 26, 60 Margaret St.
Sydney, NSW, 2000
tel. 02 9080 8000
fax. 02 9080 8181
Mirvac Design Pty. Ltd.
ABN 78 003 359 153

title:
DEVELOPMENT APPLICATION
LEVEL 03 PLAN

drawn: FA / JG
approved: MY
job no: 8700
lot no:
Scale 1 : 200
date: 05/11/10
scale @ A1: As indicated
drawing no: DA 07
rev: D

4/05/2011 2:20:35 PM

NOTES: DA

1. DESIGN RESOLUTION

1.1 The drawings represent general architectural intent for the purpose of this development application only.
1.2 The internal layout is shown indicatively and is subject to further design development.
1.3 The dimensions shown are general only and are subject to further design resolution.
1.4 Location of car park entry point is general only and will be confirmed and dimensioned at later stage.
1.5 The size and position of louvre sun screens is indicative and shown in open and closed positions.
1.6 Ceiling RL (where shown) indicates general ceiling design level only, which does account for services bulkheads or similar partial ceiling protrusions.
1.7 Landscape component is shown indicatively only and subject to further design development at later stage.
1.8 Location of plant, equipment and services on drawings is general and indicative only, and does not include minor elements, such as vent pipes, flues, aerials, etc.

2. GRAPHIC PRESENTATION

2.1 Colours presented on drawings are generic only and indicative of the architectural design intent. Some colour distortion may also occur in the printing process.

3. EXISTING STRUCTURES AND SERVICES

3.1 Extent and location of existing structures and services is according to the available survey information and will need to be verified on site at later stage.
3.2 All unchanged site levels are as per the existing survey information

Legend: DA

A/C	air conditioner
ACCESS	accessible toilets
CLNR	cleaners room
F	female toilets
FH	fire hydrant
FHR	fire hose reel
L	aluminium louvres
M	male toilets
RL	relative level
1B, 2B,...	1 bedroom, 2 bedroom, ... units

PLANS AND DOCUMENTS referred to in the ULDA APPROVAL dated 6/5/1

date	rev	amendment
05-11-10	A	DEVELOPMENT APPLICATION
11-01-11	B	ULDA AMENDMENTS
25-03-11	C	FINAL ULDA AMENDMENTS
28.04.11	D	ULDA AMENDMENTS

project:
19 HERCULES STREET
Hamilton, Brisbane

Copyright of the design and other information shown here is owned by hpa pty. ltd. Reproduction or use of the design by any party for any purpose is expressly forbidden without the written permission of hpa pty. ltd.

architect:
Mirvac Design
architects
planners
interior designers
Level 26, 60 Margaret St.
Sydney, NSW, 2000
tel.: 02 9080 8000
fax: 02 9080 8181
Mirvac Design Pty. Ltd.
ABN 78 003 359 153
mirvac

title:
DEVELOPMENT APPLICATION
LEVEL 04 PLAN

drawn: FA / JG
approved: MY
job no: 8700
date: 05/11/10
scale @ A1: As indicated
lot no:
drawing no: DA 08
rev: D

C:\Projects\DA Local\8700_Podium & Building Commission of DA_Jessica.rvt
4/05/2011 2:22:45 PM

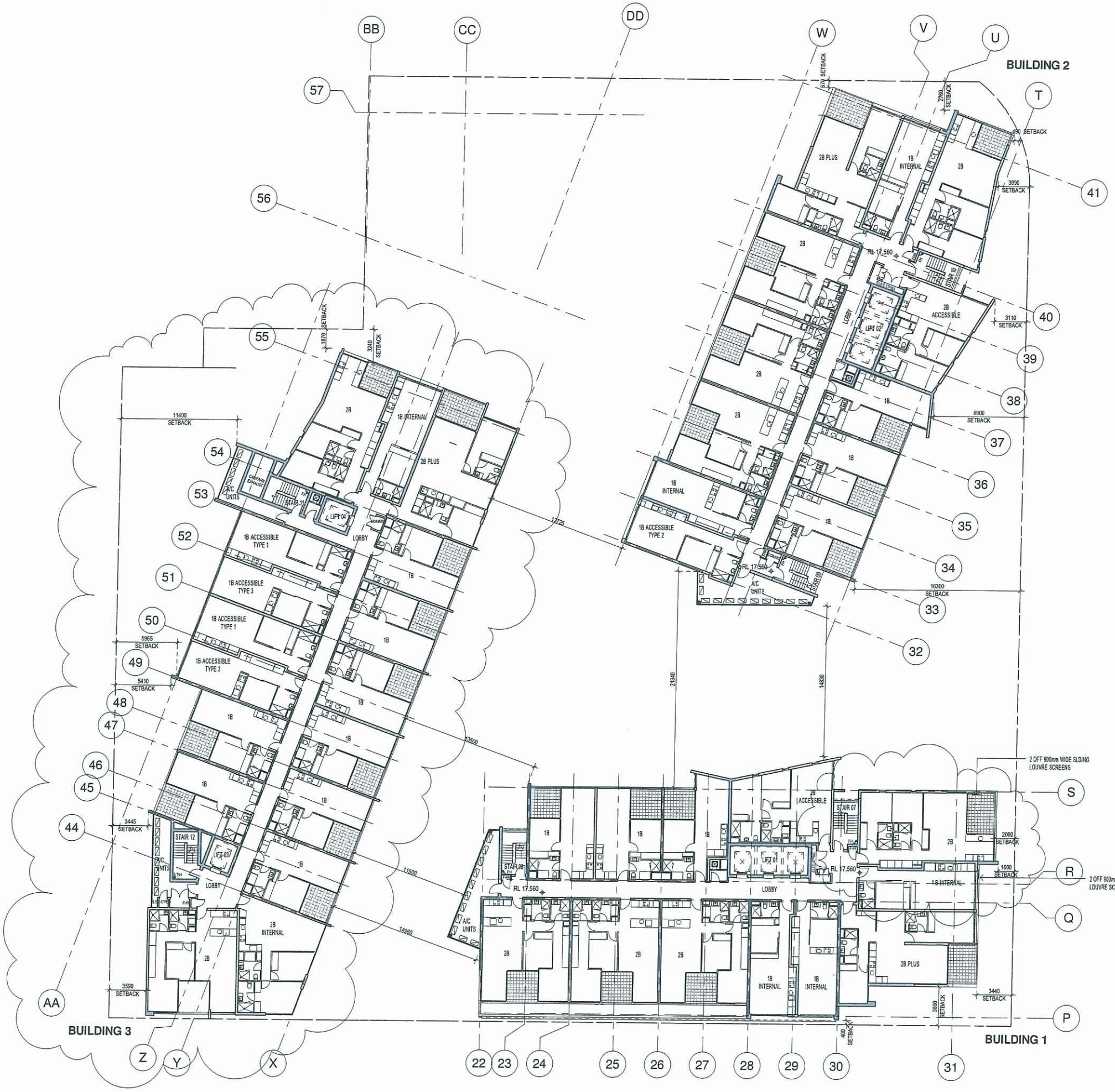

NOTES: DA

1. DESIGN RESOLUTION

1.1 The drawings represent general architectural intent for the purpose of this development application only.
1.2 The internal layout is shown indicatively and is subject to further design development.
1.3 The dimensions shown are general only and are subject to further design resolution.
1.4 Location of car park entry point is general only and will be confirmed and dimensioned at later stage.
1.5 The size and position of louvre sun screens is indicative and shown in open and closed positions.
1.6 Ceiling RL (where shown) indicates general ceiling design level only, which does account for services bulkheads or similar partial ceiling protrusions.
1.7 Landscape component is shown indicatively only and subject to further design development at later stage.
1.8 Location of plant, equipment and services on drawings is general and indicative only, and does not include minor elements, such as vent pipes, flues, aerials, etc.

2. GRAPHIC PRESENTATION

2.1 Colours presented on drawings are generic only and indicative of the architectural design intent. Some colour distortion may also occur in the printing process.

3. EXISTING STRUCTURES AND SERVICES

3.1 Extent and location of existing structures and services is according to the available survey information and will need to be verified on site at later stage.
3.2 All unchanged site levels are as per the existing survey information

Legend: DA

A/C	air conditioner
ACCESS	accessible toilets
CLNR	cleaners room
F	female toilets
FH	fire hydrant
FHR	fire hose reel
L	aluminium louvres
M	male toilets
RL	relative level
1B, 2B,...	1 bedroom, 2 bedroom, ... units

PLANS AND DOCUMENTS referred to in the ULDA APPROVAL dated 6/5/11

date	rev	amendment
05-11-10	A	DEVELOPMENT APPLICATION
11-01-11	B	ULDA AMENDMENTS
25-03-11	C	FINAL ULDA AMENDMENTS
28.04.11	D	ULDA AMENDMENTS

project:
19 HERCULES STREET
Hamilton, Brisbane

Copyright of the design and other information shown here is owned by hpa pty. ltd. Reproduction or use of the design by any party for any purpose is expressly forbidden without the written permission of hpa pty. ltd.

architect:
Mirvac Design
architects
planners
interior designers
Level 28, 60 Margaret St.
Sydney, NSW, 2000
tel. 02 9080 8000
fax. 02 9080 8181
Mirvac Design Pty. Ltd.
ABN 78 003 359 153
mirvac

title:
DEVELOPMENT APPLICATION
LEVEL 05 PLAN

drawn: FA / JG
approved: MY
job no: 8700
date: 05/11/10
scale @ A1: As indicated
lot no:
drawing no: DA 09
rev: D

C:\Projects\DA Local\8700_Podium & Buildings\Commissioned\DA_Amendments.dwg
4/05/2011 11:32:01 AM

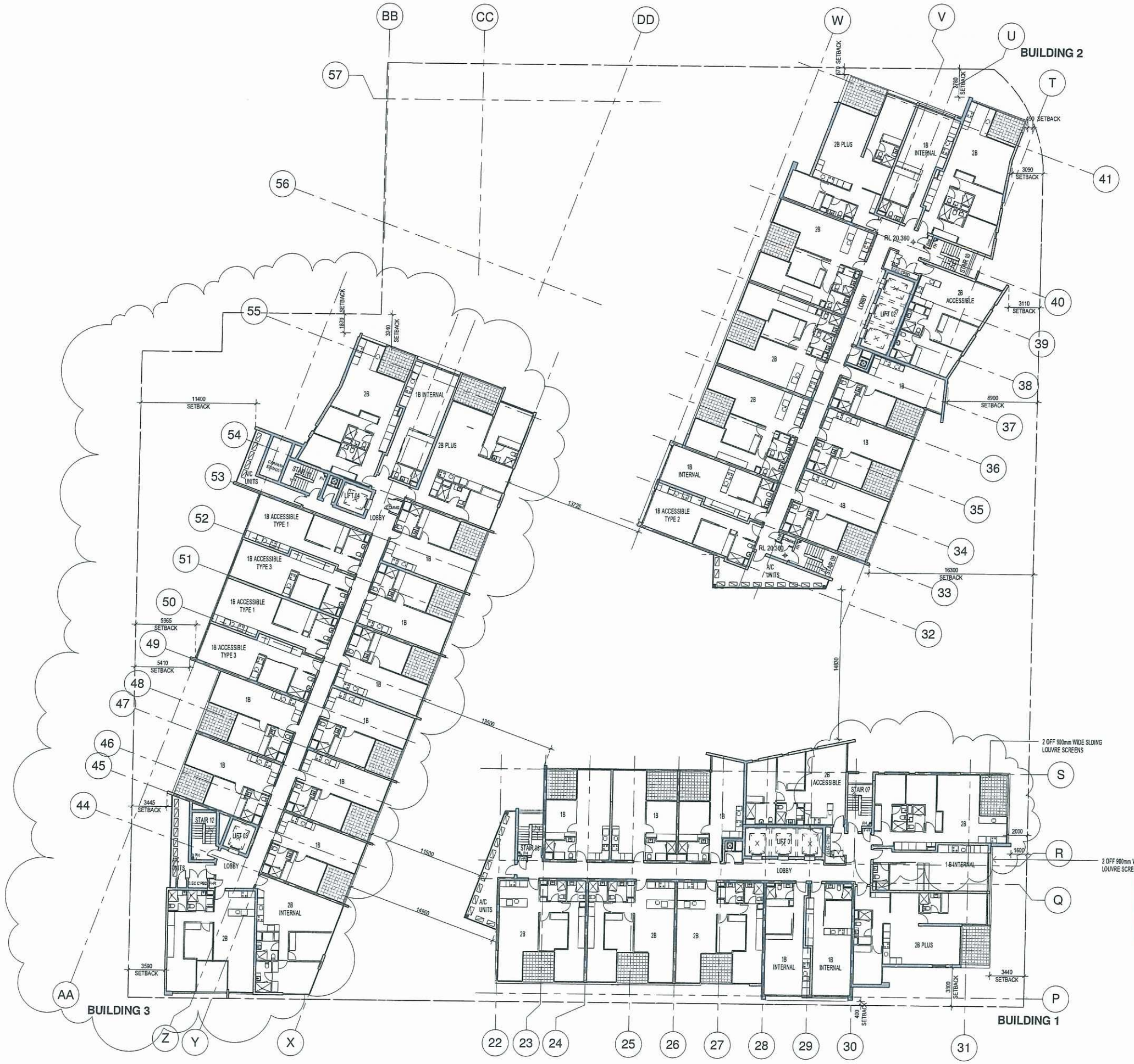

NOTES: DA

1. DESIGN RESOLUTION

1.1 The drawings represent general architectural intent for the purpose of this development application only.
1.2 The internal layout is shown indicatively and is subject to further design development.
1.3 The dimensions shown are general only and are subject to further design resolution.
1.4 Location of car park entry point is general only and will be confirmed and dimensioned at later stage.
1.5 The size and position of louvre sun screens is indicative and shown in open and closed positions.
1.6 Ceiling RL (where shown) indicates general ceiling design level only, which does account for services bulkheads or similar partial ceiling protrusions.
1.7 Landscape component is shown indicatively only and subject to further design development at later stage.
1.8 Location of plant, equipment and services on drawings is general and indicative only, and does not include minor elements, such as vent pipes, flues, aerials, etc.

2. GRAPHIC PRESENTATION

2.1 Colours presented on drawings are generic only and indicative of the architectural design intent. Some colour distortion may also occur in the printing process.

3. EXISTING STRUCTURES AND SERVICES

3.1 Extent and location of existing structures and services is according to the available survey information and will need to be verified on site at later stage.
3.2 All unchanged site levels are as per the existing survey information

Legend: DA

A/C	air conditioner
ACCESS	accessible toilets
CLNR	cleaners room
F	female toilets
FH	fire hydrant
FHR	fire hose reel
L	aluminium louvres
M	male toilets
RL	relative level
1B, 2B,...	1 bedroom, 2 bedroom, ... units

PLANS AND DOCUMENTS referred to in the ULDA APPROVAL dated 6/5/11

date	rev	amendment
05-11-10	A	DEVELOPMENT APPLICATION
11-01-11	B	ULDA AMENDMENTS
25-03-11	C	FINAL ULDA AMENDMENTS
28.04.11	D	ULDA AMENDMENTS

project:
19 HERCULES STREET
Hamilton, Brisbane

Copyright of the design and other information shown here is owned by hpa pty. ltd. Reproduction or use of the design by any party for any purpose is expressly forbidden without the written permission of hpa pty. ltd.

architect:
Mirvac Design
architects
planners
interior designers
Level 26, 60 Margaret St.
Sydney, NSW, 2000
tel. 02 9080 8000
fax. 02 9080 8181
Mirvac Design Pty. Ltd.
ABN 78 003 359 153

title:
DEVELOPMENT APPLICATION
LEVEL 06 PLAN

drawn: FA / JG
approved: MY
job no: 8700
date: 05/11/10
scale @ A1: As indicated
lot no:
drawing no: DA 10
rev: D

C:\Projects\DA Local\8700_Podium & Building_Construction of DA_Jessica .rvt
4/05/2011 11:32:26 AM

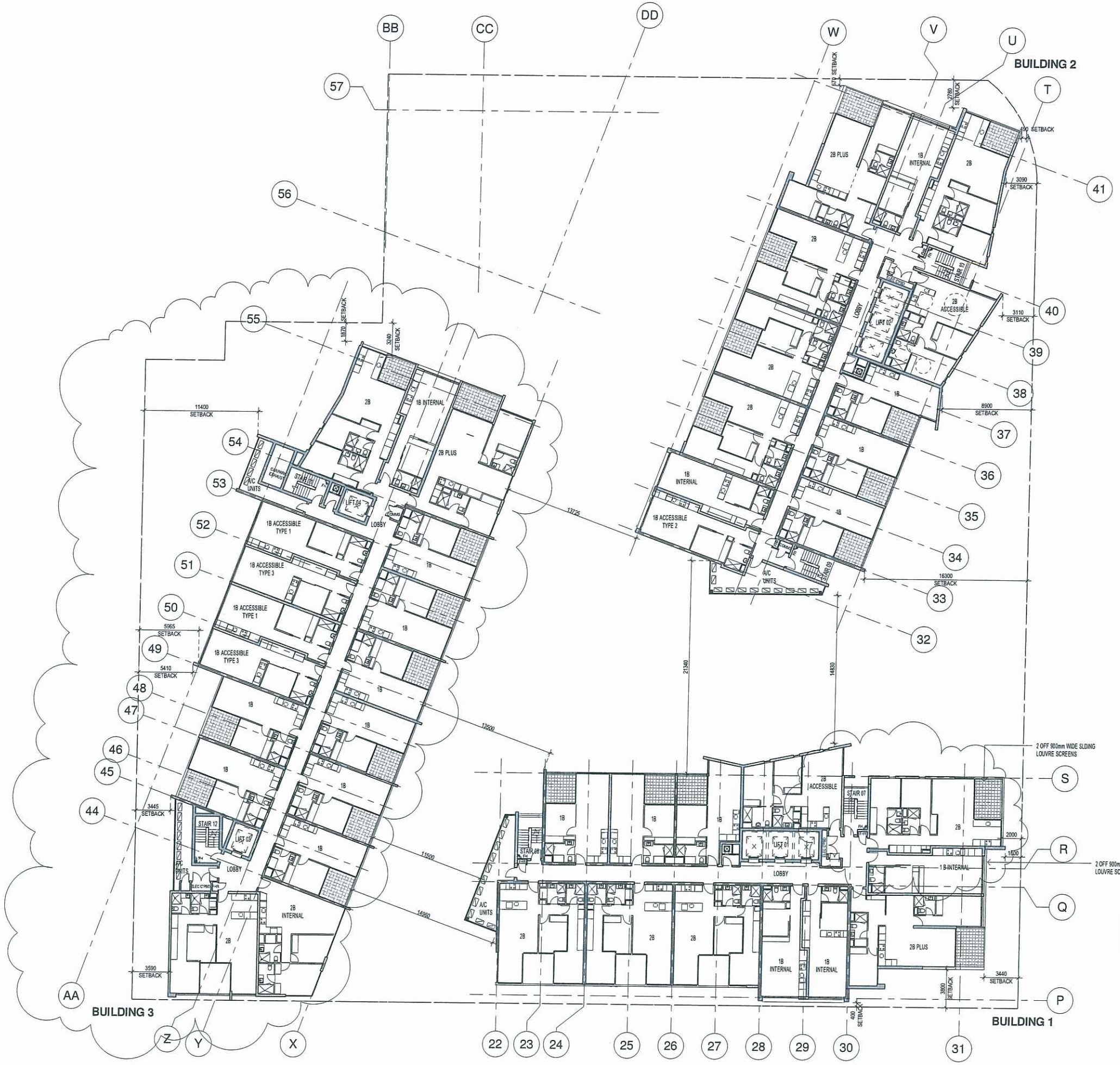

NOTES: DA

1. DESIGN RESOLUTION

1.1 The drawings represent general architectural intent for the purpose of this development application only.
1.2 The internal layout is shown indicatively and is subject to further design development.
1.3 The dimensions shown are general only and are subject to further design resolution.
1.4 Location of car park entry point is general only and will be confirmed and dimensioned at later stage.
1.5 The size and position of louvre sun screens is indicative and shown in open and closed positions.
1.6 Ceiling RL (where shown) indicates general ceiling design level only, which does account for services bulkheads or similar partial ceiling protrusions.
1.7 Landscape component is shown indicatively only and subject to further design development at later stage.
1.8 Location of plant, equipment and services on drawings is general and indicative only, and does not include minor elements, such as vent pipes, flues, aerials, etc.

2. GRAPHIC PRESENTATION

2.1 Colours presented on drawings are generic only and indicative of the architectural design intent. Some colour distortion may also occur in the printing process.

3. EXISTING STRUCTURES AND SERVICES

3.1 Extent and location of existing structures and services is according to the available survey information and will need to be verified on site at later stage.
3.2 All unchanged site levels are as per the existing survey information

Legend: DA

A/C	air conditioner
ACCESS	accessible toilets
CLNR	cleaners room
F	female toilets
FH	fire hydrant
FHR	fire hose reel
L	aluminium louvres
M	male toilets
RL	relative level
1B, 2B,...	1 bedroom, 2 bedroom, ... units

PLANS AND DOCUMENTS referred to in the ULDA APPROVAL dated 6/5/11

C:\Projects\DA Local\8700_Podium & Building_Conversion of DA_Jessica.rvt

date	rev	amendment
05-11-10	A	DEVELOPMENT APPLICATION
11-01-11	B	ULDA AMENDMENTS
25-03-11	C	FINAL ULDA AMENDMENTS
28.04.11	D	ULDA AMENDMENTS

project:
19 HERCULES STREET
Hamilton, Brisbane

Copyright of the design and other information shown here is owned by fjpa pty. ltd. Reproduction or use of the design by any party for any purpose is expressly forbidden without the written permission of fjpa pty. ltd.

architect:
Mirvac Design
architects
planners
interior designers
Level 26, 60 Margaret St.
Sydney, NSW, 2000
tel. 02 9080 8000
fax. 02 9080 8181
Mirvac Design Pty. Ltd.
ABN 78 003 359 153
mirvac

title:
DEVELOPMENT APPLICATION
LEVEL 07 - 08 PLAN

drawn: FA / JG
approved: MY
job no: 8700
date: 05/11/10
scale @ A1: As indicated
lot no:
drawing no: DA 11
rev: D

4/05/2011 11:33:16 AM

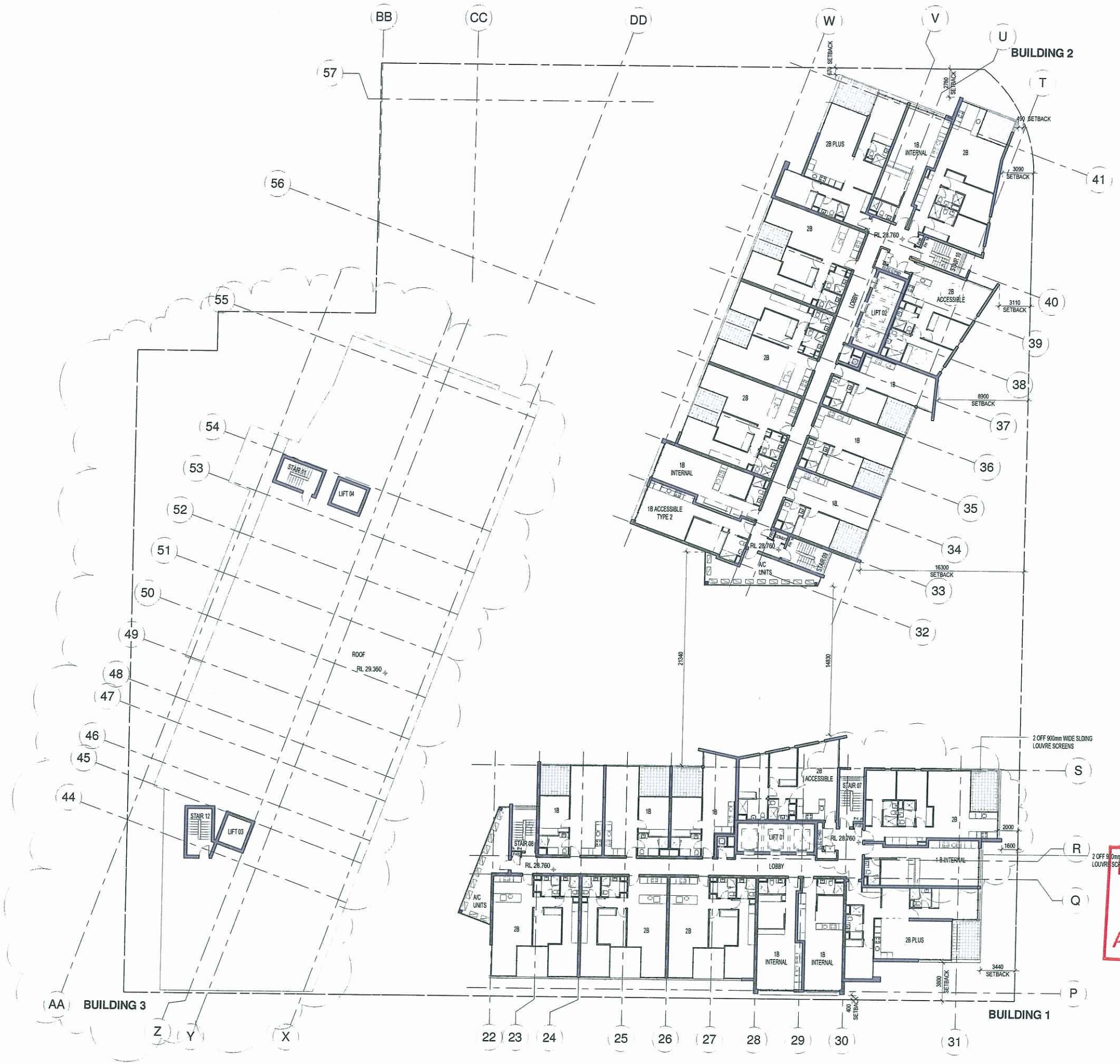

NOTES: DA

1. DESIGN RESOLUTION

1.1 The drawings represent general architectural intent for the purpose of this development application only.
1.2 The internal layout is shown indicatively and is subject to further design development.
1.3 The dimensions shown are general only and are subject to further design resolution.
1.4 Location of car park entry point is general only and will be confirmed and dimensioned at later stage.
1.5 The size and position of louvre sun screens is indicative and shown in open and closed positions.
1.6 Ceiling RL (where shown) indicates general ceiling design level only, which does account for services bulkheads or similar partial ceiling protrusions.
1.7 Landscape component is shown indicatively only and subject to further design development at later stage.
1.8 Location of plant, equipment and services on drawings is general and indicative only, and does not include minor elements, such as vent pipes, flues, aerials, etc.

2. GRAPHIC PRESENTATION

2.1 Colours presented on drawings are generic only and indicative of the architectural design intent. Some colour distortion may also occur in the printing process.

3. EXISTING STRUCTURES AND SERVICES

3.1 Extent and location of existing structures and services is according to the available survey information and will need to be verified on site at later stage.
3.2 All unchanged site levels are as per the existing survey information

Legend: DA

A/C	air conditioner
ACCESS	accessible toilets
CLNR	cleaners room
F	female toilets
FH	fire hydrant
FHR	fire hose reel
L	aluminium louvres
M	male toilets
RL	relative level
1B, 2B,...	1 bedroom, 2 bedroom, ... units

PLANS AND DOCUMENTS referred to in the ULDA APPROVAL dated 6/5/11

date	rev	amendment
05-11-10	A	DEVELOPMENT APPLICATION
11-01-11	B	ULDA AMENDMENTS
25-03-11	C	FINAL ULDA AMENDMENTS
28.04.11	D	ULDA AMENDMENTS

project:
19 HERCULES STREET
Hamilton, Brisbane

Copyright of the design and other information shown here is owned by hpa pty. ltd. Reproduction or use of the design by any party for any purpose is expressly forbidden without the written permission of hpa pty. ltd.

architect:
Mirvac Design
architects
planners
interior designers
Level 26, 60 Margaret St.
Sydney, NSW, 2000
tel. 02 9080 8000
fax. 02 9080 8181
Mirvac Design Pty. Ltd.
ABN 78 003 359 153

title:
DEVELOPMENT APPLICATION
LEVEL 09 PLAN

drawn: FA / JG
approved: MY
job no: 8700
date: 05/11/10
scale @ A1: As indicated
lot no:
drawing no: DA 12
rev: D

C:\PROJECTS\Continuation of DA\8700_Podium & Building_Continuation of UK_FARAH.rvt
29/04/2011 5:28:16 PM

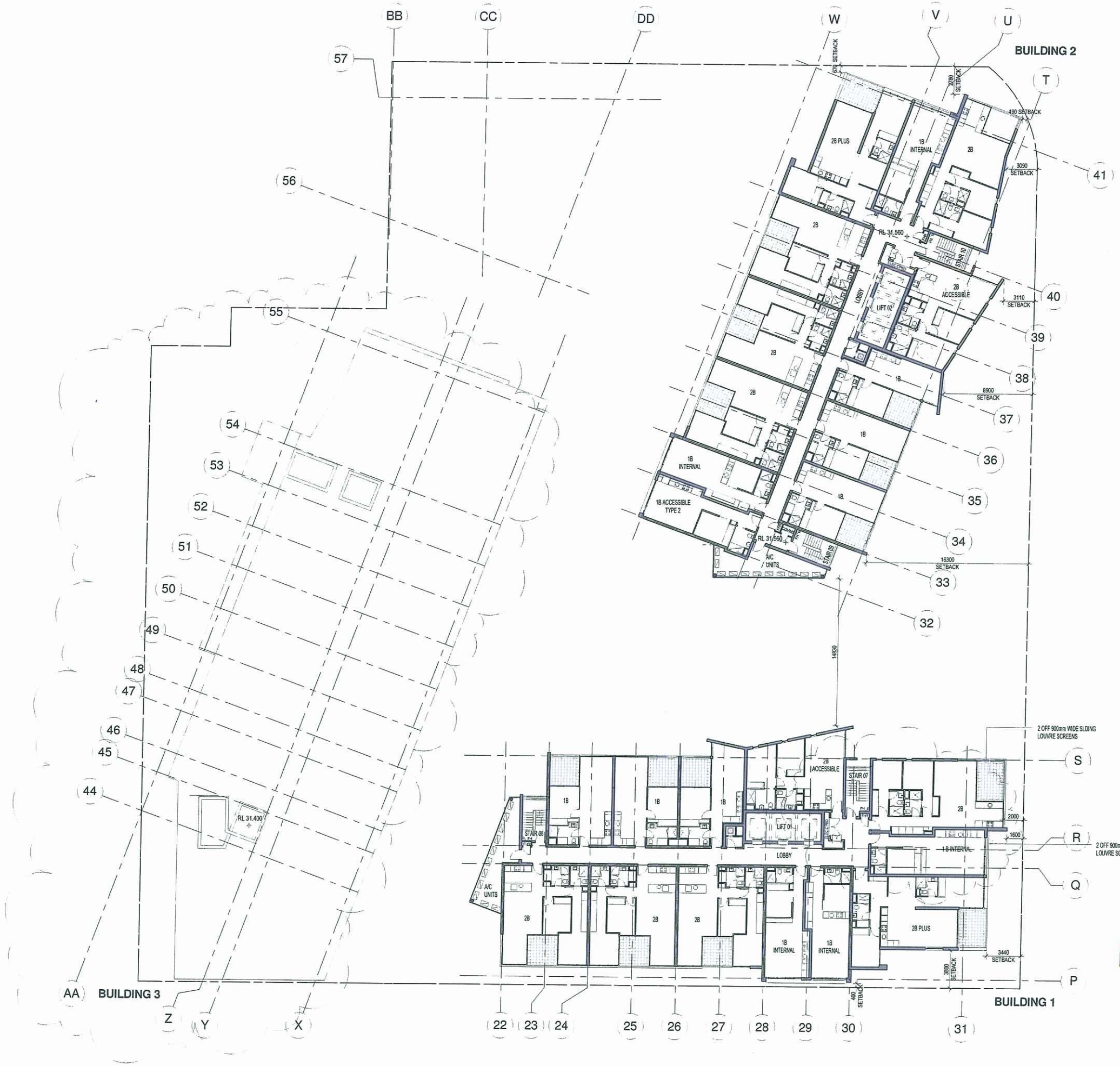

NOTES: DA

1. DESIGN RESOLUTION

1.1 The drawings represent general architectural intent for the purpose of this development application only.
1.2 The internal layout is shown indicatively and is subject to further design development.
1.3 The dimensions shown are general only and are subject to further design resolution.
1.4 Location of car park entry point is general only and will be confirmed and dimensioned at later stage.
1.5 The size and position of louvre sun screens is indicative and shown in open and closed positions.
1.6 Ceiling RL (where shown) indicates general ceiling design level only, which does account for services bulkheads or similar partial ceiling protrusions.
1.7 Landscape component is shown indicatively only and subject to further design development at later stage.
1.8 Location of plant, equipment and services on drawings is general and indicative only, and does not include minor elements, such as vent pipes, flues, aerials, etc.

2. GRAPHIC PRESENTATION

2.1 Colours presented on drawings are generic only and indicative of the architectural design intent. Some colour distortion may also occur in the printing process.

3. EXISTING STRUCTURES AND SERVICES

3.1 Extent and location of existing structures and services is according to the available survey information and will need to be verified on site at later stage.
3.2 All unchanged site levels are as per the existing survey information

Legend: DA

A/C	air conditioner
ACCESS	accessible toilets
CLNR	cleaners room
F	female toilets
FH	fire hydrant
FHR	fire hose reel
L	aluminium louvres
M	male toilets
RL	relative level
1B, 2B,...	1 bedroom, 2 bedroom, ... units

PLANS AND DOCUMENTS referred to in the ULDA APPROVAL dated 6/5/11

C:\PROJECTS\Continuation of DA\8700_Podium & Building_Continuation of DA_FA_RAH.rvt

date	rev	amendment
05-11-10	A	DEVELOPMENT APPLICATION
11-01-11	B	ULDA AMENDMENTS
25-03-11	C	FINAL ULDA AMENDMENTS
28.04.11	D	ULDA AMENDMENTS

project:
19 HERCULES STREET
Hamilton, Brisbane

Copyright of the design and other information shown here is owned by hpa pty. ltd. Reproduction or use of the design by any party for any purpose is expressly forbidden without the written permission of hpa pty. ltd.

architect:
Mirvac Design
architects
planners
interior designers
Level 26, 60 Margaret St.
Sydney, NSW, 2000
tel. 02 9080 8000
fax. 02 9080 8181
Mirvac Design Pty. Ltd.
ABN 78 003 359 153

title:
DEVELOPMENT APPLICATION
LEVEL 10 PLAN

drawn: FA / JG
approved: MY
job no: 8700
date: 05/11/10
scale @ A1: As indicated
lot no:
drawing no: DA 13
rev: D

29/04/2011 5:29:51 PM

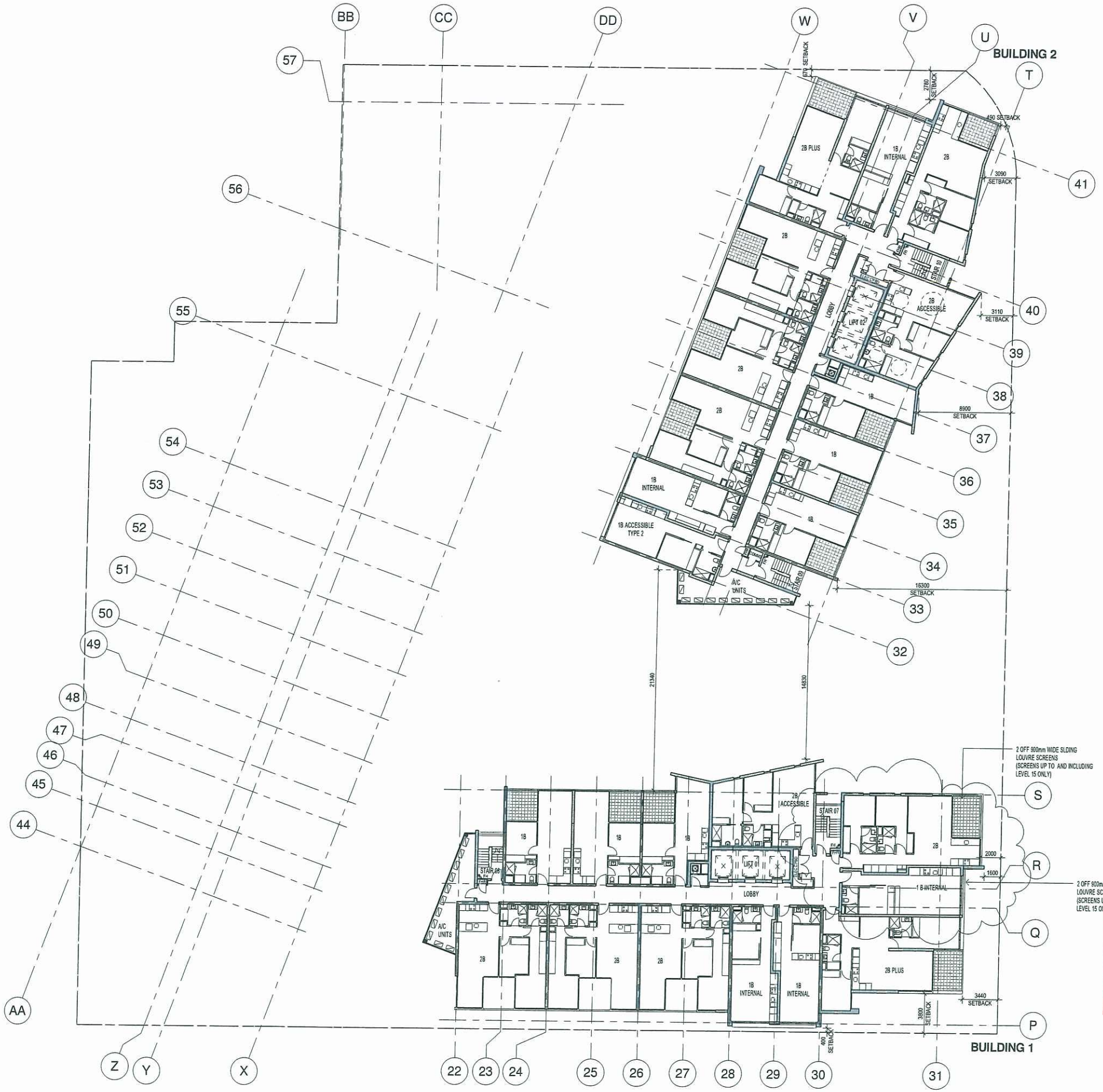

NOTES: DA

1. DESIGN RESOLUTION

1.1 The drawings represent general architectural intent for the purpose of this development application only.
1.2 The internal layout is shown indicatively and is subject to further design development.
1.3 The dimensions shown are general only and are subject to further design resolution.
1.4 Location of car park entry point is general only and will be confirmed and dimensioned at later stage.
1.5 The size and position of louvre sun screens is indicative and shown in open and closed positions.
1.6 Ceiling RL (where shown) indicates general ceiling design level only, which does account for services bulkheads or similar partial ceiling protrusions.
1.7 Landscape component is shown indicatively only and subject to further design development at later stage.
1.8 Location of plant, equipment and services on drawings is general and indicative only, and does not include minor elements, such as vent pipes, flues, aerials, etc.

2. GRAPHIC PRESENTATION

2.1 Colours presented on drawings are generic only and indicative of the architectural design intent. Some colour distortion may also occur in the printing process.

3. EXISTING STRUCTURES AND SERVICES

3.1 Extent and location of existing structures and services is according to the available survey information and will need to be verified on site at later stage.
3.2 All unchanged site levels are as per the existing survey information

Legend: DA

A/C	air conditioner
ACCESS	accessible toilets
CLNR	cleaners room
F	female toilets
FH	fire hydrant
FHR	fire hose reel
L	aluminium louvres
M	male toilets
RL	relative level
1B, 2B,..	1 bedroom, 2 bedroom, ... units

PLANS AND DOCUMENTS referred to in the ULDA APPROVAL dated 6/5/11

date	rev	amendment
05-11-10	A	DEVELOPMENT APPLICATION
11-01-11	B	ULDA AMENDMENTS
25-03-11	C	FINAL ULDA AMENDMENTS
28.04.11	D	ULDA AMENDMENTS

project:
19 HERCULES STREET
Hamilton, Brisbane

Copyright of the design and other information shown here is owned by hpa pty. ltd. Reproduction or use of the design by any party for any purpose is expressly forbidden without the written permission of hpa pty. ltd.

architect:
Mirvac Design
architects
planners
interior designers
Level 26, 60 Margaret St.
Sydney, NSW, 2000
tel. 02 9080 8000
fax. 02 9080 8181
Mirvac Design Pty. Ltd.
ABN 78 003 359 153
mirvac

title:
DEVELOPMENT APPLICATION
TYPICAL PLAN LEVEL 11 - 16

drawn: FA / JG
approved: MY
job no: 8700
date: 05/11/10
scale @ A1: As indicated
lot no:
drawing no: DA 14
rev: D

Scale 1 : 200
0 4 8 12

C:\Projects\DA Local\8700_Pudaun\Drawing_Conversions\DA_submission.dwg
4/05/2011 2:18:10 PM

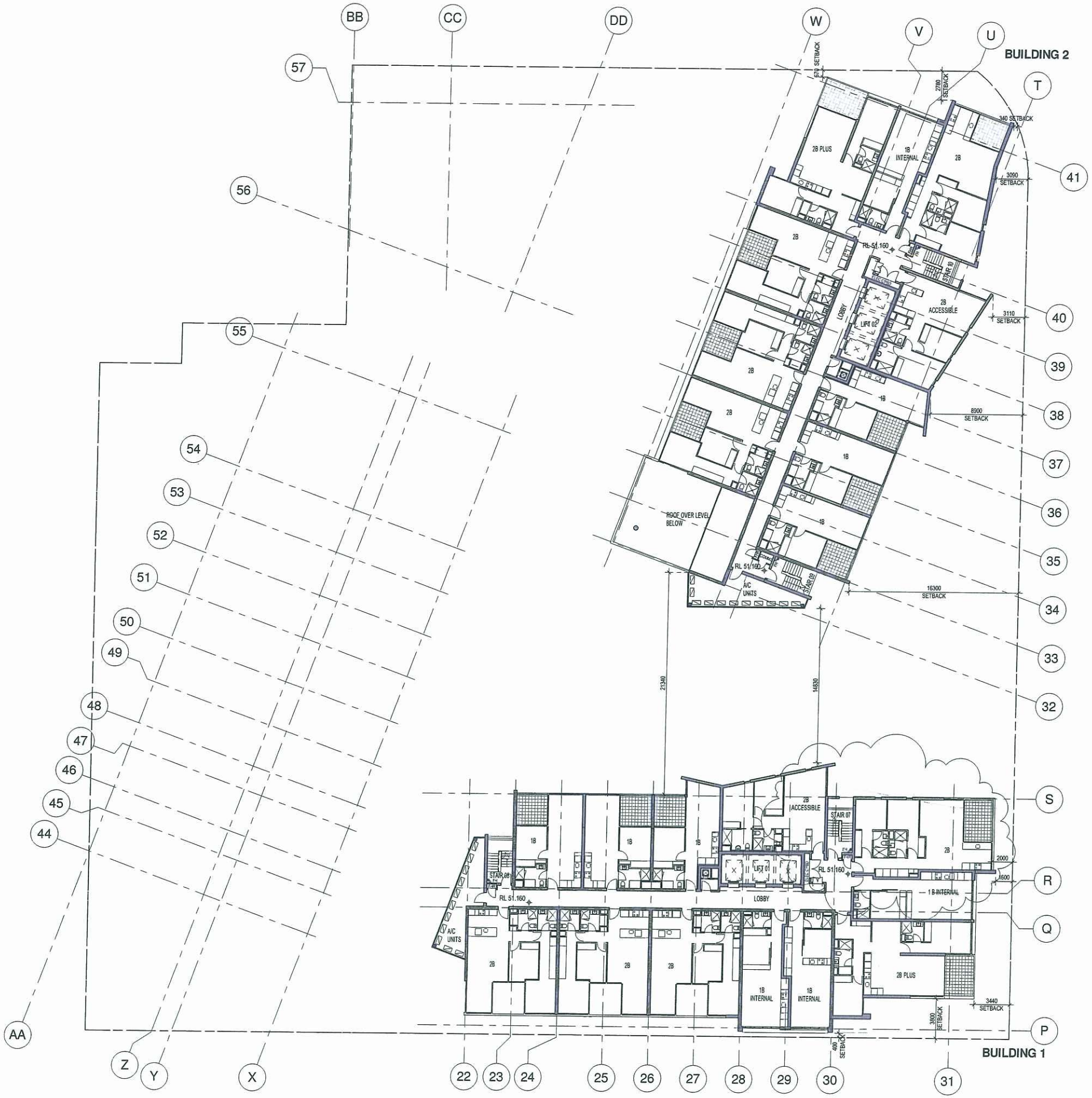

NOTES: DA

1. DESIGN RESOLUTION

1.1 The drawings represent general architectural intent for the purpose of this development application only.
1.2 The internal layout is shown indicatively and is subject to further design development.
1.3 The dimensions shown are general only and are subject to further design resolution.
1.4 Location of car park entry point is general only and will be confirmed and dimensioned at later stage.
1.5 The size and position of louvre sun screens is indicative and shown in open and closed positions.
1.6 Ceiling RL (where shown) indicates general ceiling design level only, which does account for services bulkheads or similar partial ceiling protrusions.
1.7 Landscape component is shown indicatively only and subject to further design development at later stage.
1.8 Location of plant, equipment and services on drawings is general and indicative only, and does not include minor elements, such as vent pipes, flues, aerials, etc.

2. GRAPHIC PRESENTATION

2.1 Colours presented on drawings are generic only and indicative of the architectural design intent. Some colour distortion may also occur in the printing process.

3. EXISTING STRUCTURES AND SERVICES

3.1 Extent and location of existing structures and services is according to the available survey information and will need to be verified on site at later stage.
3.2 All unchanged site levels are as per the existing survey information

Legend: DA

A/C	air conditioner
ACCESS	accessible toilets
CLNR	cleaners room
F	female toilets
FH	fire hydrant
FHR	fire hose reel
L	aluminium louvres
M	male toilets
RL	relative level
1B, 2B,...	1 bedroom, 2 bedroom, ... units

PLANS AND DOCUMENTS referred to in the ULDA APPROVAL dated 6/5/11

date	rev	amendment
05-11-10	A	DEVELOPMENT APPLICATION
11-01-11	B	ULDA AMENDMENTS
25-03-11	C	FINAL ULDA AMENDMENTS
28.04.11	D	ULDA AMENDMENTS

project:
19 HERCULES STREET
Hamilton, Brisbane

Copyright of the design and other information shown here is owned by hpa pty. ltd. Reproduction or use of the design by any party for any purpose is expressly forbidden without the written permission of hpa pty. ltd.

architect:
Mirvac Design
architects
planners
interior designers
Level 26, 60 Margaret St.
Sydney, NSW, 2000
tel. 02 9080 8000
fax. 02 9080 8181
Mirvac Design Pty. Ltd.
ABN 78 003 359 153

title:
DEVELOPMENT APPLICATION
LEVEL 17 PLAN

drawn: FA / JG
approved: MY
job no: 8700
lot no:
Scale 1 : 200
date: 05/11/10
scale @ A1: As indicated
drawing no: DA 15
rev: D

C:\Projects\DA Local\8700_Podium & Building_Continuation of DA_Jessica.rvt
29/04/2011 5:10:13 PM

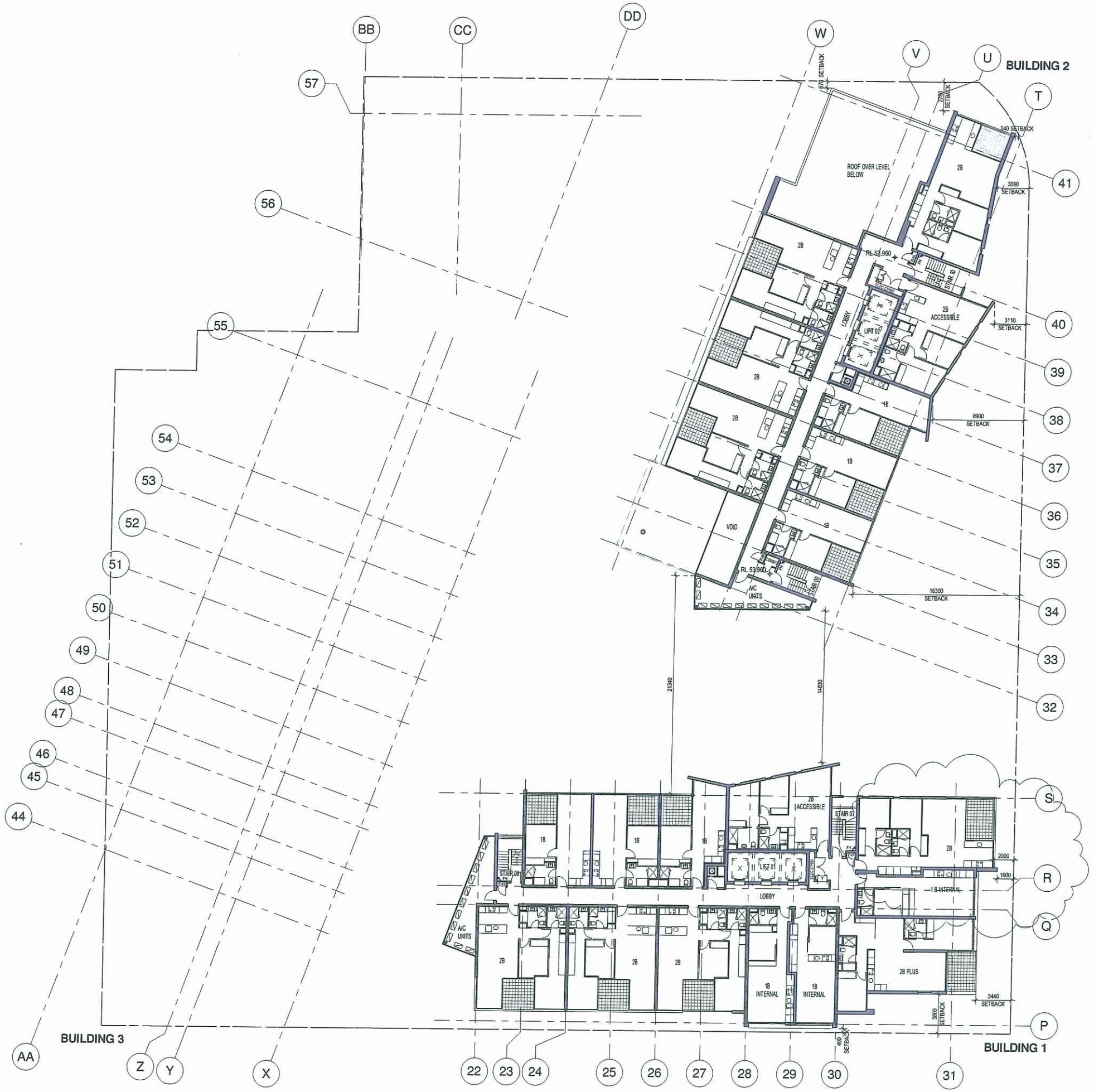

NOTES: DA

1. DESIGN RESOLUTION

1.1 The drawings represent general architectural intent for the purpose of this development application only.
1.2 The internal layout is shown indicatively and is subject to further design development.
1.3 The dimensions shown are general only and are subject to further design resolution.
1.4 Location of car park entry point is general only and will be confirmed and dimensioned at later stage.
1.5 The size and position of louvre sun screens is indicative and shown in open and closed positions.
1.6 Ceiling RL (where shown) indicates general ceiling design level only, which does account for services bulkheads or similar partial ceiling protrusions.
1.7 Landscape component is shown indicatively only and subject to further design development at later stage.
1.8 Location of plant, equipment and services on drawings is general and indicative only, and does not include minor elements, such as vent pipes, flues, aerials, etc.

2. GRAPHIC PRESENTATION

2.1 Colours presented on drawings are generic only and indicative of the architectural design intent. Some colour distortion may also occur in the printing process.

3. EXISTING STRUCTURES AND SERVICES

3.1 Extent and location of existing structures and services is according to the available survey information and will need to be verified on site at later stage.
3.2 All unchanged site levels are as per the existing survey information

Legend: DA

A/C	air conditioner
ACCESS	accessible toilets
CLNR	cleaners room
F	female toilets
FH	fire hydrant
FHR	fire hose reel
L	aluminium louvres
M	male toilets
RL	relative level
1B, 2B,...	1 bedroom, 2 bedroom, ... units

PLANS AND DOCUMENTS referred to in the ULDA APPROVAL dated 6 /5 /11

date	rev	amendment
05-11-10	A	DEVELOPMENT APPLICATION
11-01-11	B	ULDA AMENDMENTS
25-03-11	C	FINAL ULDA AMENDMENTS
28.04.11	D	ULDA AMENDMENTS

project:
19 HERCULES STREET
Hamilton, Brisbane

Copyright of the design and other information shown here is owned by hpa pty. ltd. Reproduction or use of the design by any party for any purpose is expressly forbidden without the written permission of hpa pty. ltd.

architect:
Mirvac Design
architects
planners
interior designers
Level 26, 60 Margaret St.
Sydney, NSW, 2000
tel: 02 9080 8000
fax. 02 9080 8181
Mirvac Design Pty. Ltd.
ABN 78 003 359 153
mirvac

title:
DEVELOPMENT APPLICATION
LEVEL 18 PLAN

drawn: FA / JG
approved: MY
job no: 8700
lot no:
Scale 1 : 200
0 4 8 12
date: 05/11/10
scale @ A1: As indicated
drawing no: DA 16
rev: D

C:\Projects\DA Local\8700_Podium & Building_Continuation of DA_Jessica .rvt
29/04/2011 5:10:52 PM

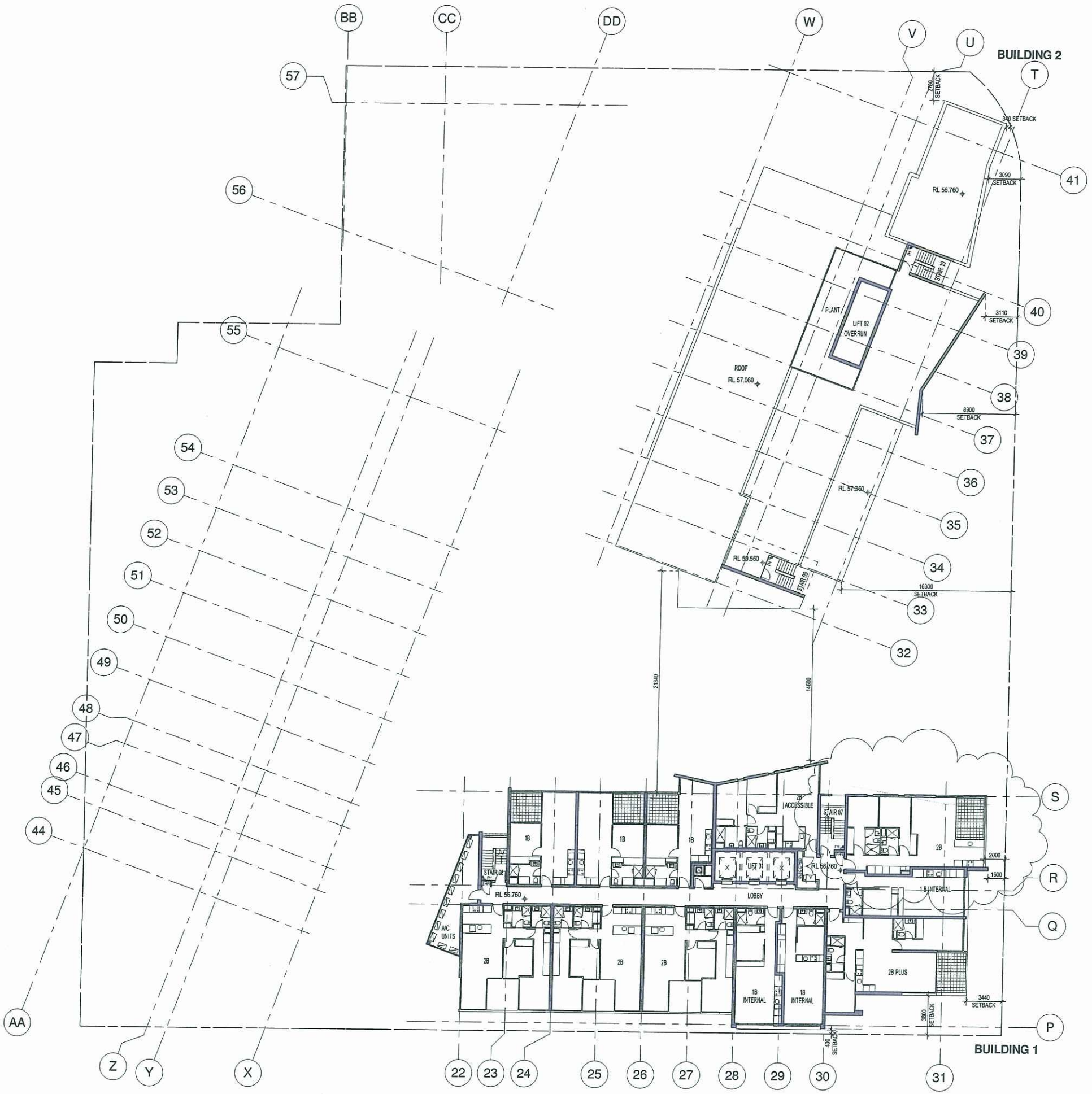

NOTES: DA

1. DESIGN RESOLUTION

1.1 The drawings represent general architectural intent for the purpose of this development application only.
1.2 The internal layout is shown indicatively and is subject to further design development.
1.3 The dimensions shown are general only and are subject to further design resolution.
1.4 Location of car park entry point is general only and will be confirmed and dimensioned at later stage.
1.5 The size and position of louvre sun screens is indicative and shown in open and closed positions.
1.6 Ceiling RL (where shown) indicates general ceiling design level only, which does account for services bulkheads or similar partial ceiling protrusions.
1.7 Landscape component is shown indicatively only and subject to further design development at later stage.
1.8 Location of plant, equipment and services on drawings is general and indicative only, and does not include minor elements, such as vent pipes, flues, aerials, etc.

2. GRAPHIC PRESENTATION

2.1 Colours presented on drawings are generic only and indicative of the architectural design intent. Some colour distortion may also occur in the printing process.

3. EXISTING STRUCTURES AND SERVICES

3.1 Extent and location of existing structures and services is according to the available survey information and will need to be verified on site at later stage.
3.2 All unchanged site levels are as per the existing survey information

Legend: DA

A/C	air conditioner
ACCESS	accessible toilets
CLNR	cleaners room
F	female toilets
FH	fire hydrant
FHR	fire hose reel
L	aluminium louvres
M	male toilets
RL	relative level
1B, 2B,...	1 bedroom, 2 bedroom, ... units

PLANS AND DOCUMENTS referred to in the ULDA APPROVAL dated 6/5/11

date	rev	amendment
05-11-10	A	DEVELOPMENT APPLICATION
11-01-11	B	ULDA AMENDMENTS
25-03-11	C	FINAL ULDA AMENDMENTS
26.04.11	D	ULDA AMENDMENTS

project:
19 HERCULES STREET
Hamilton, Brisbane

Copyright of the design and other information shown here is owned by hpa pty. ltd. Reproduction or use of the design by any party for any purpose is expressly forbidden in the: the written permission of hpa pty. ltd

architect:
Mirvac Design
architects
planners
interior designers
Level 26, 60 Margaret St.
Sydney, NSW, 2000
tel. 02 9080 8000
fax. 02 9080 8181
Mirvac Design Pty. Ltd.
ABN 78 003 359 153

title:
DEVELOPMENT APPLICATION
LEVEL 19 PLAN

drawn: FA / JG
approved: MY
job no: 8700
date: 05/11/10
scale @ A1: As indicated
lot no:
drawing no: DA 17
rev: D

C:\Projects\DA Local\8700_Podium & Building_Continuation of DA_Jessica .rvt
29/04/2011 5:11:30 PM

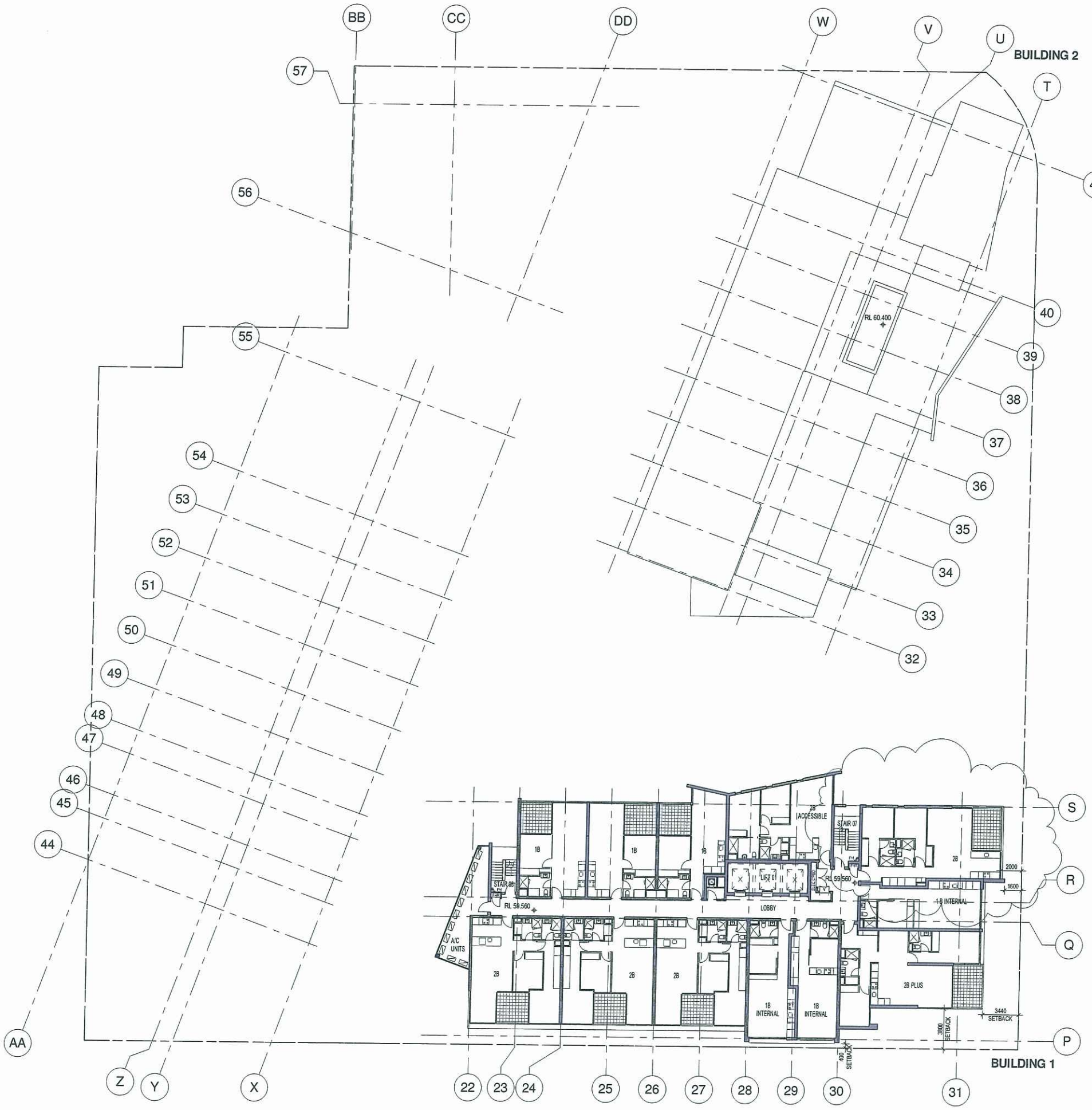

NOTES: DA

1. DESIGN RESOLUTION

1.1 The drawings represent general architectural intent for the purpose of this development application only.
1.2 The internal layout is shown indicatively and is subject to further design development.
1.3 The dimensions shown are general only and are subject to further design resolution.
1.4 Location of car park entry point is general only and will be confirmed and dimensioned at later stage.
1.5 The size and position of louvre sun screens is indicative and shown in open and closed positions.
1.6 Ceiling RL (where shown) indicates general ceiling design level only, which does account for services bulkheads or similar partial ceiling protrusions.
1.7 Landscape component is shown indicatively only and subject to further design development at later stage.
1.8 Location of plant, equipment and services on drawings is general and indicative only, and does not include minor elements, such as vent pipes, flues, aerials, etc.

2. GRAPHIC PRESENTATION

2.1 Colours presented on drawings are generic only and indicative of the architectural design intent. Some colour distortion may also occur in the printing process.

3. EXISTING STRUCTURES AND SERVICES

3.1 Extent and location of existing structures and services is according to the available survey information and will need to be verified on site at later stage.
3.2 All unchanged site levels are as per the existing survey information

Legend: DA

A/C	air conditioner
ACCESS	accessible toilets
CLNR	cleaners room
F	female toilets
FH	fire hydrant
FHR	fire hose reel
L	aluminium louvres
M	male toilets
RL	relative level
1B, 2B,...	1 bedroom, 2 bedroom, ... units

PLANS AND DOCUMENTS referred to in the ULDA APPROVAL dated 6/5/11

date	rev	amendment
05-11-10	A	DEVELOPMENT APPLICATION
11-01-11	B	ULDA AMENDMENTS
25-03-11	C	FINAL ULDA AMENDMENTS
28.04.11	D	ULDA AMENDMENTS

project:
19 HERCULES STREET
Hamilton, Brisbane

Copyright of the design and other information shown here is owned by hpa pty. ltd. Reproduction or use of the design by any party for any purpose is expressly forbidden without the written permission of hpa pty. ltd

architect:
Mirvac Design
architects
planners
interior designers
Level 26, 60 Margaret St.
Sydney, NSW, 2000
tel. 02 9080 8000
fax. 02 9080 8181
Mirvac Design Pty. Ltd.
ABN 78 003 359 153

title:
DEVELOPMENT APPLICATION
LEVEL 20 PLAN

drawn: FA / JG
approved: MY
job no: 8700
date: 05/11/10
scale @ A1: As indicated
lot no:
drawing no: DA 18
rev: D

C:\Projects\DA Local\8700_Podium & Building_Continuation of DA_Jessica .rvt
28/04/2011 5:12:21 PM