PLANS AND DOCUMENTS
referred to in the ULDA
APPROVAL dated 23/12/11

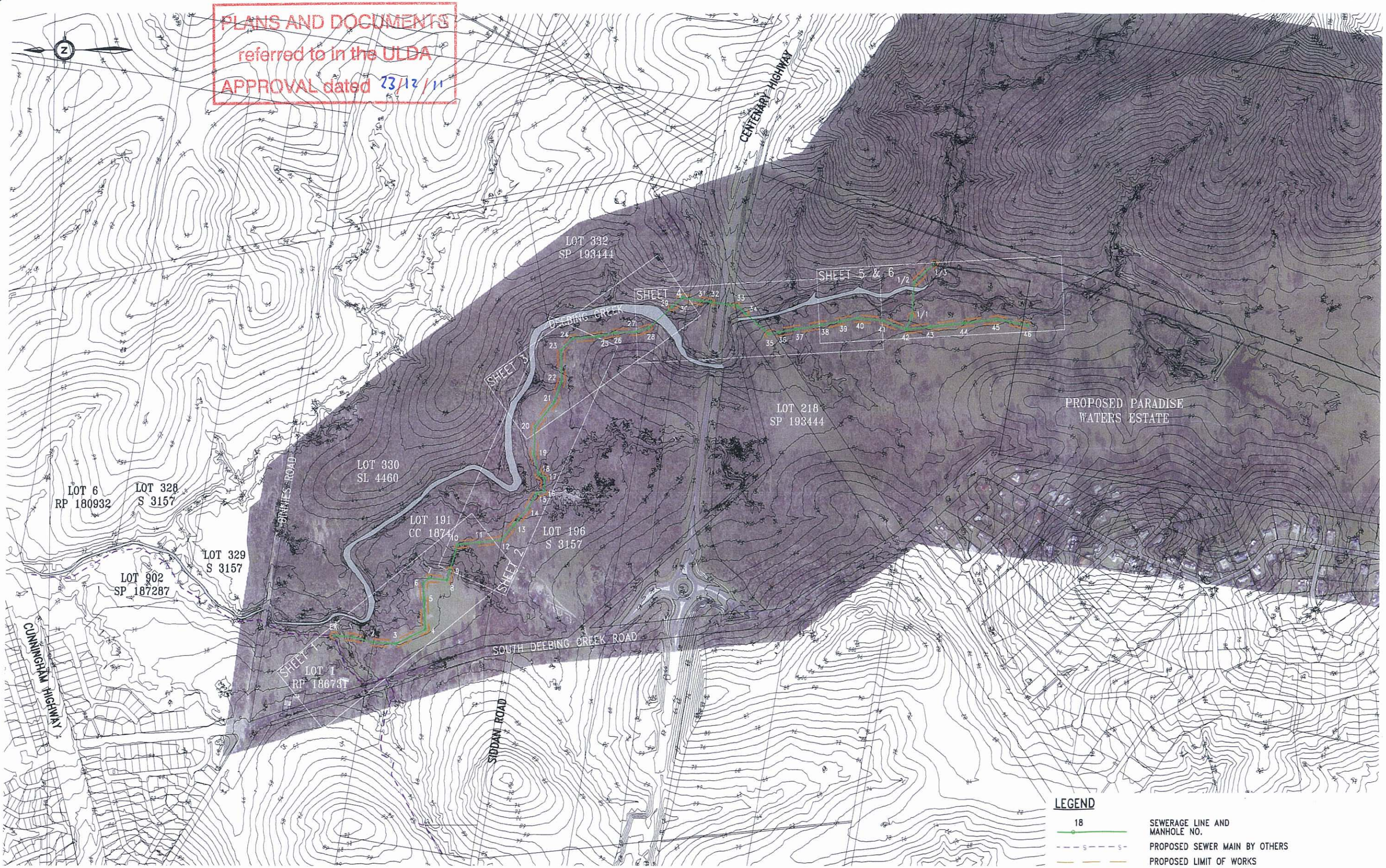

SCALES

50 0 50 100 150 200 250m

1 : 5000 (FULL SIZE)

SURVEYOR

RPS

REVISIONS

No.	By	Date	Description	Checked
A	MD	05/11	ORIGINAL ISSUE	

This drawing has been produced for the exclusive use of the **Client** (nominated on this document). No third party is to rely on this document without written permission from Bradlees Civil Consulting. This drawing is not to be constructed from unless the **"Issued for Construction"** stamp is displayed and only where signed by a director of Bradlees Civil Consulting.

Designed	MD	05/11	RPEQ 6336
Checked	JM	05/11	
Drawn	MD	05/11	
Checked	JM	05/11	Approved by, for and on Behalf of

Bradford Lees Pty Ltd
ABN 29 064 159 191

Ph 07 5528 6411
Fax 07 5528 6422
Web www.bradlees.com.au
Email mail@bradlees.com.au
Postal PO Box 2293, Southport QLD 4215
Gold Coast Office Level 1, 34 Thomas Drive, Chevron Island QLD 4217
Sunshine Coast Ph 07 5451 1994 **Tweed Coast Ph** 02 6674 8133

Bradlees Civil Consulting

SCI QUAL INTERNATIONAL
QUALITY ASSURED COMPANY
AS/NZS ISO 9001:2000
REGN. NO. 233

CLIENT: Stockland

STOCKLAND DEVELOPMENT PTY LTD

PARADISE WATERS – EXTERNAL TRUNK SEWER

OVERALL LAYOUT

JOB No. 10-476

DRAWING No. 02

A

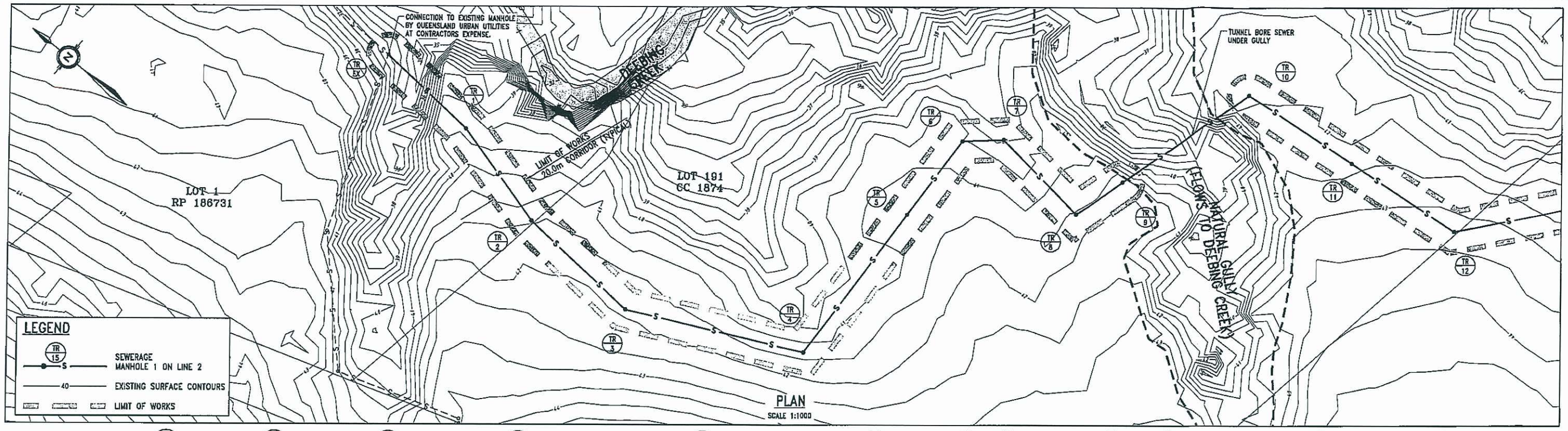

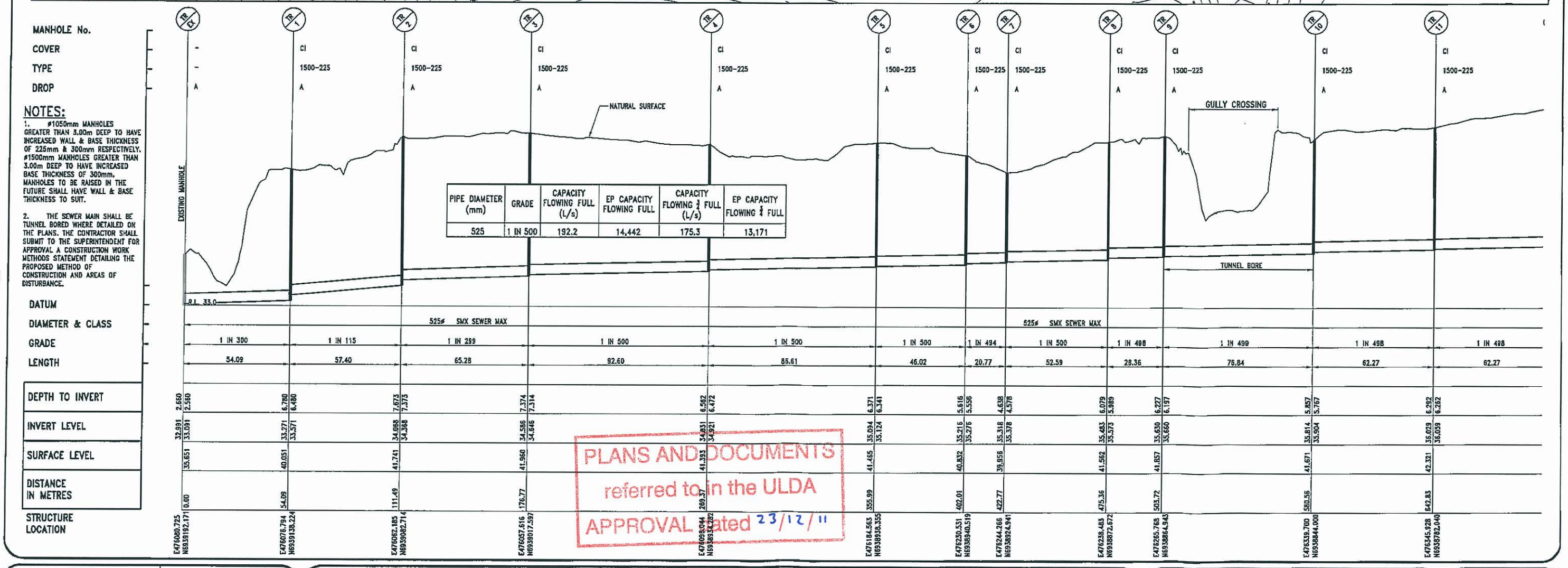

PIPE DIAMETER (mm)	GRADE	CAPACITY FLOWING FULL (L/s)	EP CAPACITY FLOWING FULL	CAPACITY FLOWING ¾ FULL (L/s)	EP CAPACITY FLOWING ¾ FULL
525	1 IN 500	192.2	14,442	175.3	13,171

MANHOLE No.	TR EX	TR 1	TR 2	TR 3	TR 4	TR 5	TR 6	TR 7	TR 8	TR 9	TR 10	TR 11
COVER	-	CI	CI	CI	CI	CI	CI	CI	CI	CI	CI	CI
TYPE	-	1500-225	1500-225	1500-225	1500-225	1500-225	1500-225	1500-225	1500-225	1500-225	1500-225	1500-225
DROP	A	A	A	A	A	A	A	A	A	A	A	A
DATUM												
DIAMETER & CLASS												
GRADE		1 IN 300	1 IN 115	1 IN 299	1 IN 500	1 IN 500	1 IN 500	1 IN 494	1 IN 500	1 IN 498	1 IN 499	1 IN 498	1 IN 498
LENGTH		54.09	57.40	65.28	92.60	85.61	46.02	20.77	52.59	28.36	76.84	62.27	62.27
DEPTH TO INVERT	2.560	6.790 / 6.480	7.673 / 7.373	7.374 / 7.314	6.562 / 6.472	6.371 / 6.341	5.616 / 5.586	4.638 / 4.578	6.079 / 5.989	6.227 / 6.197	5.857 / 5.767	6.292 / 6.262
INVERT LEVEL	33.091 / 33.091	33.271 / 33.571	34.068 / 34.368	34.586 / 34.646	34.831 / 34.921	35.094 / 35.124	35.216 / 35.276	35.318 / 35.378	35.483 / 35.573	35.630 / 35.660	35.814 / 35.904	36.029 / 36.059
SURFACE LEVEL	35.651	40.051	41.741	41.960	41.393	41.465	40.832	39.956	41.562	41.857	41.671	42.321
DISTANCE IN METRES	0.00	54.09	111.49	176.77	269.37	355.99	402.01	422.77	475.36	503.72	580.56	642.83
STRUCTURE LOCATION	E476000.735 N6939192.171	E476076.794 N6939138.224	E476062.185 N6939082.714	E476057.616 N6939017.597	E476098.044 N6938934.282	E476184.563 N6938938.355	E476230.531 N6938940.519	E476244.266 N6938924.941	E476238.483 N6938872.672	E476265.763 N6938864.943	E476339.700 N6938844.000	E476345.928 N6938782.040

NOTES:

1. #1050mm MANHOLES GREATER THAN 3.00m DEEP TO HAVE INCREASED WALL & BASE THICKNESS OF 225mm & 300mm RESPECTIVELY. #1500mm MANHOLES GREATER THAN 3.00m DEEP TO HAVE INCREASED BASE THICKNESS OF 300mm. MANHOLES TO BE RAISED IN THE FUTURE SHALL HAVE WALL & BASE THICKNESS TO SUIT.

2. THE SEWER MAIN SHALL BE TUNNEL BORED WHERE DETAILED ON THE PLANS. THE CONTRACTOR SHALL SUBMIT TO THE SUPERINTENDENT FOR APPROVAL A CONSTRUCTION WORK METHODS STATEMENT DETAILING THE PROPOSED METHOD OF CONSTRUCTION AND AREAS OF DISTURBANCE.

PLANS AND DOCUMENTS referred to in the ULDA APPROVAL dated 23/12/11

SCALES

1 : 1000 HORIZ.

1 : 100 VERT. (FULL SIZE)

SURVEYOR

RPS

REVISIONS

No.	By	Date	Description	Checked
A	MD	05/11	ORIGINAL ISSUE	

This drawing has been produced for the exclusive use of the Client (nominated on this document). No third party is to rely on this document without written permission from Bradlees Civil Consulting. This drawing is not to be constructed from unless the "Issued for Construction" stamp is displayed and only where signed by a director of Bradlees Civil Consulting.

Designed	MD	05/11	RPEQ 6336
Checked	JM	05/11	
Drawn	MD	05/11	
Checked	JM	05/11	Approved by, for and on Behalf of

Bradford Lees Pty Ltd
ABN 29 064 159 191

Ph 07 5528 6411
Fax 07 5528 6422
Web www.bradlees.com.au
Email mail@bradlees.com.au
Postal PO Box 2293, Southport QLD 4215
Gold Coast Office Level 1, 34 Thomas Drive, Chevron Island QLD 4217
Sunshine Coast Ph 07 5451 1994 Tweed Coast Ph 02 6674 8133

Bradlees Civil Consulting

SCI QUAL INTERNATIONAL — QUALITY ASSURED COMPANY AS/NZS ISO 9001:2000 REGN. NO. 233

CLIENT: Stockland — STOCKLAND DEVELOPMENT PTY LTD

PARADISE WATERS – EXTERNAL TRUNK SEWER

SEWERAGE RETICULATION PLAN & LONGITUDINAL SECTION – SHEET 1 OF 6

JOB No. 10-476

DRAWING No. 03

A

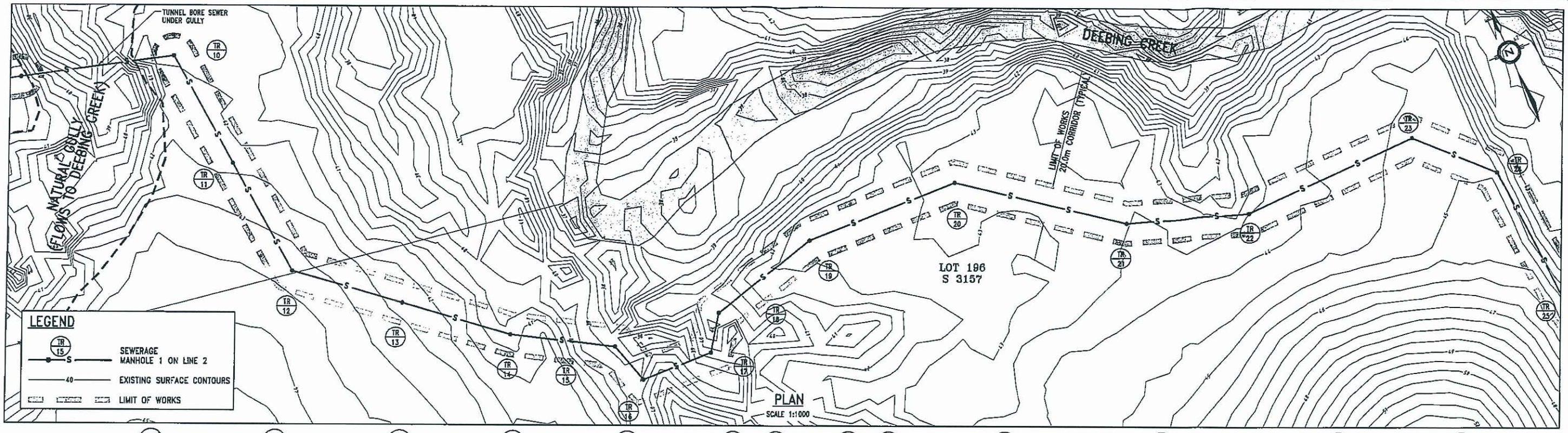

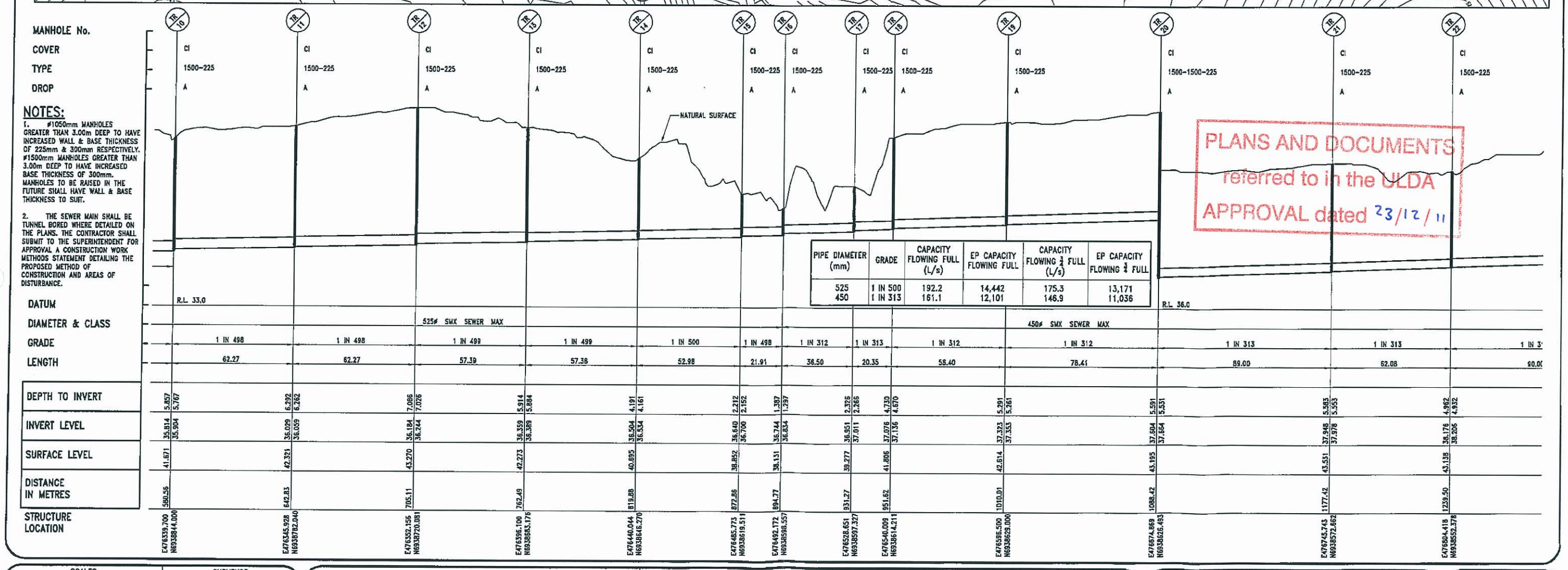

PIPE DIAMETER (mm)	GRADE	CAPACITY FLOWING FULL (L/s)	EP CAPACITY FLOWING FULL	CAPACITY FLOWING ¾ FULL (L/s)	EP CAPACITY FLOWING ¾ FULL
525	1 IN 500	192.2	14,442	175.3	13,171
450	1 IN 313	161.1	12,101	146.9	11,036

SCALES

1 : 1000 HORIZ.

1 : 100 VERT. (FULL SIZE)

SURVEYOR

RPS

REVISIONS				
No.	By	Date	Description	Checked
A	MD	05/11	ORIGINAL ISSUE	

This drawing has been produced for the exclusive use of the Client (nominated on this document). No third party is to rely on this document without written permission from Bradlees Civil Consulting. This drawing is not to be constructed from unless the "Issued for Construction" stamp is displayed and only where signed by a director of Bradlees Civil Consulting.

Designed	MD	05/11	RPEQ 6336
Checked	JM	05/11	
Drawn	MD	05/11	
Checked	JM	05/11	Approved by, for and on Behalf of

Bradford Lees Pty Ltd
ABN 29 064 159 191
Ph 07 5528 6411
Fax 07 5528 6422
Web www.bradlees.com.au
Email mail@bradlees.com.au
Postal PO Box 2203, Southport QLD 4215
Gold Coast Office Level 1, 34 Thomas Drive, Chevron Island QLD 4217
Sunshine Coast Ph 07 5451 1994 Tweed Coast Ph 02 6674 8133

Bradlees Civil Consulting

SCI QUAL INTERNATIONAL — QUALITY ASSURED COMPANY AS/NZS ISO 9001:2000 REGN. No. 233

CLIENT: Stockland — STOCKLAND DEVELOPMENT PTY LTD

PARADISE WATERS – EXTERNAL TRUNK SEWER

SEWERAGE RETICULATION PLAN & LONGITUDINAL SECTION – SHEET 2 OF 6

JOB No. 10-476

DRAWING No. 04

A

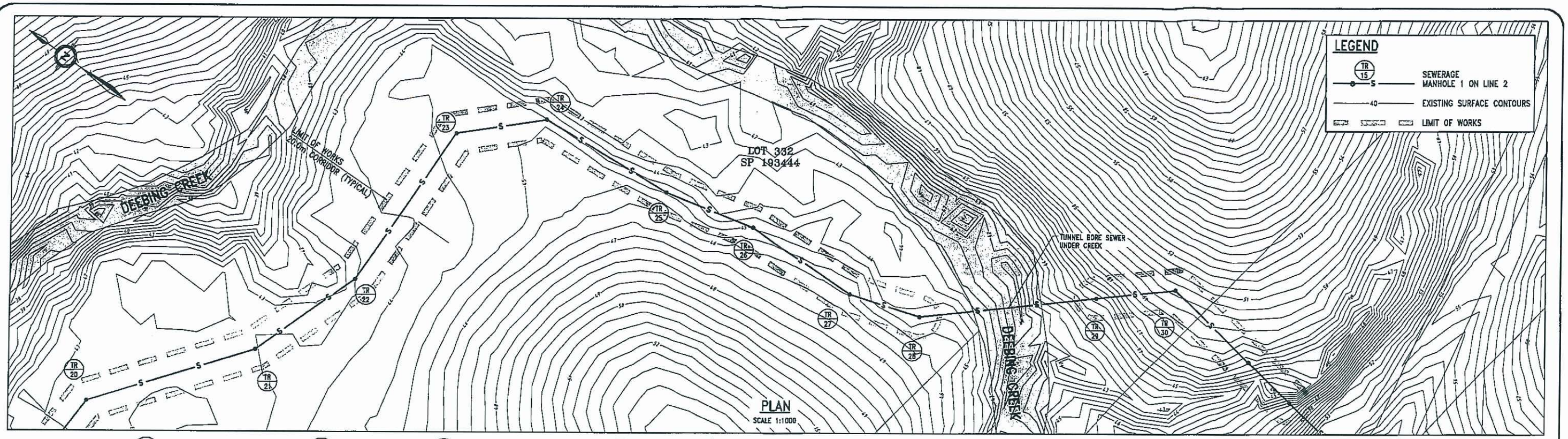

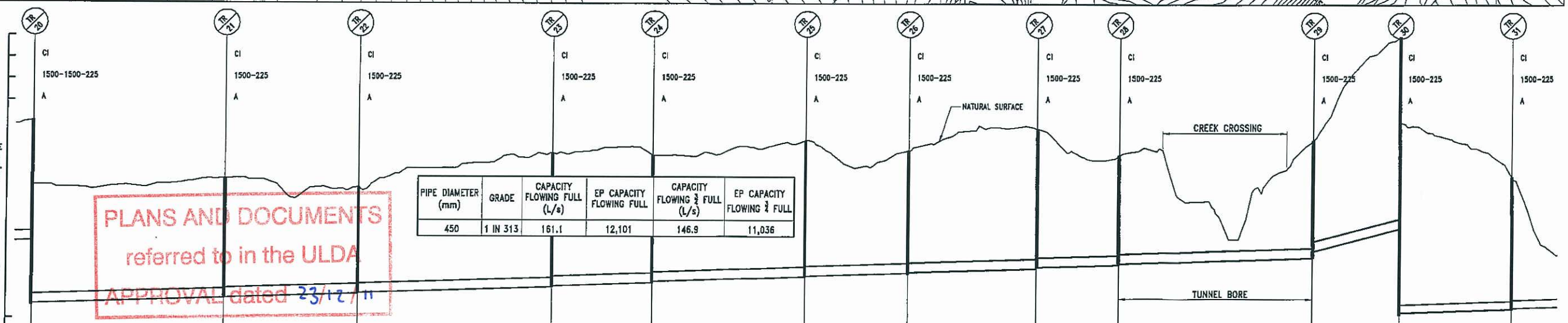

MANHOLE No.	TR 20	TR 21	TR 22	TR 23	TR 24	TR 25	TR 26	TR 27	TR 28	TR 29	TR 30	TR 31
COVER	CI	CI	CI	CI	CI	CI	CI	CI	CI	CI	CI	CI
TYPE	1500-1500-225	1500-225	1500-225	1500-225	1500-225	1500-225	1500-225	1500-225	1500-225	1500-225	1500-225	1500-225
DROP	A	A	A	A	A	A	A	A	A	A	A	A
DATUM	R.L. 36.0										R.L. 40.0	
DIAMETER & CLASS	450# SWX SEWER MAX										450# SWX SEWER MAX	
GRADE	1 IN 313	1 IN 313	1 IN 312	1 IN 313	1 IN 313	1 IN 314	1 IN 313	1 IN 313	1 IN 313	1 IN 38	1 IN 313	1 IN 313
LENGTH	89.00	62.08	90.00	46.68	71.15	49.00	59.90	37.86	90.00	40.39	52.40	29.52
DEPTH TO INVERT	5.591 / 5.531	5.583 / 5.533	4.962 / 4.932	6.226 / 6.166	5.918 / 5.858	6.350 / 6.320	5.682 / 5.652	6.433 / 6.373	5.074 / 5.014	5.453 / 4.227	8.830 / 8.850	6.157 / 6.097
INVERT LEVEL	37.604 / 37.664	37.948 / 37.978	38.176 / 38.206	38.494 / 38.554	38.783 / 38.763	38.990 / 39.020	39.173 / 39.203	38.394 / 39.454	39.575 / 39.635	39.922 / 40.222	41.295 / 41.375	41.542 / 41.602
SURFACE LEVEL	43.195	43.531	43.138	44.720	44.621	45.340	44.855	45.902	44.682	45.393	50.225	47.699
DISTANCE IN METRES	1088.42	1177.42	1239.50	1329.50	1376.18	1447.32	1495.32	1555.23	1593.08	1683.08	1723.47	1775.87
STRUCTURE LOCATION	E476674.859 N6938526.493	E476745.743 N6938572.662	E476804.418 N6938592.378	E476894.397 N6938554.303	E476926.966 N6938520.870	E476932.387 N6938449.930	E476943.651 N6938403.274	E476944.944 N6938343.383	E476956.660 N6938307.385	E477016.464 N6938240.129	E477043.304 N6938209.944	E477035.152 N6938158.187

PIPE DIAMETER (mm)	GRADE	CAPACITY FLOWING FULL (L/s)	EP CAPACITY FLOWING FULL	CAPACITY FLOWING ¾ FULL (L/s)	EP CAPACITY FLOWING ¾ FULL
450	1 IN 313	161.1	12,101	146.9	11,036

NOTES:

1. ø1050mm MANHOLES GREATER THAN 3.00m DEEP TO HAVE INCREASED WALL & BASE THICKNESS OF 225mm & 300mm RESPECTIVELY. ø1500mm MANHOLES GREATER THAN 3.00m DEEP TO HAVE INCREASED BASE THICKNESS OF 300mm. MANHOLES TO BE RAISED IN THE FUTURE SHALL HAVE WALL & BASE THICKNESS TO SUIT.

2. THE SEWER MAIN SHALL BE TUNNEL BORED WHERE DETAILED ON THE PLANS. THE CONTRACTOR SHALL SUBMIT TO THE SUPERINTENDENT FOR APPROVAL A CONSTRUCTION WORK METHODS STATEMENT DETAILING THE PROPOSED METHOD OF CONSTRUCTION AND AREAS OF DISTURBANCE.

PLANS AND DOCUMENTS referred to in the ULDA APPROVAL dated 23/12/11

SCALES: 1 : 1000 HORIZ. (10 0 10 20 30 40 50m); 1 : 100 VERT. (1 0 1 2 3 4 5m) (FULL SIZE)

SURVEYOR: RPS

REVISIONS				
No.	By	Date	Description	Checked
A	MD	05/11	ORIGINAL ISSUE	

This drawing has been produced for the exclusive use of the Client (nominated on this document). No third party is to rely on this document without written permission from Bradlees Civil Consulting. This drawing is not to be constructed from unless the "Issued for Construction" stamp is displayed and only where signed by a director of Bradlees Civil Consulting.

Designed	MD	05/11	RPEQ 6336
Checked	JM	05/11	
Drawn	MD	05/11	
Checked	JM	05/11	Approved by, for and on Behalf of

Bradlees Civil Consulting
Bradlees Lees Pty Ltd
ABN 29 064 159 191
Ph 07 5528 6411
Fax 07 5528 6422
Web www.bradlees.com.au
Email mail@bradlees.com.au
Postal PO Box 2293, Southport QLD 4215
Gold Coast Office Level 1, 34 Thomas Drive, Chevron Island QLD 4217
Sunshine Coast Ph 07 5451 1994 Tweed Coast Ph 02 6674 8133

SCI QUAL INTERNATIONAL
QUALITY ASSURED COMPANY AS/NZS ISO 9001:2000 REGN. NO. 233

CLIENT: Stockland — STOCKLAND DEVELOPMENT PTY LTD

PARADISE WATERS – EXTERNAL TRUNK SEWER

SEWERAGE RETICULATION PLAN & LONGITUDINAL SECTION – SHEET 3 OF 6

JOB No. 10-476

DRAWING No. 05

A

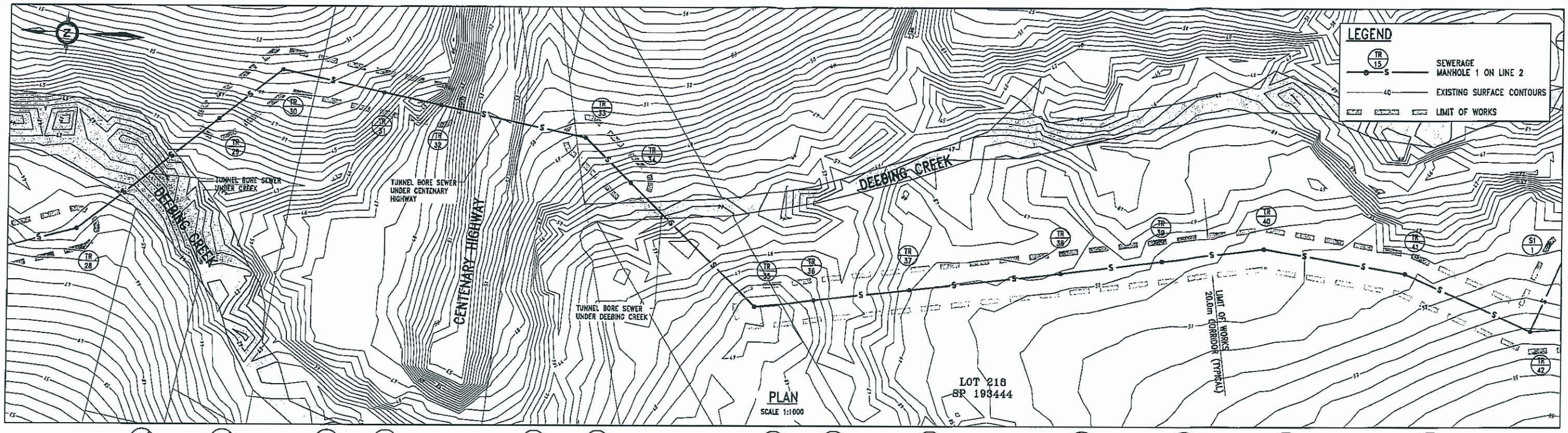

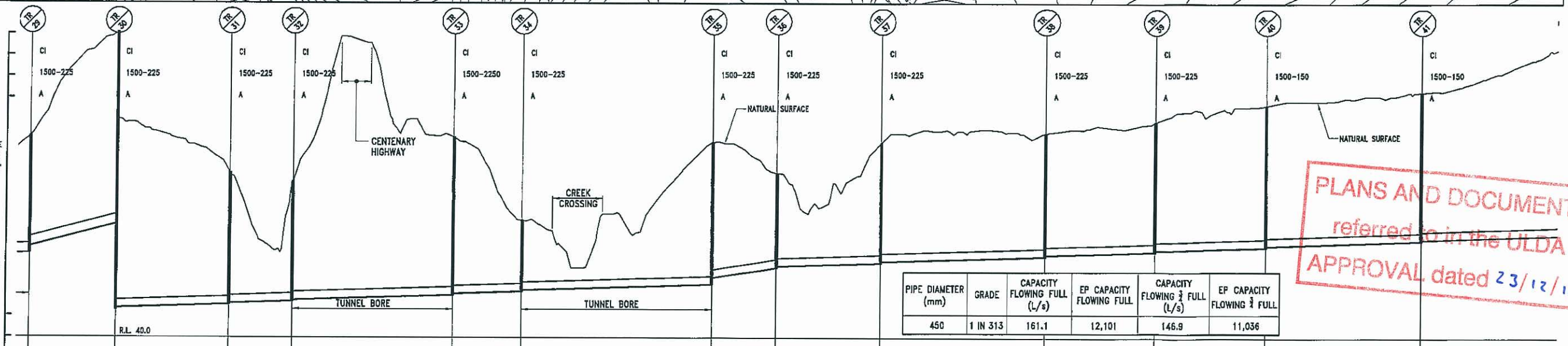

MANHOLE No.	TR 29	TR 30	TR 31	TR 32	TR 33	TR 34	TR 35	TR 36	TR 37	TR 38	TR 39	TR 40	TR 41
COVER	CI	CI	CI	CI	CI	CI	CI	CI	CI	CI	CI	CI	CI
TYPE	1500-225	1500-225	1500-225	1500-225	1500-2250	1500-225	1500-225	1500-225	1500-225	1500-225	1500-225	1500-150	1500-150
DROP	A	A	A	A	A	A	A	A	A	A	A	A	A
DATUM													
DIAMETER & CLASS													
GRADE	1 IN 38	1 IN 313	1 IN 313	1 IN 313	1 IN 313	1 IN 313	1 IN 63	1 IN 313	1 IN 312	1 IN 313	1 IN 313	1 IN 313	1 IN 313
LENGTH	40.39	52.40	29.52	74.77	32.00	88.46	30.13	48.52	76.23	51.39	51.39	72.44	59.64
DEPTH TO INVERT	5.463 / 4.227	8.930 / 8.850	6.157 / 6.097	5.597 / 5.537	7.350 / 7.300	3.313 / 3.253	6.623 / 6.323	4.401 / 4.341	5.611 / 5.551	5.736 / 5.676	6.050 / 5.990	6.613 / 6.553	6.833 / 6.673
INVERT LEVEL	39.922 / 40.222	41.295 / 41.375	41.542 / 41.602	41.696 / 41.756	41.995 / 42.055	42.157 / 42.217	42.500 / 42.800	43.280 / 43.340	43.495 / 43.555	43.799 / 43.859	44.023 / 44.083	44.247 / 44.307	44.538 / 44.598
SURFACE LEVEL	45.393	50.225	47.699	47.293	49.355	45.470	49.123	47.681	49.106	49.535	50.073	50.860	51.471
DISTANCE IN METRES	1683.08	1723.47	1775.87	1805.39	1880.16	1912.16	2000.62	2030.75	2073.27	2155.50	2206.89	2258.27	2330.72
STRUCTURE LOCATION	E477016.484 N6938240.129	E477043.304 N6938209.944	E477035.152 N6938158.187	E477030.559 N6938129.023	E477018.928 N6938055.167	E476997.827 N6938031.169	E476939.500 N6937984.800	E476944.855 N6937934.913	E476952.958 N6937887.104	E476966.000 N6937812.000	E476975.500 N6937761.500	E476985.000 N6937711.000	E476977.000 N6937639.000

PIPE DIAMETER (mm)	GRADE	CAPACITY FLOWING FULL (L/s)	EP CAPACITY FLOWING FULL	CAPACITY FLOWING ¾ FULL (L/s)	EP CAPACITY FLOWING ¾ FULL
450	1 IN 313	161.1	12,101	146.9	11,036

NOTES:

1. #1050mm MANHOLES GREATER THAN 3.00m DEEP TO HAVE INCREASED WALL & BASE THICKNESS OF 225mm & 300mm RESPECTIVELY. #1500mm MANHOLES GREATER THAN 3.00m DEEP TO HAVE INCREASED BASE THICKNESS OF 300mm. MANHOLES TO BE RAISED IN THE FUTURE SHALL HAVE WALL & BASE THICKNESS TO SUIT.

2. THE SEWER MAIN SHALL BE TUNNEL BORED WHERE DETAILED ON THE PLANS. THE CONTRACTOR SHALL SUBMIT TO THE SUPERINTENDENT FOR APPROVAL A CONSTRUCTION WORK METHODS STATEMENT DETAILING THE PROPOSED METHOD OF CONSTRUCTION AND AREAS OF DISTURBANCE.

PLANS AND DOCUMENTS referred to in the ULDA APPROVAL dated 23/12/11

SCALES

10 0 10 20 30 40 50m
1 : 1000 HORIZ.
1 0 1 2 3 4 5m
1 : 100 VERT.
(FULL SIZE)

SURVEYOR

RPS

REVISIONS

No.	By	Date	Description	Checked
A	MD	05/11	ORIGINAL ISSUE	

This drawing has been produced for the exclusive use of the Client (nominated on this document). No third party is to rely on this document without written permission from Bradlees Civil Consulting. This drawing is not to be constructed from unless the "Issued for Construction" stamp is displayed and only where signed by a director of Bradlees Civil Consulting.

Designed	MD	05/11
Checked	JM	05/11
Drawn	MD	05/11
Checked	JM	05/11

RPEQ 6336

Approved by, for and on Behalf of

Bradford Lees Pty Ltd
ABN 29 064 159 191
Ph 07 5528 6411
Fax 07 5528 6422
Web www.bradlees.com.au
Email mail@bradlees.com.au
Postal PO Box 2293, Southport QLD 4215
Gold Coast Office Level 1, 34 Thomas Drive, Chevron Island QLD 4217
Sunshine Coast Ph 07 5451 1994 Tweed Coast Ph 02 6674 8133

Bradlees Civil Consulting

SCI QUAL INTERNATIONAL
QUALITY ASSURED COMPANY AS/NZS ISO 9001:2000 REGN. NO. 235

CLIENT: Stockland DEVELOPMENT PTY LTD

PARADISE WATERS – EXTERNAL TRUNK SEWER

SEWERAGE RETICULATION PLAN & LONGITUDINAL SECTION – SHEET 4 OF 6

JOB No. 10-476

DRAWING No. 06

A

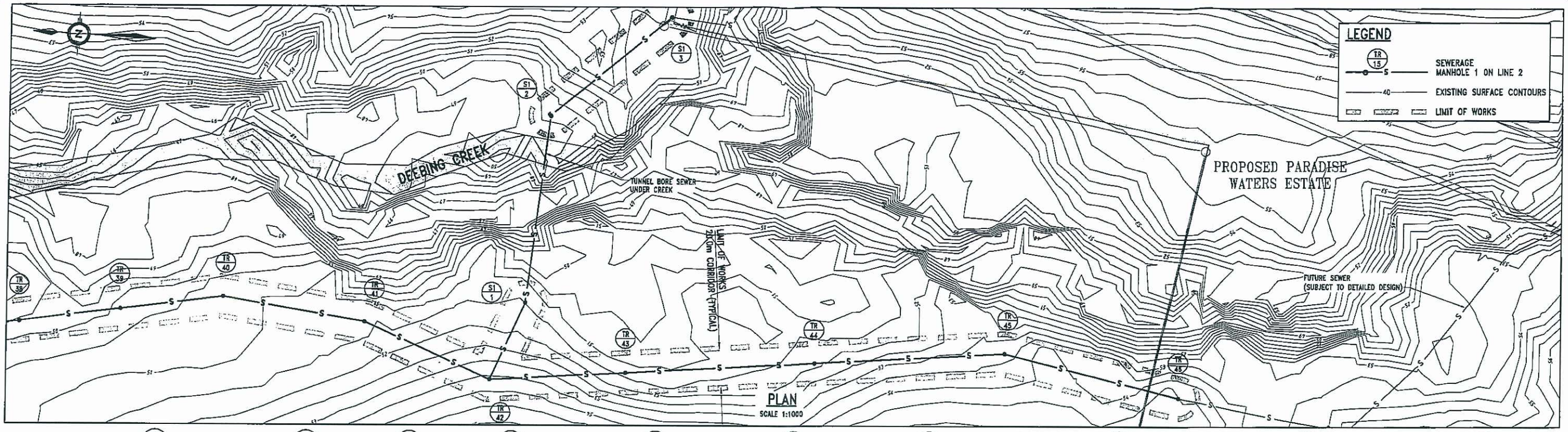

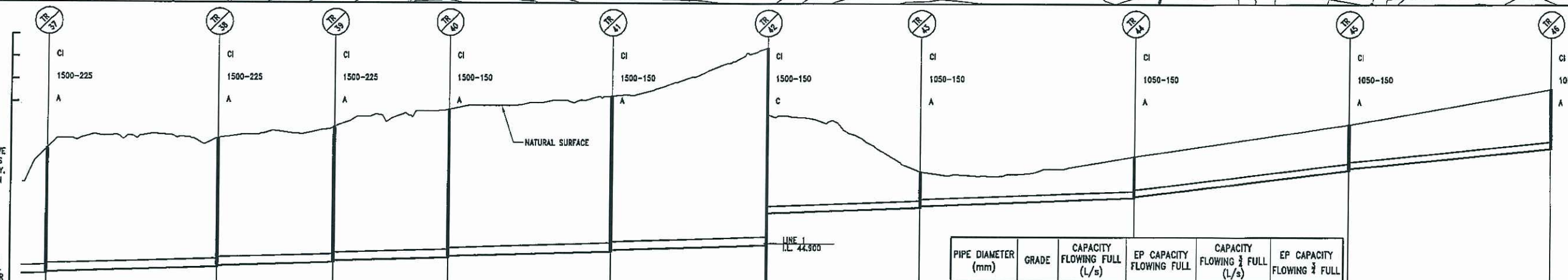

MANHOLE No.	TR 37	TR 38	TR 39	TR 40	TR 41	TR 42	TR 43	TR 44	TR 45	TR 46
COVER	CI	CI	CI	CI	CI	CI	CI	CI	CI	CI
TYPE	1500-225	1500-225	1500-225	1500-150	1500-150	1500-150	1050-150	1050-150	1050-150	1050-150
DROP	A	A	A	A	A	C	A	A	A	A
DATUM	R.L. 40.0					R.L. 43.0				
DIAMETER & CLASS			450# SWX SEWER MAX				375# U.P.V.C. SN12			
GRADE	1 IN 312	1 IN 313	1 IN 313	1 IN 313	1 IN 313	1 IN 250	1 IN 250	1 IN 81	1 IN 100	
LENGTH	76.23	51.39	51.39	72.44	69.64	68.24	95.50	95.50	90.00	
DEPTH TO INVERT	5.611 5.351	5.736 5.876	6.050 5.990	5.613 6.553	6.833 6.873	8.625 4.382	1.599 1.539	1.856 1.796	2.052 1.972	2.670
INVERT LEVEL	43.495 43.555	43.799 43.659	44.023 44.083	44.247 44.307	44.538 44.598	44.820 49.263	49.536 49.596	49.978 50.038	51.220 51.300	52.200
SURFACE LEVEL	49.106	49.535	50.073	50.860	51.471	53.645	51.135	51.834	53.272	54.870
DISTANCE IN METRES	2079.27	2155.50	2206.89	2258.27	2330.72	2410.36	2468.59	2564.10	2659.60	2749.60
STRUCTURE LOCATION	E476952.958 N6937887.104	E476966.000 N6937812.000	E476975.500 N6937761.500	E476985.000 N6937711.000	E476977.000 N6937639.000	E476952.000 N6937574.000	E476959.772 N6937506.209	E476970.550 N6937411.329	E476981.528 N6937316.448	E476964.728 N6937228.030

PIPE DIAMETER (mm)	GRADE	CAPACITY FLOWING FULL (L/s)	EP CAPACITY FLOWING FULL	CAPACITY FLOWING ¾ FULL (L/s)	EP CAPACITY FLOWING ¾ FULL
450	1 IN 313	161.1	12,101	146.9	11,036
375	1 IN 250	110.8	8,327	101.1	7,594

NOTES:

1. #1050mm MANHOLES GREATER THAN 3.00m DEEP TO HAVE INCREASED WALL & BASE THICKNESS OF 225mm & 300mm RESPECTIVELY. #1500mm MANHOLES GREATER THAN 3.00m DEEP TO HAVE INCREASED BASE THICKNESS OF 300mm. MANHOLES TO BE RAISED IN THE FUTURE SHALL HAVE WALL & BASE THICKNESS TO SUIT.

2. THE SEWER MAIN SHALL BE TUNNEL BORED WHERE DETAILED ON THE PLANS. THE CONTRACTOR SHALL SUBMIT TO THE SUPERINTENDENT FOR APPROVAL A CONSTRUCTION WORK METHODS STATEMENT DETAILING THE PROPOSED METHOD OF CONSTRUCTION AND AREAS OF DISTURBANCE.

PLANS AND DOCUMENTS referred to in the ULDA APPROVAL dated 23/12/11

SCALES
10 0 10 20 30 40 50m
1 : 1000 HORIZ.
1 0 1 2 3 4 5m
1 : 100 VERT.
(FULL SIZE)

SURVEYOR
RPS

REVISIONS

No.	By	Date	Description	Checked
A	MD	05/11	ORIGINAL ISSUE	

This drawing has been produced for the exclusive use of the Client (nominated on this document). No third party is to rely on this document without written permission from Bradlees Civil Consulting. This drawing is not to be constructed from unless the "Issued for Construction" stamp is displayed and only where signed by a director of Bradlees Civil Consulting.

Designed	MD	05/11	RPEQ 6336
Checked	JM	05/11	
Drawn	MD	05/11	
Checked	JM	05/11	Approved by, for and on Behalf of

Bradford Lees Pty Ltd
ABN 29 054 159 191
Bradlees Civil Consulting
Ph 07 5528 6411
Fax 07 5528 6422
Web www.bradlees.com.au
Email mail@bradlees.com.au
Postal PO Box 2293, Southport QLD 4215
Gold Coast Office Level 1, 34 Thomas Drive, Chevron Island QLD 4217
Sunshine Coast Ph 07 5451 1994 Tweed Coast Ph 02 6674 8133

SCI QUAL INTERNATIONAL
QUALITY ASSURED COMPANY AS/NZS ISO 9001:2000 REGN. No. 233

CLIENT: Stockland STOCKLAND DEVELOPMENT PTY LTD

PARADISE WATERS – EXTERNAL TRUNK SEWER

SEWERAGE RETICULATION PLAN & LONGITUDINAL SECTION – SHEET 5 OF 6

JOB No. 10-476

DRAWING No. 07

A

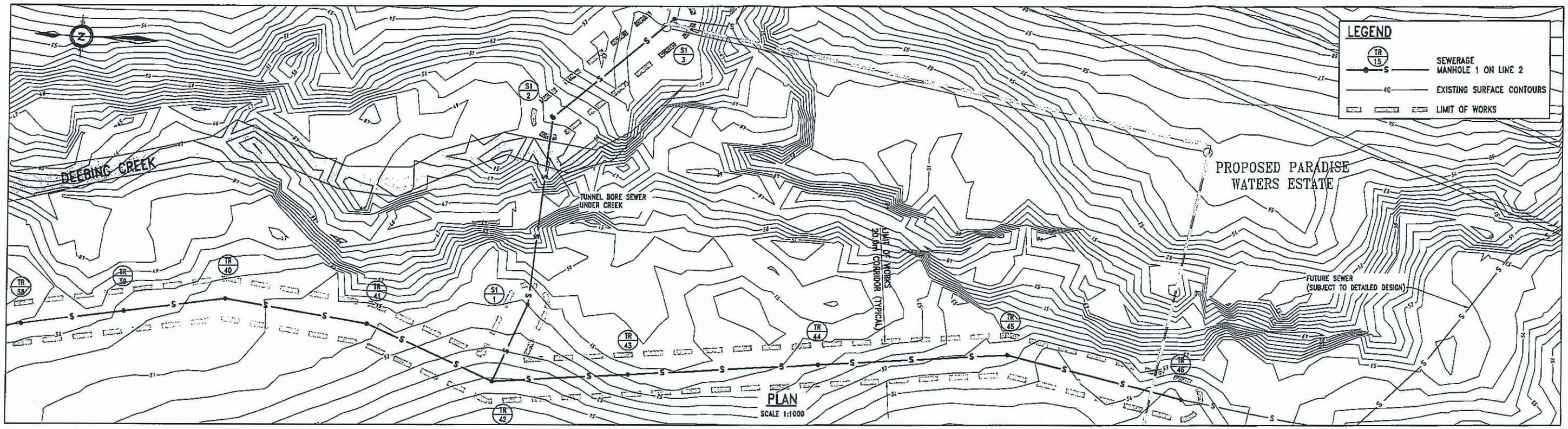

PLAN
SCALE 1:1000

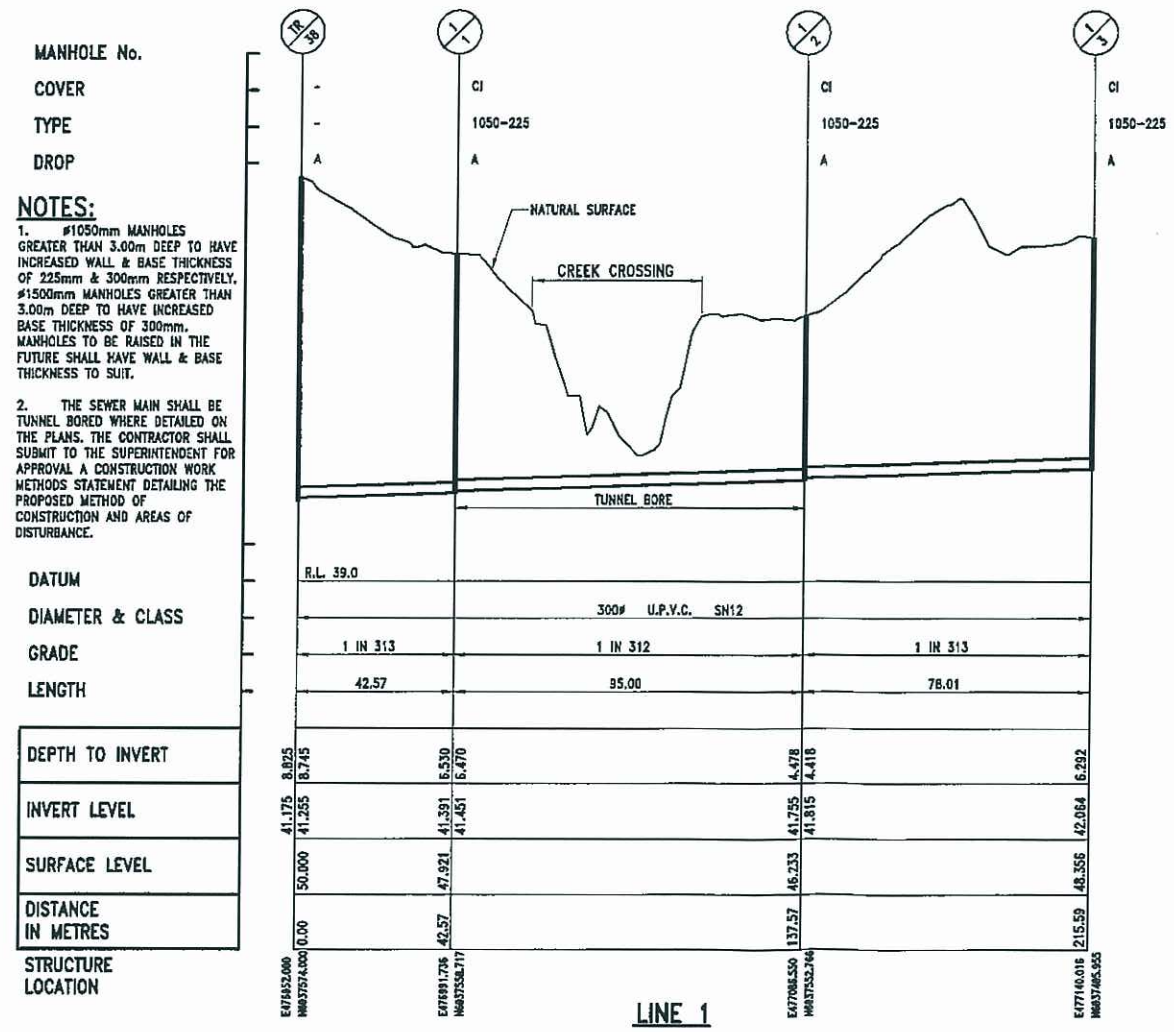

MANHOLE No.	TR 38	1/1	1/2	1/3
COVER	-	CI	CI	CI
TYPE	-	1050-225	1050-225	1050-225
DROP	A	A	A	A

LINE 1

NOTES:

1. ø1050mm MANHOLES GREATER THAN 3.00m DEEP TO HAVE INCREASED WALL & BASE THICKNESS OF 225mm & 300mm RESPECTIVELY. ø1500mm MANHOLES GREATER THAN 3.00m DEEP TO HAVE INCREASED BASE THICKNESS OF 300mm. MANHOLES TO BE RAISED IN THE FUTURE SHALL HAVE WALL & BASE THICKNESS TO SUIT.

2. THE SEWER MAIN SHALL BE TUNNEL BORED WHERE DETAILED ON THE PLANS. THE CONTRACTOR SHALL SUBMIT TO THE SUPERINTENDENT FOR APPROVAL A CONSTRUCTION WORK METHODS STATEMENT DETAILING THE PROPOSED METHOD OF CONSTRUCTION AND AREAS OF DISTURBANCE.

PIPE DIAMETER (mm)	GRADE	CAPACITY FLOWING FULL (L/s)	EP CAPACITY FLOWING FULL	CAPACITY FLOWING ¾ FULL (L/s)	EP CAPACITY FLOWING ¾ FULL
300	1 IN 313	54.6	4,104	49.8	3,743

PLANS AND DOCUMENTS referred to in the ULDA APPROVAL dated 23/12/11

SCALES: 1 : 1000 HORIZ. (10 0 10 20 30 40 50m); 1 : 100 VERT. (1 0 1 2 3 4 5m) (FULL SIZE)

SURVEYOR: RPS

REVISIONS

No.	By	Date	Description	Checked
A	MD	05/11	ORIGINAL ISSUE	

This drawing has been produced for the exclusive use of the Client (nominated on this document). No third party is to rely on this document without written permission from Bradlees Civil Consulting. This drawing is not to be constructed from unless the "Issued for Construction" stamp is displayed and only where signed by a director of Bradlees Civil Consulting.

Designed	MD	05/11	RPEQ 6336
Checked	JM	05/11	
Drawn	MD	05/11	
Checked	JM	05/11	Approved by, for and on Behalf of

Bradford Lees Pty Ltd
ABN 29 064 199 191
Ph 07 5528 6411
Fax 07 5528 6422
Web www.bradlees.com.au
Email mail@bradlees.com.au
Postal PO Box 2293, Southport QLD 4215
Gold Coast Office Level 1, 34 Thomas Drive, Chevron Island QLD 4217
Sunshine Coast Ph 07 5451 1994 Tweed Coast Ph 02 6674 8133
Bradlees Civil Consulting

SCI QUAL INTERNATIONAL — QUALITY ASSURED COMPANY AS/NZS ISO 9001:2000 REGN. NO. 233

CLIENT: STOCKLAND DEVELOPMENT PTY LTD

PARADISE WATERS – EXTERNAL TRUNK SEWER

SEWERAGE RETICULATION PLAN & LONGITUDINAL SECTION – SHEET 6 OF 6

JOB No. 10-476

DRAWING No. 08

A