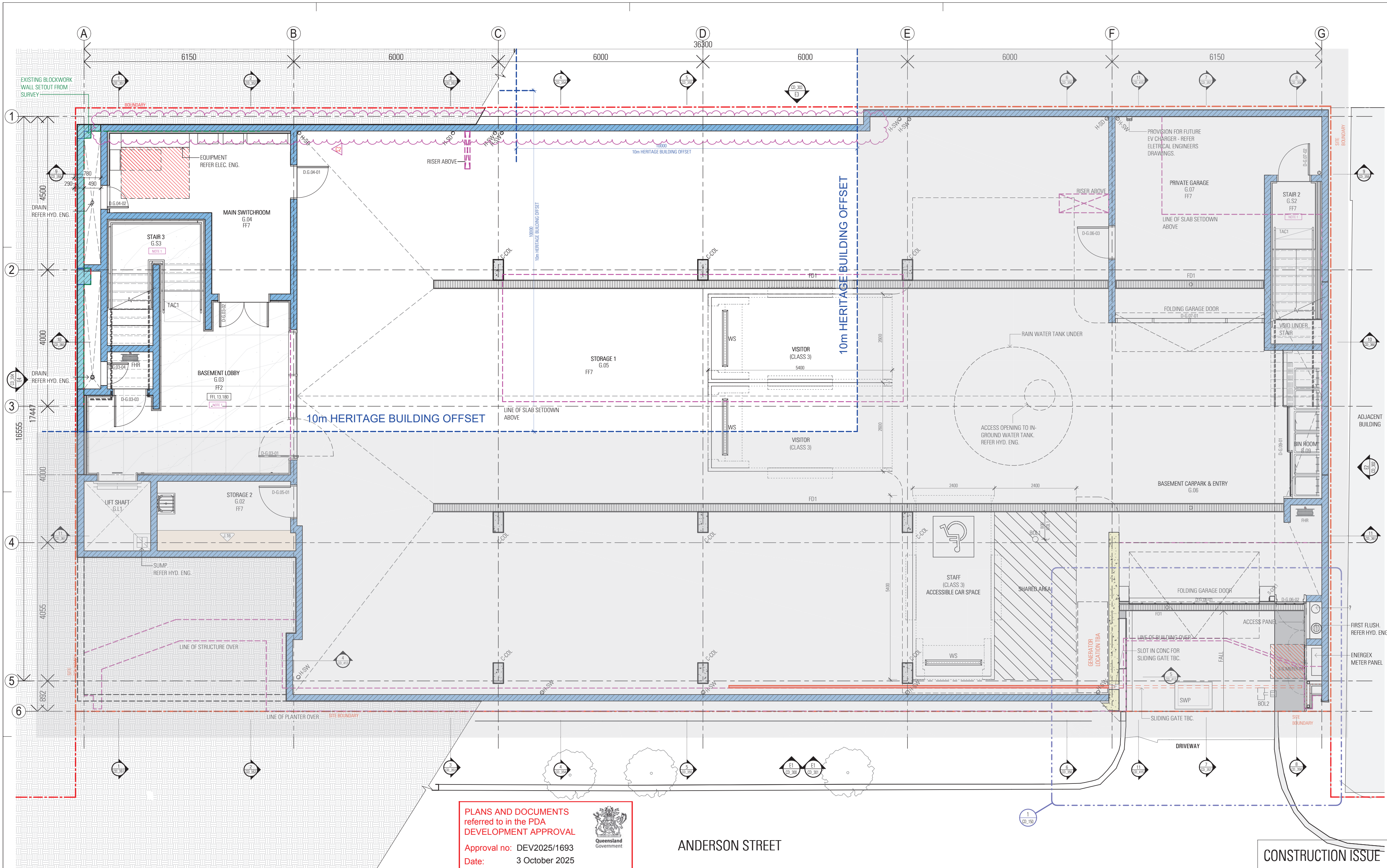

PLANS AND DOCUMENTS referred to in the PDA DEVELOPMENT APPROVAL

Approval no: DEV2025/1693

Date: 3 October 2025

Queensland Government

ANDERSON STREET

CONSTRUCTION ISSUE

COPYRIGHT

All rights reserved. This work is copyright and cannot be reproduced or copied by any means without the written permission of Richard Kirk Architect Pty Ltd. Any license, express or implied, to use this document for any purpose whatsoever is restricted to the terms of the agreement between Richard Kirk Architect Pty Ltd and the instructing party.

kirk

RICHARD KIRK ARCHITECT PTY LTD ACN 068 628 660
11 LOGAN ROAD, WOOLLOONGABBA QLD 4102 AUSTRALIA
MAIL@KIRK.STUDIO
KIRK.STUDIO
T 07 3434 8000

CONSULTANT TEAM

STRUCTURAL ENGINEER - TTW
MECHANICAL ENGINEER - JHA
HYDRAULIC ENGINEER - JHA
ELECTRICAL ENGINEER - JHA
LANDSCAPE ARCHITECT - WILD STUDIO

CLIENT

FORTITVDO PTY LTD ATF FORTITVDO TRUST
ACN 675 642 190 OF 24 BANK STREET, WEST END, QUEENSLAND 4101

PROJECT

47 ANDERSON STREET
47 ANDERSON STREET FORTITUDE VALLEY QLD 4006

DATE	DETAILS	REV
25/08/2025	CONSTRUCTION ISSUE	C2
7.07.2025	CONSTRUCTION ISSUE	C1
14.04.2025	COORDINATION ISSUE	P2
27.03.2025	BUILDING APPROVAL UPDATES	BA2
14.03.2025	BUILDING APPROVAL SUBMISSION	BA1
05.03.2025	ISSUE TO CLIENT	P1
09.12.2024	MET TENDER ISSUE	MET1
02.12.2024	DD ISSUE	DD1

Use figured dimensions only. Do not scale from the drawings.
Confirm the scale of hardcopy drawings by using the attached scale bar.
Check all dimensions on site before fabrication or before set out.
Refer any discrepancies to the architect.
Refer specification for description of codes for finishes and materials.

ABBREVIATIONS

BOL1	Bollard - Type 1
C-COL	Concrete Column. Refer Str. Eng.
FD1	Floor Drain - Type 1
FF2	Floor Finish - Type 2
FF7	Floor Finish - Type 7
FHR	Fire Hose Reel
H-SD	Hydraulic Sanitary Drainage. Refer Hyd Eng.
H-SW	Hydraulic Stormwater Drainage. Refer Hyd Eng.
S-COL1	Steel Column - Type 1. Refer Str. Eng.
SWP	Stormwater Pit. Refer to Hyd. Eng.

ABBREVIATIONS

TAC1	Tactile Ground Indicator - Type 1
WS	Wheel Stop

NOTES

NOTE 1 HYDRAULIC FIXTURES, WALL AND FLOOR FINISHES, STAIR FINISHES, FALLS TO WASTE INDICATIVE ONLY - REFER ID DOCUMENTATION

NOTE 2 JOINERY INDICATIVE ONLY - REFER ID DOCUMENTATION

LEGEND

- INSITU CONCRETE
- EXISTING ELEMENTS TO BE RETAINED
- NEW BLOCKWORK
- CLEARANCE ZONE
- CLEARANCE ZONE
- STRUCTURE OVER

DRAWING TITLE:
BASEMENT PLAN

DRAWING NO: CD_200

REVISION C2

PROJECT NO:	P24020
PHASE:	CONSTRUCTION
SCALE:	1 : 50 @ A1 (50%@A3)
DRAWN BY:	KIRK
CHECKED BY:	BP
REVISION DATE:	25/08/2025

PRINT IN COLOUR

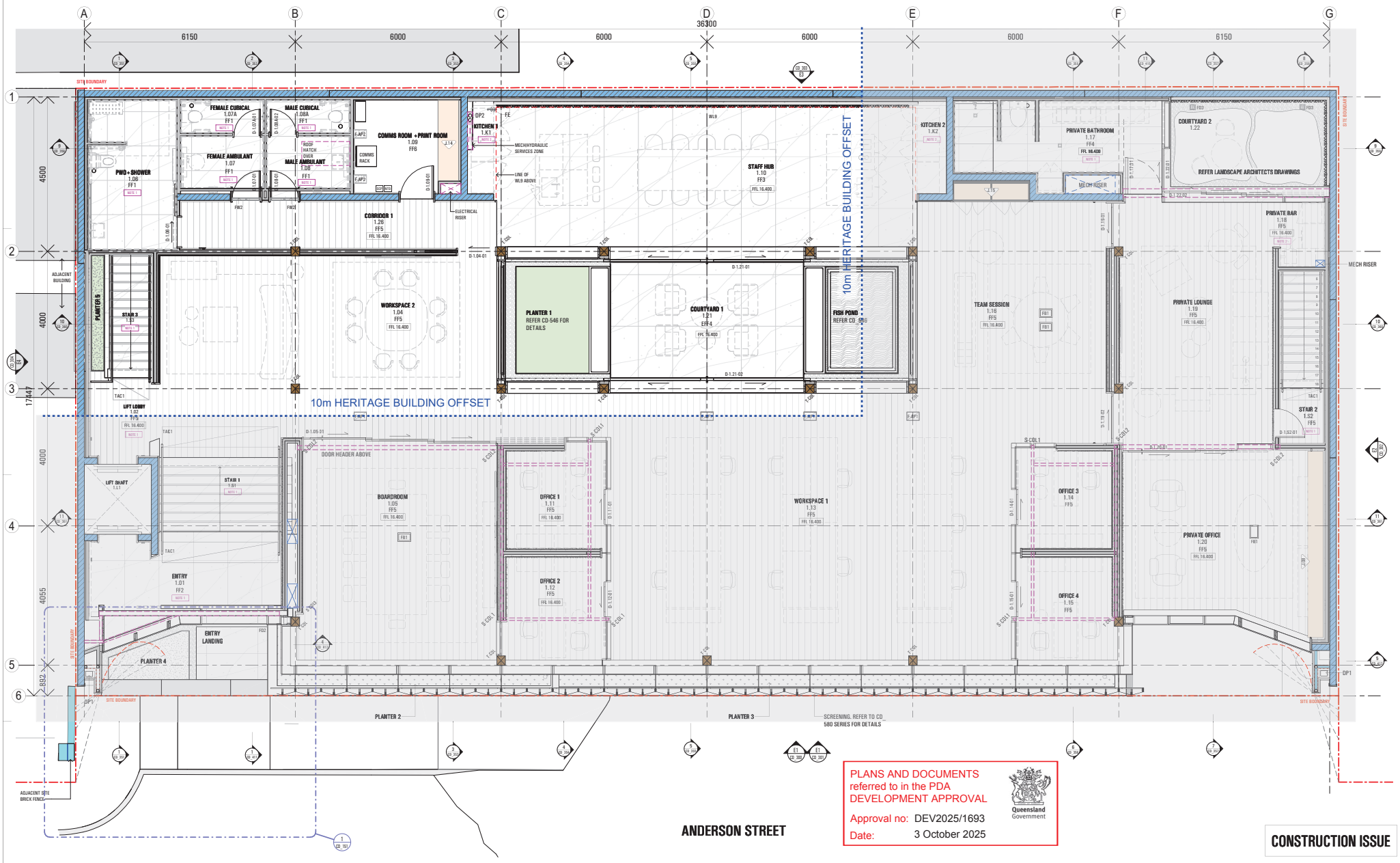

PLANS AND DOCUMENTS referred to in the PDA DEVELOPMENT APPROVAL

Approval no: DEV2025/1693

Date: 3 October 2025

Queensland Government

ANDERSON STREET

CONSTRUCTION ISSUE

COPYRIGHT

All rights reserved. This work is copyright and cannot be reproduced or copied by any means without the written permission of Richard Kirk Architect Pty Ltd. Any license, express or implied, to use this document for any purpose whatsoever is restricted to the terms of the agreement between Richard Kirk Architect Pty Ltd and the contracting party.

kirk

RICHARD KIRK ARCHITECT PTY LTD ACN 088 628 880
11 LOGAN ROAD, WOOLLOONGABBA QLD 4102 AUSTRALIA
MAIL@KIRK.STUDIO
KIRK.STUDIO
T 07 3434 8000

CONSULTANT TEAM

STRUCTURAL ENGINEER - TTW
MECHANICAL ENGINEER - JHA
HYDRAULIC ENGINEER - JHA
ELECTRICAL ENGINEER - JHA
LANDSCAPE ARCHITECT - WILD STUDIO

CLIENT

FORTITVDO PTY LTD ATF FORTITVDO TRUST
ACN 675 642 190 OF 24 BANK STREET, WEST END, QUEENSLAND 4101

PROJECT

47 ANDERSON STREET
47 ANDERSON STREET FORTITUDE VALLEY QLD 4006

DATE	DETAILS	REV
7.07.2025	CONSTRUCTION ISSUE	C1
14.04.2025	COORDINATION ISSUE	P2
27.03.2025	BUILDING APPROVAL UPDATES	BA2
14.03.2025	BUILDING APPROVAL SUBMISSION	BA1
05.03.2025	ISSUE TO CLIENT	P1
09.12.2024	MET TENDER ISSUE	MET1
02.12.2024	DD ISSUE	DD1

Use figured dimensions only. Do not scale from the drawings.
Confirm the scale of building drawings by using the attached scale bar.
Check all dimensions on site before commencing construction or fabrication.
Refer any discrepancies to the architect.
Refer specification for description of codes for finishes and materials.

ABBREVIATIONS

DP1	Rainwater Downpipe - Type 1
DP2	Rainwater Downpipe - Type 2
EFF4	External Floor Finish - Type 4
FB1	Electrical Floor Box - Type 1
FE	Fire Extinguisher
FF1	Floor Finish - Type 1
FF2	Floor Finish - Type 2
FF3	Floor Finish - Type 3
FF4	Floor Finish - Type 4
FF5	Floor Finish - Type 5
FF6	Floor Finish - Type 6

ABBREVIATIONS

S-COL1	Steel Column - Type 1. Refer Str. Eng.
S-COL2	Steel Column - Type 2. Refer Str. Eng.
S-COL3	Steel Column - Type 3. Refer Str. Eng.
T-COL	Timber Column. Refer Str. Eng.
TAC1	Tactile Ground Indicator - Type 1
WL9	Wall Lining - Type 9. Terracotta Baguette

NOTES

NOTE 1 HYDRAULIC FIXTURES, WALL AND FLOOR FINISHES, STAIR FINISHES, FALLS TO WASTE INDICATIVE ONLY - REFER ID DOCUMENTATION

NOTE 2 JOINERY INDICATIVE ONLY - REFER ID DOCUMENTATION

LEGEND

- BLOCKWORK WALLS
- LINE OF STRUCTURE ABOVE
- LINE OF ROOF OVER
- FURNITURE SELECTION BY OTHERS

DRAWING TITLE:
LEVEL 1 PLAN

DRAWING NO: CD_202

REVISION: C1

PROJECT NO:	P24020
PHASE:	CONSTRUCTION
SCALE:	1 : 50 @ A1 (50%@A3)
DRAWN BY:	KIRK
CHECKED BY:	BP
REVISION DATE:	7.07.2025

PRINT IN COLOUR

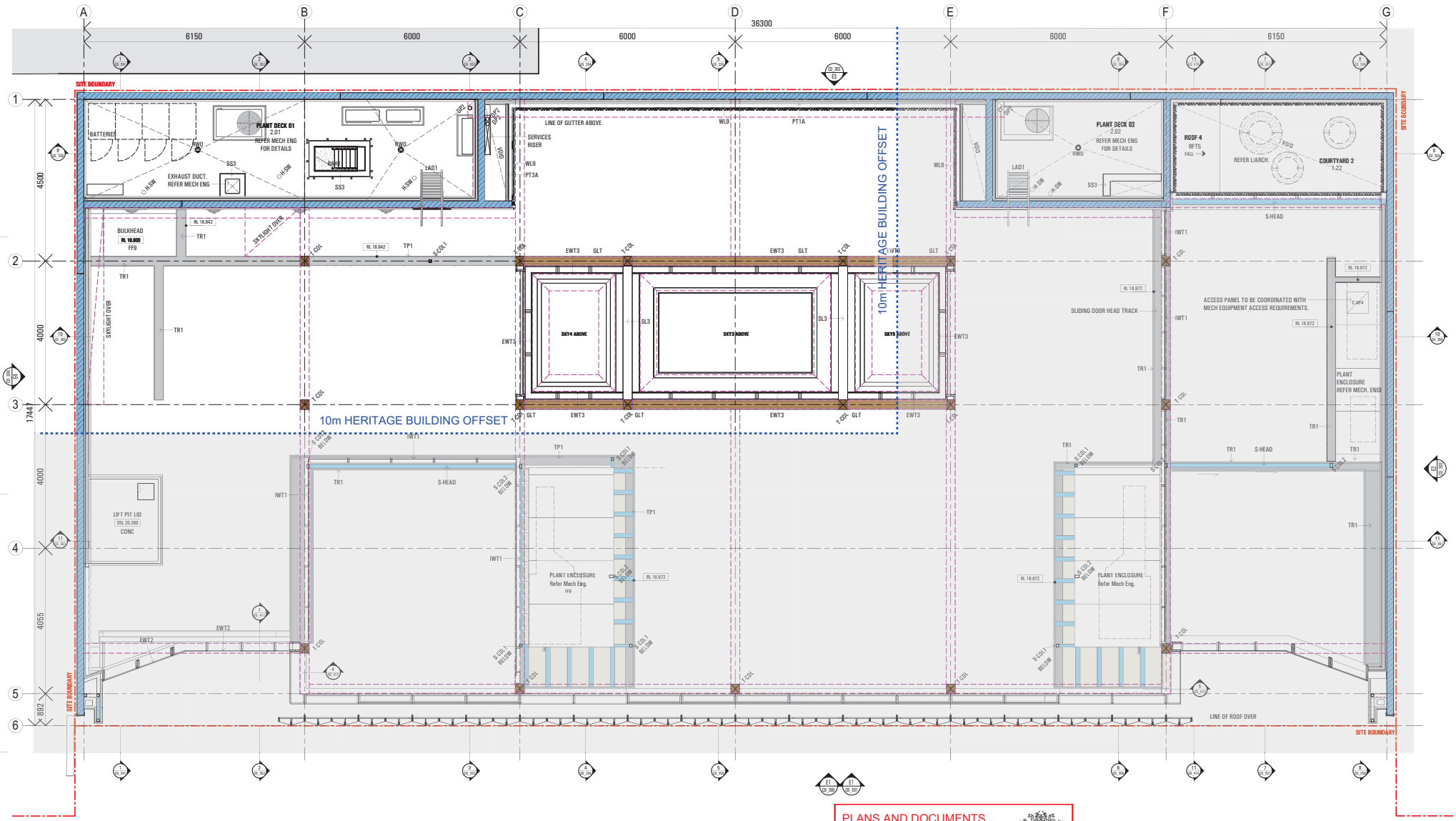

PLANS AND DOCUMENTS referred to in the PDA DEVELOPMENT APPROVAL

Approval no: DEV2025/1693

Date: 3 October 2025

Queensland Government

ANDERSON STREET

CONSTRUCTION ISSUE

COPYRIGHT

All rights reserved. This work is copyright and cannot be reproduced or copied by any means without the written permission of Richard Kirk Architect Pty Ltd. Any license, express or implied, to use this document for any purpose whatsoever is restricted to the terms of the agreement between Richard Kirk Architect Pty Ltd and the instructing party.

kirk

RICHARD KIRK ARCHITECT PTY LTD ACN 088 628 880
11 LOGAN ROAD, WOOLLOONGABBA QLD 4102 AUSTRALIA
MAIL@KIRK.STUDIO
KIRK.STUDIO
T 07 3434 8000

CONSULTANT TEAM

STRUCTURAL ENGINEER - TTW
MECHANICAL ENGINEER - JHA
HYDRAULIC ENGINEER - JHA
ELECTRICAL ENGINEER - JHA
LANDSCAPE ARCHITECT - WILD STUDIO

CLIENT

FORTITVDO PTY LTD ATF FORTITVDO TRUST
ACN 675 642 190 OF 24 BANK STREET, WEST END, QUEENSLAND 4101

PROJECT

47 ANDERSON STREET
47 ANDERSON STREET FORTITUDE VALLEY QLD 4006

DATE	DETAILS	REV
7.07.2025	CONSTRUCTION ISSUE	C1
14.04.2025	COORDINATION ISSUE	P2
27.03.2025	BUILDING APPROVAL UPDATES	BA2
14.03.2025	BUILDING APPROVAL SUBMISSION	BA1
05.03.2025	ISSUE TO CLIENT	P1
09.12.2024	MET TENDER ISSUE	MET1
02.12.2024	DD ISSUE	DD1

Use figured dimensions only. Do not scale from the drawings.
Confirm the scale of hardcopy drawings by using the attached scale bar.
Check all dimensions on site before commencement or fabrication or before set out.
Refer any discrepancies to the architect.
Refer specification for description of codes for finishes and materials.

ABBREVIATIONS

CONC	Concrete
DP2	Rainwater Downpipe - Type 2
EWT2	External Wall - Type 2
EWT3	External Wall - Type 3
H-SW	Hydraulic Stormwater Drainage. Refer Hyd Eng.
IWT1	Internal Wall - Type 1
LAD1	Roof Access Ladder
PT1A	Partition - Type 1A. Refer Finishes Schedule
PT3A	Partition - Type 3A. Refer Finishes Schedule
RAH1	Roof Access Hatch

ABBREVIATIONS

RWO	Rainwater Outlet. Refer Hyd Eng.
SL3	Soffit Lining - Type 3
SS3	Stainless Steel Flashings
T.COL	Timber Column. Refer Str. Eng.
TR1	Timber Trim - Type 1
WL9	Wall Lining - Type 9. Terracotta Baguette

DRAWING TITLE:
PLANT LEVEL PLAN

DRAWING NO: CD_203

REVISION: C1

PROJECT NO:	P24020
PHASE:	CONSTRUCTION
SCALE:	1 : 50 @ A1 (50%@A3)
DRAWN BY:	KIRK
CHECKED BY:	BP
REVISION DATE:	7.07.2025

PRINT IN COLOUR

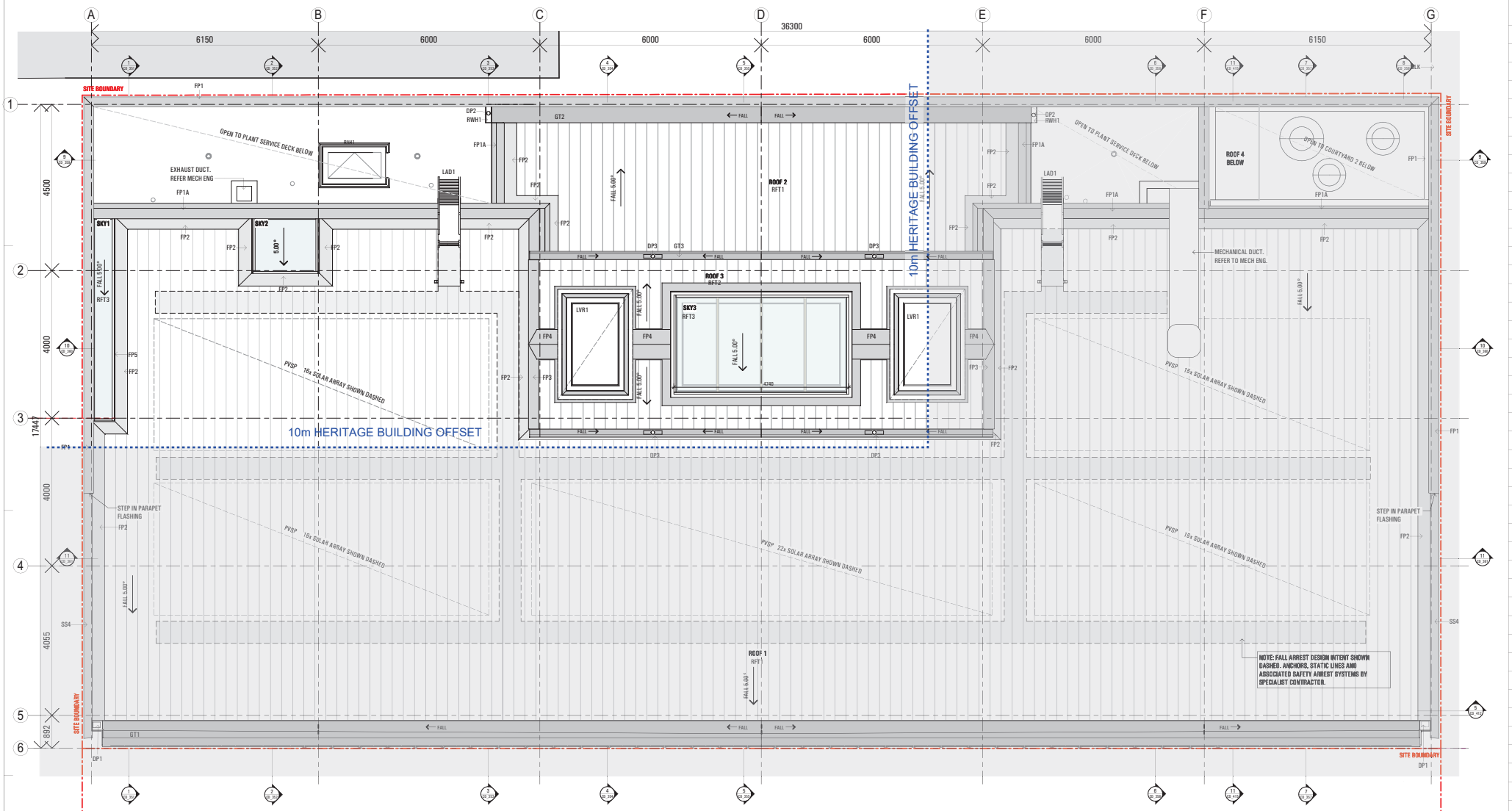

PLANS AND DOCUMENTS referred to in the PDA DEVELOPMENT APPROVAL

Approval no: DEV2025/1693

Date: 3 October 2025

Queensland Government

ANDERSON STREET

CONSTRUCTION ISSUE

COPYRIGHT

All rights reserved. This work is copyright and cannot be reproduced or copied by any means without the written permission of Richard Kirk Architect Pty Ltd. Any license, express or implied, to use this document for any purpose whatsoever is restricted to the terms of the agreement between Richard Kirk Architect Pty Ltd and the instructing party.

kirk

RICHARD KIRK ARCHITECT PTY LTD ACN 088 628 880
11 LOGAN ROAD, WOOLLOONGABBA QLD 4102 AUSTRALIA
MAIL@KIRK.STUDIO
KIRK.STUDIO
T 07 3434 8000

CONSULTANT TEAM

STRUCTURAL ENGINEER - TTW
MECHANICAL ENGINEER - JHA
HYDRAULIC ENGINEER - JHA
ELECTRICAL ENGINEER - JHA
LANDSCAPE ARCHITECT - WILD STUDIO

CLIENT

FORTITVDO PTY LTD ATF FORTITVDO TRUST
ACN 675 642 190 OF 24 BANK STREET, WEST END, QUEENSLAND 4101

PROJECT

47 ANDERSON STREET
47 ANDERSON STREET FORTITUDE VALLEY QLD 4006

DATE	DETAILS	REV
7.07.2025	CONSTRUCTION ISSUE	C1
14.04.2025	COORDINATION ISSUE	P2
27.03.2025	BUILDING APPROVAL UPDATES	BA2
14.03.2025	BUILDING APPROVAL SUBMISSION	BA1
05.03.2025	ISSUE TO CLIENT	P1
09.12.2024	MET TENDER ISSUE	MET1
02.12.2024	DD ISSUE	DD1

Use figured dimensions only. Do not scale from the drawings.
Confirm the scale of building drawings by using the attached scale bar.
Check all dimensions on site before commencing fabrication or before set out.
Refer any discrepancies to the architect.
Refer specification for description of codes for finishes and materials.

ABBREVIATIONS

BLK	Blockwork Wall. Refer Str. Eng.
DP1	Rainwater Downpipe - Type 1
DP2	Rainwater Downpipe - Type 2
DP3	Rainwater Downpipe - Type 3
FP1	Flashing Profile - Type 1
FP1A	Flashing Profile - Type 1A
FP2	Flashing Profile - Type 2
FP3	Flashing Profile - Type 3
FP4	Flashing Profile - Type 4
FP5	Flashing Profile - Type 5

ABBREVIATIONS

GT1	Gutter - Type 1. Box Gutter
GT2	Gutter - Type 2. Eaves Gutter
GT3	Gutter - Type 3. Quad Gutter
LAD1	Roof Access Ladder
LVR1	Louvre System - Type 1
PVSP	Photovoltaic Solar Panels
RFT1	Roof Assembly Type 1 - Main Building Roof
RFT2	Roof Assembly Type 2 - Courtyard 1 Roof
RFT3	Roof Type 3 - Glazed Roof
RWH1	Rainwater Head - Type 1
SS4	Stainless Steel Parapet Capping

DRAWING TITLE:
ROOF PLAN

DRAWING NO: CD_204

REVISION: C1

PROJECT NO:	P24020
PHASE:	CONSTRUCTION
SCALE:	1 : 50 @ A1 (50%@A3)
DRAWN BY:	KIRK
CHECKED BY:	BP
REVISION DATE:	7.07.2025

PRINT IN COLOUR