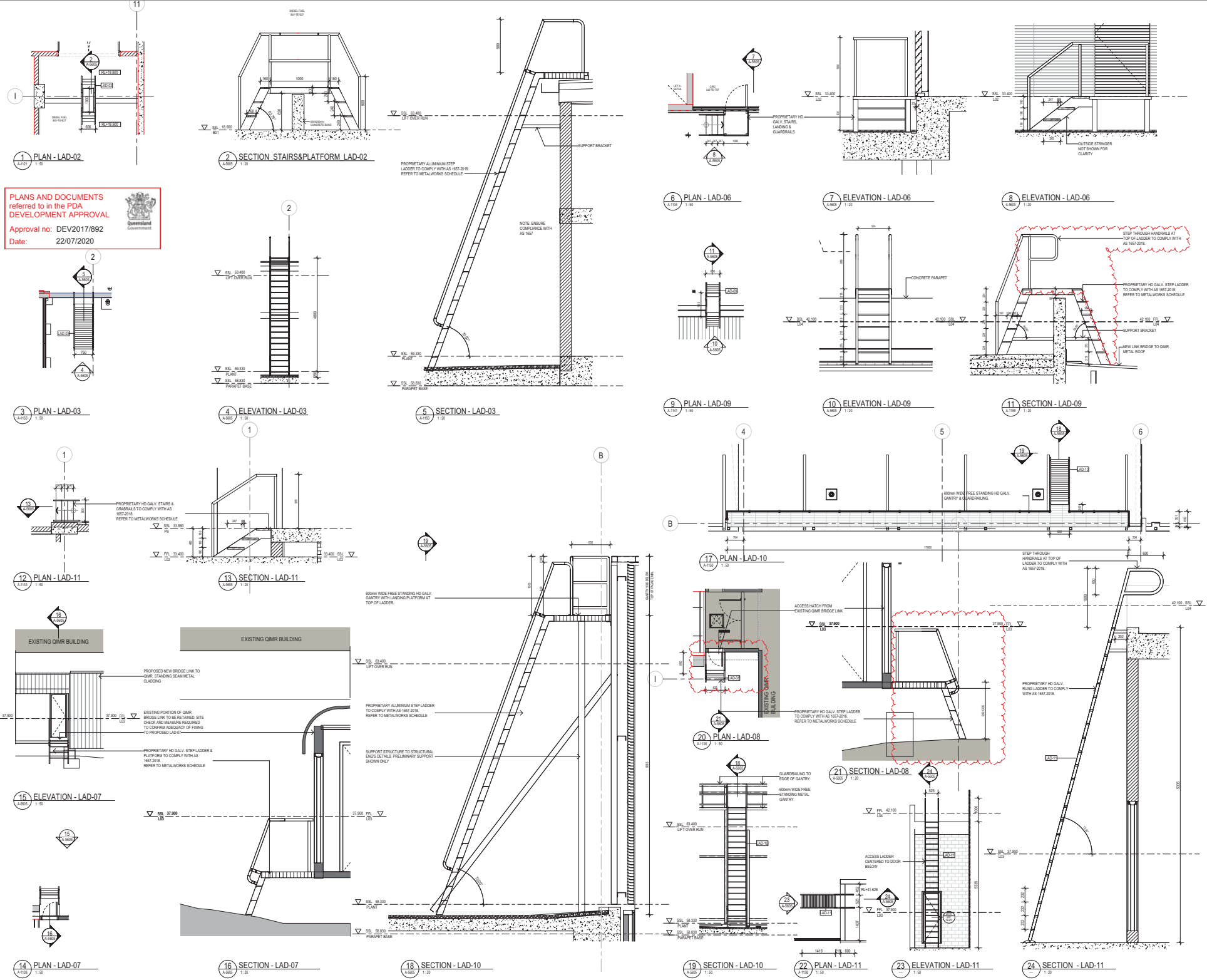

NORTH

0 100 200 400mm
1:5

NOTES

1. DO NOT SCALE DRAWINGS. WRITTEN DIMENSIONS GOVERN.
2. ALL DIMENSIONS ARE IN MILLIMETRES UNLESS NOTED
3. ALL DIMENSIONS SHALL BE VERIFIED ON SITE BEFORE PROCEEDING WITH THE WORK. HASSELL SHALL BE NOTIFIED IN WRITING OF ANY DISCREPANCIES.
4. THIS DRAWING MUST BE READ IN CONJUNCTION WITH ALL RELEVANT CONTRACTS, SPECIFICATIONS AND DRAWINGS.

© COPYRIGHT OF THIS DRAWING IS VESTED IN HASSELL LTD. 2017 HASSELL LTD.

THIS DRAWING IS AN UNCONTROLLED COPY. UNLESS NOTED OTHERWISE.

ENSURE THIS DRAWING IS PRINTED IN COLOUR.

NOTE: STAIR MEMBERS TO ALIGN WITH FORM 15 CERTIFICATION & TO COMPLY WITH AS 1657 2018

REV	DESCRIPTION	DATE
7	IFC HANDRAIL UPDATE	15.05.20
6	IFC HANDRAIL UPDATE	06.05.20
5	QIMR SERVICE DOORS RELOCATION	29.04.20
4	SERVICE LADDER LOCATION UPDATED	06.02.20
3	L03 LADDER & DOORS	17.12.19
2	QIMR BRIDGE ACCESS HATCH IFC UPDATE	03.12.19
1	METALWORKS DETAILS IFC	31.10.19
B	METALWORKS TENDER ADDENDUM	29.10.18
A	TENDER ISSUE - METALWORKS	23.07.18

CONSULTANT

HASSELL Limited ABN 007 711 435
36 WARRY STREET FORTITUDE VALLEY
BRISBANE QLD 4006 AUSTRALIA
E hassell@hassell.com.au W www.hassell.com
T +61 7 3854 4000 F +61 7 3854 4100

HASSELL

CLIENT

Australian Unity
WATPAC

PROJECT

SRACC
HERSTON ROAD, HERSTON QLD

DRAWING TITLE

METALWORKS DETAILS -SHEET 06

LADDERS & STAIRS

PROJECT STAGE

SHEET STATUS

FOR CONSTRUCTION

SCALE @ A0	DRAWN
As indicated	HSL

PROJECT NUMBER	DRAWING NUMBER	REV
012375	SRC-A-5605	7

BIM 360 / Herston Quarter Redevelopment (SRACC Building)/SRC-BIM_A1_SRACC_SHELL.rvt

Original Sheet Size A0 - 1189 x 841mm

PLANS AND DOCUMENTS referred to in the PDA DEVELOPMENT APPROVAL
Approval no: DEV2017/892
Date: 22/07/2020

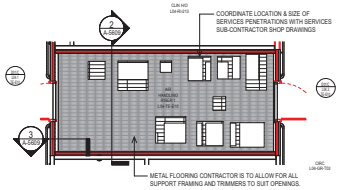

1 A-1141 PLAN (TYPICAL) - GMF-01 FLOOR
1 : 50

REFER TO FLOOR PLANS (SRC-A-1120 SERIES & SRC-A-9600 SERIES) FOR LOCATIONS OF GMF-01 FLOORING. THIS PLAN IS A TYPICAL LAYOUT. SIZES VARY ACROSS THE PROJECT.
ALSO READ IN CONJUNCTION WITH THE METALWORKS SCHEDULE

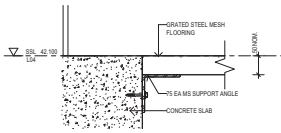

2 A-5809 SECTION 1 GMF-01 FLOOR
1 : 5

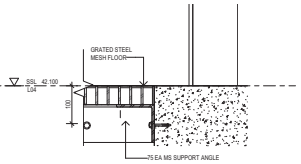

3 A-5809 SECTION 2 GMF-01 FLOOR
1 : 5

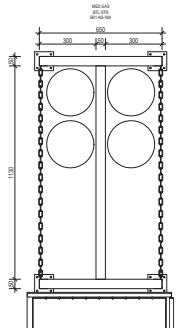

4 A-1120 PLAN - STO GASB
1 : 10

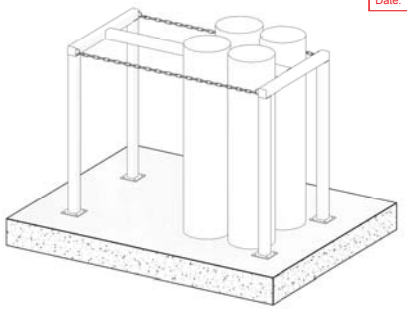

6 3D VIEW - STO GASB

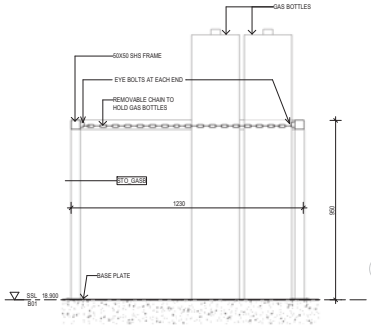

5 A-5809 ELEVATION- STO GASB
1 : 10

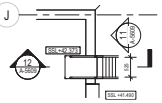

10 A-1147 PLAN - LAD-13
1 : 50

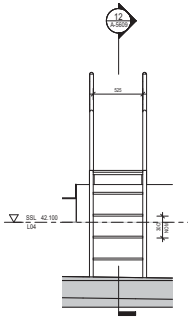

11 A-4204 ELEVATION - LAD-13
1 : 20

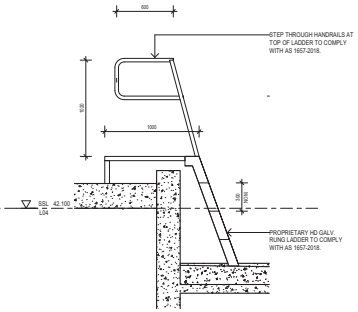

12 A-4204 SECTION - LAD-13
1 : 20

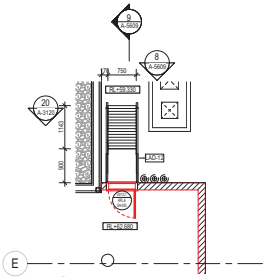

7 A-1149 PLAN - LAD-12
1 : 50

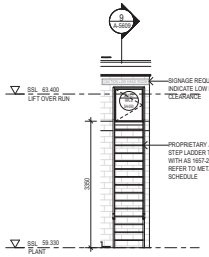

8 A-5809 ELEVATION - LAD-12
1 : 50

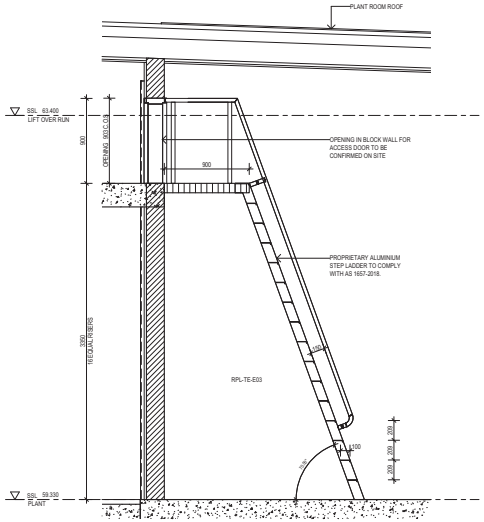

9 A-5809 SECTION - LAD-12
1 : 20

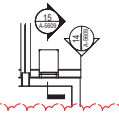

13 A-1141 FLOOR PLAN - LAD-04 (LAD-05 SIMILAR)
1 : 50

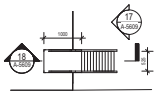

16 A-1141 PLAN - LAD-14
1 : 50

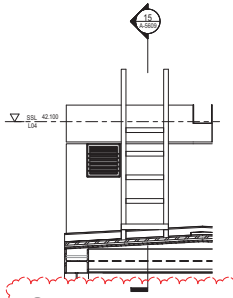

14 A-5809 ELEVATION - LAD-04 (LAD-05 SIMILAR)
1 : 20

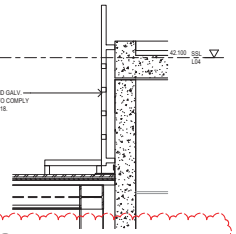

15 A-5809 SECTION - LAD-04 (LAD-05 SIMILAR)
1 : 20

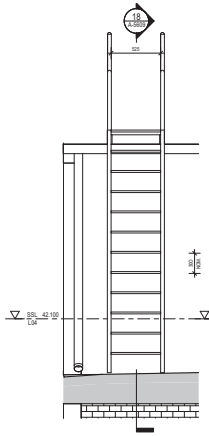

17 A-5810 ELEVATION - LAD-14
1 : 20

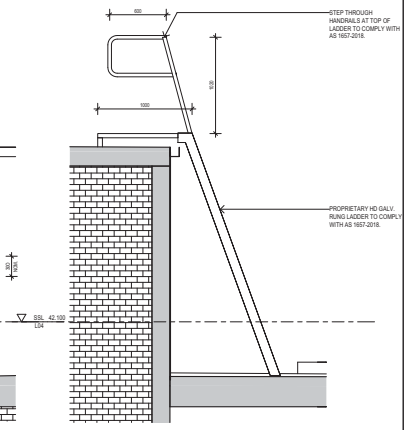

18 A-5810 SECTION - LAD-14
1 : 20

NORTH

0 100 200 400mm
1:5

NOTES
1. DO NOT SCALE DRAWINGS. WRITTEN DIMENSIONS GOVERN.
2. ALL DIMENSIONS ARE IN MILLIMETRES UNLESS NOTED
3. ALL DIMENSIONS SHALL BE VERIFIED ON SITE BEFORE PROCEEDING WITH THE WORK. HASSELL SHALL BE NOTIFIED IN WRITING OF ANY DISCREPANCIES.
4. THIS DRAWING MUST BE READ IN CONJUNCTION WITH ALL RELEVANT CONTRACTS, SPECIFICATIONS AND DRAWINGS.

© COPYRIGHT OF THIS DRAWING IS VESTED IN HASSELL LTD. 2017 HASSELL LTD.
THIS DRAWING IS AN UNCONTROLLED COPY. UNLESS NOTED OTHERWISE.

ENSURE THIS DRAWING IS PRINTED IN COLOUR.

REV	DESCRIPTION	DATE
4	ACCESS LADDER NAME UPDATE	15.05.20
3	IFC HANDRAIL UPDATE	15.05.20
2	PLANT ACCESS LADDER	28.01.20
1	METALWORKS DETAILS IFC	31.10.19

CONSULTANT
HASSELL Limited ABN 007 711 435
36 WARRY STREET FORTITUDE VALLEY
BRISBANE QLD 4006 AUSTRALIA
HASSELL.COM.AU HASSELLSTUDIO.COM
T +61 7 3854 4000 F +61 7 3854 4100
HASSELL

CLIENT
Australian Unity
WATPAC

PROJECT
SRACC
HERSTON ROAD, HERSTON QLD

DRAWING TITLE
METALWORKS DETAILS - SHEET 10

PROJECT STAGE

SHEET STATUS
FOR CONSTRUCTION

SCALE @ A0	DRAWN
As indicated	HSL

PROJECT NUMBER	DRAWING NUMBER	REV
012375	SRC-A-5609	4

BIM 360://Herston Quarter Redevelopment (SRACC Building)/SRC-A5_SRACC_SHELL.rvt

Original Sheet Size A0 - 1189 x 841mm

1905/2020 11:37 AM

LEGEND

CODE	DESCRIPTION	FINISH / COLOUR
BAL-01	BALUSTRADE - TYPE 01 - STEEL	PAINT FINISH TO MATCH "COLORBOND NIGHT SKY"
CHS*	LIFT TRANSOM	PAINT FINISH TO MATCH AAF - "BURNT SIENNA" JE20TMB
CTSB	CFC SOFFIT LINING AND BULKHEADS	BARESTONE FC NATURAL FINISH SHEET
CW*	INSITU CONCRETE WALLS	CLASS 2 CX CONCRETE FINISH
ECL*	EXTERNAL COLUMN MOUNTED LIGHT FITTING	GREY / MATT SILVER (PER MANUF. COLOUR)
FCW*	CFC EXTERNAL WALL CLADDING	PAINT FINISH - WATTYL "ELLE GREY" LOW SHEEN
GLS1	FACADE PANEL - TYPE 1 - IGU VISION PANEL	G JAMES ANODISING - "CHAMPAGNE BRONZE" (AA25) TO FRAME. GLASS FINISH AS PER FACADE SPECIFICATION
GLS1J	FACADE PANEL - TYPE 1 - IGU VISION PANEL WITH INTERNAL JOCKEY SASH AND INTERSTITIAL BLINDS	G JAMES ANODISING - "CHAMPAGNE BRONZE" (AA25) TO FRAME. GLASS FINISH AS PER FACADE SPECIFICATION
GLS1P	FACADE PANEL - TYPE 1 - IGU VISION PANEL WITH GRAPHIC PRIVACY	G JAMES ANODISING - "CHAMPAGNE BRONZE" (AA25) TO FRAME. GLASS FINISH AS PER FACADE SPECIFICATION
GLS2	FACADE PANEL - TYPE 2 - PROFILED VERTICAL ANODISED ALUMINIUM CLADDING	G JAMES ANODISING - "CHAMPAGNE BRONZE" (AA25)
GLS3	FACADE PANEL - TYPE 3 - SHADOW BOX PANEL	GLASS FINISH AND ANODISED ALUMINIUM SHADOW BOX BEHIND AS PER FACADE SPECIFICATION
GLS4	FACADE PANEL - TYPE 4 - LAMINATED HEAT STRENGTHENED GLAZING (FT-03 - ENTRANCE GLAZING)	GLASS FINISH AS PER FACADE SPECIFICATION
GLS7	FACADE PANEL - TYPE 7 - RETAIL SHOPFRONT GLAZING	GLASS FINISH AS PER FACADE SPECIFICATION
GLS8	FACADE PANEL - TYPE 8 - LIFTS 8 & 10 IGU VISION PANEL	GLASS FINISH AS PER FACADE SPECIFICATION
CC1	INSITU CONCRETE COLUMN	CLASS 2 CX CONCRETE - HONED FINISH
CS1	INSITU CONCRETE SLAB EDGE	CLASS 2 CX CONCRETE - HONED FINISH
CB1	INSITU CONCRETE BEAM	CLASS 2 CX CONCRETE - HONED FINISH
LVR-01A	LOUVRE - TYPE 01A - ANODISED ALUMINIUM SINGLE STAGE (CURTAIN WALL FACADE)	G JAMES ANODISING - "CHAMPAGNE BRONZE" (AA25)
LVR-01B	LOUVRE - TYPE 01B - ANODISED ALUMINIUM 2 STAGE (CURTAIN WALL FACADE)	G JAMES ANODISING - "CHAMPAGNE BRONZE" (AA25)
LVR-02	LOUVRE - TYPE 02 - ANODISED ALUMINIUM SINGLE STAGE (TO CONCRETE/BLOCKWORK WALLS)	G JAMES ANODISING - "CHAMPAGNE BRONZE" (AA25)
LVR-03	LOUVRE - TYPE 03 - ROOF LEVEL ANODISED ALUMINIUM 2 STAGE WEATHERPROOF LOUVRE	G JAMES ANODISING - "CHAMPAGNE BRONZE" (AA25)
LVR-04	LOUVRE - TYPE 04 - AUTOMATICALLY OPERATED GLAZED LOUVRES (CONNECTED TO BMS)	GLASS LOUVRES (AS PER FACADE SPECIFICATION)
LVR-05	LOUVRE - TYPE 05 - ACRAN 400 SERIES ACOUSTIC LOUVRE	G JAMES ANODISING - "CHAMPAGNE BRONZE" (AA25)
MRS1	METAL ROOF SHEETING - TYPE 1	COLORBOND ULTRA - "WOODLAND GREY"
PCC1	PRECAST CONCRETE COLUMN	CLASS 2 CX CONCRETE FINISH
PCP1	PRECAST CONCRETE TILT UP PANEL - TYPE 1	CLASS 2 CX CONCRETE FINISH
SCN-01	SCREEN - TYPE 1 - SECURITY MESH SCREEN	STAINLESS STEEL
SCN-02	SCREEN - TYPE 2 - ANODISED ALUMINIUM CARPARK SCREEN	G JAMES ANODISING - "CHAMPAGNE BRONZE" (AA25)
SCN-03	SCREEN - TYPE 3 - ANODISED ALUMINIUM HORIZONTAL BLADE SCREEN WALL TO COOLING TOWERS	G JAMES ANODISING - "CHAMPAGNE BRONZE" (AA25)
SST-01	SHADE STRUCTURE - TYPE 1 - ANODISED ALUMINIUM VERTICAL BLADES TO FACADE	G JAMES ANODISING - "CHAMPAGNE BRONZE" (AA25)
SST-02	SHADE STRUCTURE - TYPE 2 - ANODISED ALUMINIUM VERTICAL BLADES (NORTH FACADE - LEVELS 4 - 5)	AAF - "GOLD ODESSEY" (E78GL)

NOTE:
1. EXPOSED CONCRETE - CLASS 2CX - ARCHITECTURAL FINISH - CONCRETE MIX AS SPECIFIED

2. EXTERNAL STEEL FRAMING STRUCTURES ARE TO HAVE PAINT FINISH TO MATCH COLORBOND "NIGHT SKY"

PLANS AND DOCUMENTS referred to in the PDA DEVELOPMENT APPROVAL

Approval no: DEV2017/892

Date: 22/07/2020

Queensland Government

2 ELEVATION 1_100 - EAST - PART 2
1 : 100

1 ELEVATION 1_100 - EAST - PART 1
1 : 100

NORTH

0 2 4 8m
1:100

NOTES
1. DO NOT SCALE DRAWINGS. WRITTEN DIMENSIONS GOVERN.
2. ALL DIMENSIONS ARE IN MILLIMETRES UNLESS NOTED
3. ALL DIMENSIONS SHALL BE VERIFIED ON SITE BEFORE PROCEEDING WITH THE WORK. HASSELL SHALL BE NOTIFIED IN WRITING OF ANY DISCREPANCIES.
4. THIS DRAWING MUST BE READ IN CONJUNCTION WITH ALL RELEVANT CONTRACTS, SPECIFICATIONS AND DRAWINGS.

© COPYRIGHT OF THIS DRAWING IS VESTED IN HASSELL LTD. 2017 HASSELL LTD.

THIS DRAWING IS AN UNCONTROLLED COPY. UNLESS NOTED OTHERWISE.

ENSURE THIS DRAWING IS PRINTED IN COLOUR.

REV	DESCRIPTION	DATE
11	IFC HANDRAIL UPDATE	15.05.20
10	IFC UPDATES	26.03.20
9	IFC LOUVRE UPDATE	10.10.19
8	EASTERN ELEVATION IFC UPDATE	05.07.19
7	ROOF DECK OVERFLOWS - POSITION & QUANTITY UPDATE & ROOF LEVEL REFERENCE CHANGE	01.02.19
6	START 1 & 2 LID RL UPDATE	11.01.19
5	REVISED IFC FACADE - COLUMN JOINT UPDATE	10.12.18
4	PACKAGE 2A IFC UPDATE	10.08.18
3	PACKAGE 4 - SUBSTAGE C	10.07.18
2	COMPLIANCE ASSESSMENT RESUBMISSION	23.05.18
1	PACKAGE 2A - IFC ISSUE	11.05.18
K	SUBMISSION 2A - AMENDED	21.03.18
J	SUBMISSION 2A	16.03.18
H	CALL-OUT REFERENCE UPDATE	14.02.18
G	SUB STAGE C - SUBMISSION 1 DESIGN DEVELOPMENT	15.12.17
F	DA ISSUE	20.11.17
E	LOUVRE SCOPE UPDATE	08.11.17
D	FOR TENDER	03.11.17
C	DRAFT - DA ISSUE	12.10.17
B	DRAFT - DA ISSUE	22.08.17
A	SUB STAGE B - DESIGN DEVELOPMENT	08.08.17

CONSULTANT

HASSELL Limited ABN 007 711 435
36 WARRY STREET FORTITUDE VALLEY
BRISBANE QLD 4006 AUSTRALIA
GPO BOX 1500 BRISBANE QLD 4001
T +61 7 3914 4000 F +61 7 3914 4100

HASSELL

Australian Unity

WATPAC

CLIENT

PROJECT
SRACC
HERSTON ROAD, HERSTON QLD

DRAWING TITLE
DETAIL ELEVATION - EAST

PROJECT STAGE

SHEET STATUS
FOR CONSTRUCTION

SCALE @ A0	DRAWN
1 : 100	HSL

PROJECT NUMBER	DRAWING NUMBER	REV
012375	SRC-A-2012	11

Original Sheet Size A0 - 1189 x 841mm

BIM 360://Herston Quarter Redevelopment SRACC Building/012375-SRC_A0_SRACC_SHELL.rvt

PLANS AND DOCUMENTS referred to in the PDA DEVELOPMENT APPROVAL

Approval no: DEV2017/892

Date: 22/07/2020

Queensland Government

NOTE:
1. EXPOSED CONCRETE - CLASS 2CX - ARCHITECTURAL FINISH - CONCRETE MIX AS SPECIFIED

2. EXTERNAL STEEL FRAMING STRUCTURES ARE TO HAVE PAINT FINISH TO MATCH COLORBOND "NIGHT SKY"

LEGEND

CODE	DESCRIPTION	FINISH / COLOUR
BAL-01	BALUSTRADE - TYPE 01 - STEEL	PAINT FINISH TO MATCH "COLORBOND NIGHT SKY"
CHS1	LIFT TRANSOM	PAINT FINISH TO MATCH AAP - "BURNT SIENNA" (E25TM)
CT66	CFC SOFFIT LINING AND BULKHEADS	BARESTONE FC NATURAL FINISH SHEET
CW*	INSITU CONCRETE WALLS	CLASS 2 CX CONCRETE FINISH
ECL*	EXTERNAL COLUMN MOUNTED LIGHT FITTING	GREY / MATT SILVER (PER MANUF. COLOUR)
FCW*	CFC EXTERNAL WALL CLADDING	PAINT FINISH - WATTYL "ELLIE GREY" LOW SHEEN
GLS1	FACADE PANEL - TYPE 1 - IGU VISION PANEL	G JAMES ANODISING - "CHAMPAGNE BRONZE" (AA25) TO FRAME. GLASS FINISH AS PER FACADE SPECIFICATION
GLS1J	FACADE PANEL - TYPE 1 - IGU VISION PANEL WITH INTERNAL JOCKEY SASH AND INTERSTITIAL BLINDS	G JAMES ANODISING - "CHAMPAGNE BRONZE" (AA25) TO FRAME GLASS FINISH AS PER FACADE SPECIFICATION
GLS1P	FACADE PANEL - TYPE 1 - IGU VISION PANEL WITH GRAPHIC PRIVACY	G JAMES ANODISING - "CHAMPAGNE BRONZE" (AA25) TO FRAME. GLASS FINISH AS PER FACADE SPECIFICATION
GLS2	FACADE PANEL - TYPE 2 - PROFILED VERTICAL ANODISED ALUMINIUM CLADDING	G JAMES ANODISING - "CHAMPAGNE BRONZE" (AA25)
GLS3	FACADE PANEL - TYPE 3 - SHADOW BOX PANEL	GLASS FINISH AND ANODISED ALUMINIUM SHADOW BOX BEHIND AS PER FACADE SPECIFICATION
GLS4	FACADE PANEL - TYPE 4 - LAMINATED HEAT STRENGTHENED GLAZING (FT-03 - ENTRANCE GLAZING)	GLASS FINISH AS PER FACADE SPECIFICATION
GLS7	FACADE PANEL - TYPE 7 - RETAIL SHOPFRONT GLAZING	GLASS FINISH AS PER FACADE SPECIFICATION
GLS8	FACADE PANEL - TYPE 8 - LIFTS 8 & 10 IGU VISION PANEL	GLASS FINISH AS PER FACADE SPECIFICATION
ICC1	INSITU CONCRETE COLUMN	CLASS 2 CX CONCRETE - HONED FINISH
ICS1	INSITU CONCRETE SLAB EDGE	CLASS 2 CX CONCRETE - HONED FINISH
ICB1	INSITU CONCRETE BEAM	CLASS 2 CX CONCRETE - HONED FINISH
LVR-01A	LOUVRE - TYPE 01A - ANODISED ALUMINIUM SINGLE STAGE (CURTAIN WALL FACADE)	G JAMES ANODISING - "CHAMPAGNE BRONZE" (AA25)
LVR-01B	LOUVRE - TYPE 01B - ANODISED ALUMINIUM 2 STAGE (CURTAIN WALL FACADE)	G JAMES ANODISING - "CHAMPAGNE BRONZE" (AA25)
LVR-02	LOUVRE - TYPE 02 - ANODISED ALUMINIUM SINGLE STAGE (TO CONCRETE/BLOCKWORK WALLS)	G JAMES ANODISING - "CHAMPAGNE BRONZE" (AA25)
LVR-03	LOUVRE - TYPE 03 - ROOF LEVEL ANODISED ALUMINIUM 2 STAGE WEATHERPROOF LOUVRE	G JAMES ANODISING - "CHAMPAGNE BRONZE" (AA25)
LVR-04	LOUVRE - TYPE 04 - AUTOMATICALLY OPERATED GLAZED LOUVRES (CONNECTED TO BMS)	GLASS LOUVRES (AS PER FACADE SPECIFICATION)
LVR-05	LOUVRE - TYPE 05 - ACBAN 400 SERIES ACOUSTIC LOUVRE	G JAMES ANODISING - "CHAMPAGNE BRONZE" (AA25)
MRS1	METAL ROOF SHEETING - TYPE 1	COLORBOND ULTRA - "WOODLAND GREY"
PCC1	PRECAST CONCRETE COLUMN	CLASS 2 CX CONCRETE FINISH
PCP1	PRECAST CONCRETE TILT UP PANEL - TYPE 1	CLASS 2 CX CONCRETE FINISH
SCN-01	SCREEN - TYPE 1 - SECURITY MESH SCREEN	STAINLESS STEEL
SCN-02	SCREEN - TYPE 2 - ANODISED ALUMINIUM CARPARK SCREEN	G JAMES ANODISING - "CHAMPAGNE BRONZE" (AA25)
SCN-03	SCREEN - TYPE 3 - ANODISED ALUMINIUM HORIZONTAL BLADE SCREEN WALL TO COOLING TOWERS	G JAMES ANODISING - "CHAMPAGNE BRONZE" (AA25)
SST-01	SHADE STRUCTURE - TYPE 1 - ANODISED ALUMINIUM VERTICAL BLADES TO FACADE	G JAMES ANODISING - "CHAMPAGNE BRONZE" (AA25)
SST-02	SHADE STRUCTURE - TYPE 2 - ANODISED ALUMINIUM VERTICAL BLADES (NORTH FACADE - LEVELS 4 - 5)	AAF - "GOLD ODESSEY" (E78GL)



1 ELEVATION 1_100 - NORTH
1 : 100

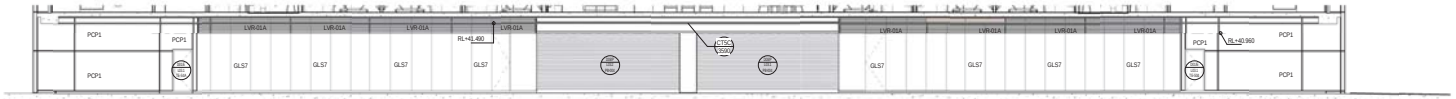

2 ELEVATION 1_100 - LEVEL 03 RETAIL GLAZING
1 : 100

NORTH

0 2 4 8m
1:100

NOTES
1. DO NOT SCALE DRAWINGS. WRITTEN DIMENSIONS GOVERN.
2. ALL DIMENSIONS ARE IN MILLIMETRES UNLESS NOTED
3. ALL DIMENSIONS SHALL BE VERIFIED ON SITE BEFORE PROCEEDING WITH THE WORK. HASSELL SHALL BE NOTIFIED IN WRITING OF ANY DISCREPANCIES.
4. THIS DRAWING MUST BE READ IN CONJUNCTION WITH ALL RELEVANT CONTRACTS, SPECIFICATIONS AND DRAWINGS.

© COPYRIGHT OF THIS DRAWING IS VESTED IN HASSELL LTD. 2017 HASSELL LTD.

THIS DRAWING IS AN UNCONTROLLED COPY. UNLESS NOTED OTHERWISE.

ENSURE THIS DRAWING IS PRINTED IN COLOUR.

REV	DESCRIPTION	DATE
12	IFC HANDRAIL UPDATE	15.05.20
11	SST-02 SCOPE UPDATE	17.02.20
10	NORTHERN ELEVATION IFC UPDATE	05.07.19
9	IFC ELEVATION UPDATES	23.04.19
8	NORTH ELEVATION ADDITIONAL VIEW	25.03.19
7	ROOF LEVEL REFERENCE CHANGE	06.02.19
6	STAIR 1 & 2 LID RL UPDATE	11.01.19
5	REVISED IFC FACADE - COLUMN JOINT UPDATE	10.12.18
4	PACKAGE 2A IFC UPDATE	10.08.18
3	PACKAGE 4 - SUBSTAGE C	10.07.18
2	COMPLIANCE ASSESSMENT RESUBMISSION	23.05.18
1	PACKAGE 2A - IFC ISSUE	11.05.18
L	SUBMISSION 2A - AMENDED	21.03.18
K	SUBMISSION 2A	16.03.18
J	CALL-OUT REFERENCE UPDATE	14.02.18
H	SUB STAGE C - SUBMISSION 1 DESIGN DEVELOPMENT	15.12.17
G	DA ISSUE	20.11.17
F	GLAZING TYPE UPDATE	09.11.17
E	LOUVRE SCOPE UPDATE	08.11.17
D	FOR TENDER	03.11.17
C	DRAFT - DA ISSUE	12.10.17
B	DRAFT - DA ISSUE	22.08.17
A	SUB STAGE B - DESIGN DEVELOPMENT	08.08.17

CONSULTANT
HASSELL Limited ABN 007 711 435
36 WARRY STREET FORTITUDE VALLEY
BRISBANE QLD 4006 AUSTRALIA
T +61 7 3914 4000 www.hassell.com.au
F +61 7 3914 4000 F +61 7 3914 4100
HASSELL

CLIENT
Australian Unity
WATPAC

PROJECT
SRACC
HERSTON ROAD, HERSTON QLD

DRAWING TITLE
DETAIL ELEVATION - NORTH

PROJECT STAGE
-

SHEET STATUS
FOR CONSTRUCTION

SCALE @ A0	DRAWN
1 : 100	HSL

PROJECT NUMBER	DRAWING NUMBER	REV
012375	SRC-A-2011	12

Original Sheet Size A0 - 1189 x 841mm

BIM 360://Herston Quarter Redevelopment SRACC Building/SRACC_A0_SRACC_SHELL.rvt
1/05/2020 10:18:32 AM

PLANS AND DOCUMENTS referred to in the PDA DEVELOPMENT APPROVAL

Queensland Government

Approval no: DEV2017/892
Date: 22/07/2020

1 ELEVATION 1_100 - SOUTH
1 : 100

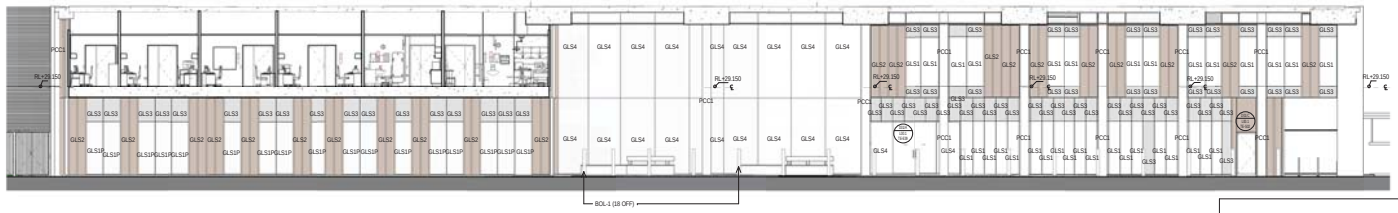

2 ELEVATION 1_100 - SOUTH ENTRY
A-0130 1 : 100

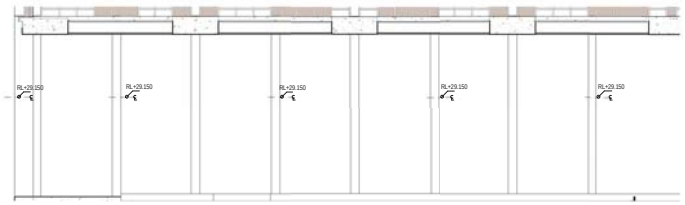

3 ELEVATION 1_100 - PORTE-COCHERE
1 : 100



4 PART ELEVATION 1_100 - SOUTH - GROUND L00 GRID 6 TO 9
1 : 100

NOTE:
1. EXPOSED CONCRETE - CLASS 2CX - ARCHITECTURAL FINISH - CONCRETE MIX AS SPECIFIED

2. EXPOSED EXTERNAL STEEL AND METALWORK ARE TO HAVE PAINT FINISH TO MATCH COLORBOND "NIGHT SKY"

LEGEND

CODE	DESCRIPTION	FINISH / COLOUR
BAL-01	BALUSTRADE - TYPE 01 - STEEL	PAINT FINISH TO MATCH "COLORBOND NIGHT SKY"
CHS*	LIFT TRANSOM	PAINT FINISH TO MATCH AAF - "BURNT SIENNA" (E28TM)
CTS8	CPC SOFFIT LINING AND BULKHEADS	BARESTONE FC NATURAL FINISH SHEET
CW*	INSITU CONCRETE WALLS	CLASS 2 CX CONCRETE FINISH
EC1.*	EXTERNAL COLUMN MOUNTED LIGHT FITTING	GREY / MATT SILVER. (PER MANUF. COLOUR)
FCW*	CFC EXTERNAL WALL CLADDING	PAINT FINISH - WATTYL "ELLIE GREY" LOW SHEEN
GLS1	FAÇADE PANEL - TYPE 1 - IGU VISION PANEL	G JAMES ANODISING - "CHAMPAGNE BRONZE" (AA25) TO FRAME. GLASS FINISH AS PER FAÇADE SPECIFICATION
GLS1J	FAÇADE PANEL - TYPE 1 - IGU VISION PANEL WITH INTERNAL JOCKEY SASH AND INTERSTITIAL BLINDS	G JAMES ANODISING - "CHAMPAGNE BRONZE" (AA25) TO FRAME. GLASS FINISH AS PER FAÇADE SPECIFICATION
GLS1P	FAÇADE PANEL - TYPE 1 - IGU VISION PANEL WITH GRAPHIC PRIVACY	G JAMES ANODISING - "CHAMPAGNE BRONZE" (AA25) TO FRAME. GLASS FINISH AS PER FAÇADE SPECIFICATION
GLS2	FAÇADE PANEL - TYPE 2 - PROFILED VERTICAL ANODISED ALUMINIUM CLADDING	G JAMES ANODISING - "CHAMPAGNE BRONZE" (AA25)
GLS3	FAÇADE PANEL - TYPE 3 - SHADOW BOX PANEL	GLASS FINISH AND ANODISED ALUMINIUM SHADOW BOX BEHIND AS PER FAÇADE SPECIFICATION
GLS4	FAÇADE PANEL - TYPE 4 - LAMINATED HEAT STRENGTHENED GLAZING (FT.03 - ENTRANCE GLAZING)	GLASS FINISH AS PER FAÇADE SPECIFICATION
GLS7	FAÇADE PANEL - TYPE 7 - RETAIL SHOPFRONT GLAZING	GLASS FINISH AS PER FAÇADE SPECIFICATION
GLS8	FAÇADE PANEL - TYPE 8 - UFTS 8 & 10 ISU VISION PANEL	GLASS FINISH AS PER FAÇADE SPECIFICATION
ICC1	INSITU CONCRETE COLUMN	CLASS 2 CX CONCRETE - HONED FINISH
ICS1	INSITU CONCRETE SLAB EDGE	CLASS 2 CX CONCRETE - HONED FINISH
CB1	INSITU CONCRETE BEAM	CLASS 2 CX CONCRETE - HONED FINISH
LVR-01A	LOUVRE - TYPE 01A - ANODISED ALUMINIUM SINGLE STAGE (CURTAIN WALL FACADE)	G JAMES ANODISING - "CHAMPAGNE BRONZE" (AA25)
LVR-01B	LOUVRE - TYPE 01B - ANODISED ALUMINIUM 2 STAGE (CURTAIN WALL FACADE)	G JAMES ANODISING - "CHAMPAGNE BRONZE" (AA25)
LVR-02	LOUVRE - TYPE 02 - ANODISED ALUMINIUM SINGLE STAGE (TO CONCRETE/BLOCKWORK WALLS)	G JAMES ANODISING - "CHAMPAGNE BRONZE" (AA25)
LVR-03	LOUVRE - TYPE 03 - ROOF LEVEL ANODISED ALUMINIUM 2 STAGE WEATHERPROOF LOUVRE	G JAMES ANODISING - "CHAMPAGNE BRONZE" (AA25)
LVR-04	LOUVRE - TYPE 04 - AUTOMATICALLY OPERATED GLAZED LOUVRES (CONNECTED TO BMS)	GLASS LOUVRES (AS PER FAÇADE SPECIFICATION)
LVR-05	LOUVRE - TYPE 05 - ACRAM 400 SERIES ACOUSTIC LOUVRE	G JAMES ANODISING - "CHAMPAGNE BRONZE" (AA25)
MRS1	METAL ROOF SHEETING - TYPE 1	COLORBOND ULTRA - "WOODLAND GREY"
PCC1	PRECAST CONCRETE COLUMN	CLASS 2 CX CONCRETE FINISH
PCP1	PRECAST CONCRETE TILT UP PANEL - TYPE 1	CLASS 2 CX CONCRETE FINISH
SCN-01	SCREEN - TYPE 1 - SECURITY MESH SCREEN	STAINLESS STEEL
SCN-02	SCREEN - TYPE 2 - ANODISED ALUMINIUM CARPARK SCREEN	G JAMES ANODISING - "CHAMPAGNE BRONZE" (AA25)
SCN-03	SCREEN - TYPE 3 - ANODISED ALUMINIUM HORIZONTAL BLADE SCREEN WALL TO COOLING TOWERS	G JAMES ANODISING - "CHAMPAGNE BRONZE" (AA25)
SST-01	SHADE STRUCTURE - TYPE 1 - ANODISED ALUMINIUM VERTICAL BLADES TO FACADE	G JAMES ANODISING - "CHAMPAGNE BRONZE" (AA25)
SST-02	SHADE STRUCTURE - TYPE 2 - ANODISED ALUMINIUM VERTICAL BLADES (NORTH FACADE - LEVELS 4 - 5)	AAF - "GOLD ODESSEY" (E78GL)

NORTH

0 2 4 8m
1:100

NOTES
1. DO NOT SCALE DRAWINGS. WRITTEN DIMENSIONS GOVERN.
2. ALL DIMENSIONS ARE IN MILLIMETRES UNLESS NOTED
3. ALL DIMENSIONS SHALL BE VERIFIED ON SITE BEFORE PROCEEDING WITH THE WORK. HASSELL SHALL BE NOTIFIED IN WRITING OF ANY DISCREPANCIES.
4. THIS DRAWING MUST BE READ IN CONJUNCTION WITH ALL RELEVANT CONTRACTS, SPECIFICATIONS AND DRAWINGS.

© COPYRIGHT OF THIS DRAWING IS VESTED IN HASSELL LTD. 2017 HASSELL LTD.

THIS DRAWING IS AN UNCONTROLLED COPY. UNLESS NOTED OTHERWISE.

ENSURE THIS DRAWING IS PRINTED IN COLOUR.

REV	DESCRIPTION	DATE
11	IFC HANDRAIL UPDATE	15.05.20
10	IFC LOUVRE UPDATE	10.10.19
9	ELEVATION - IFC UPDATE	13.09.19
8	IFC ELEVATION UPDATES	23.04.19
7	ROOF DECK OVERFLOWS - POSITION & QUANTITY UPDATE & ROOF LEVEL REFERENCE CHANGE	01.02.19
6	STAIR 1 & 2 LID RL UPDATE	11.01.19
5	REVISED IFC FACADE - COLUMN JOINT UPDATE	10.12.18
4	PACKAGE 2A IFC UPDATE	10.08.18
3	PACKAGE 4 - SUBSTAGE C	10.07.18
2	COMPLIANCE ASSESSMENT RESUBMISSION	23.05.18
1	PACKAGE 2A - IFC ISSUE	11.05.18
K	SUBMISSION 2A - AMENDED	21.03.18
J	SUBMISSION 2A	16.03.18
H	CALLOUT REFERENCE UPDATE	14.02.18
G	SUB STAGE C - SUBMISSION 1 DESIGN DEVELOPMENT	15.12.17
F	DA ISSUE	20.11.17
E	LOUVRE SCOPE UPDATE	08.11.17
D	FOR TENDER	03.11.17
C	DRAFT - DA ISSUE	12.10.17
B	DRAFT - DA ISSUE	22.08.17
A	SUB STAGE B - DESIGN DEVELOPMENT	08.08.17

CONSULTANT

HASSELL Limited ABN 007 711 435
36 WARRY STREET FORTITUDE VALLEY
BRISBANE QLD 4006 AUSTRALIA
BRISBANE@HASSELLSTUDIO.COM
T +61 7 3914 4000 F +61 7 3914 4100

HASSELL

calibre CONSULTING

CAMBRAY Consulting Traffic Engineering and Transport Planning

CLIENT

Australian Unity

WATPAC

PROJECT

SRACC
HERSTON ROAD, HERSTON QLD

DRAWING TITLE

DETAIL ELEVATION - SOUTH

PROJECT STAGE

SHEET STATUS

FOR CONSTRUCTION

SCALE @ A0	DRAWN
1 : 100	HSL

PROJECT NUMBER	DRAWING NUMBER	REV
012375	SRC-A-2010	11

Original Sheet Size A0 -1189 x 841mm

14/08/2020 3:56:38 AM

BIM 360://Herston Quarter Redevelopment SRACC Building/SRACC_HR_SRACC_SHELL.rvt

PLANS AND DOCUMENTS referred to in the PDA DEVELOPMENT APPROVAL

Approval no: DEV2017/892

Date: 22/07/2020

Queensland Government

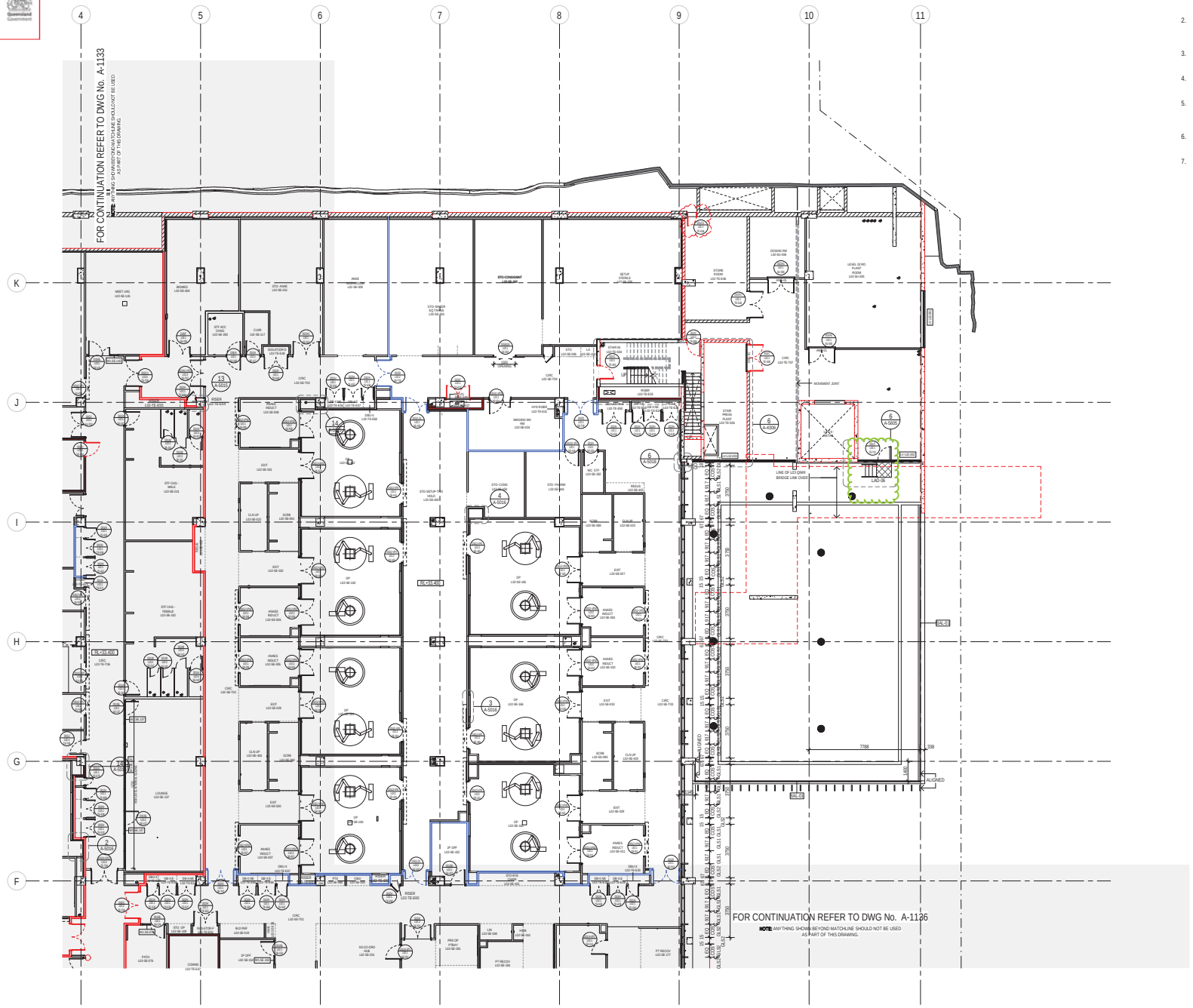

1 FLOOR PLAN_L02 - ZONE 2
1 : 100

GENERAL NOTES:

1. FOR DIMENSIONED SETOUT OF CONCRETE & BLOCKWORK WALLS, SLAB EDGES AND SLAB SETDOWNS, REFER TO SRC-A-1000 SERIES DRAWINGS.
2. FOR PARTITION TYPES AND DIMENSIONED SETOUT OF INTERNAL PARTITIONS, REFER TO SRC-A-1160 SERIES DRAWINGS.
3. FOR FURNITURE, FIXTURES AND EQUIPMENT, REFER TO SRC-A-1300 SERIES DRAWINGS.
4. FOR WALL & FLOOR FINISHES, REFER TO SRC-A-1200 SERIES DRAWINGS.
5. FOR DOOR AND INTERNAL GLAZING DETAILS, REFER TO SRC-A-5050 SERIES DRAWINGS AND SRC-A-5500 SERIES DRAWINGS
6. FOR JOINERY INFORMATION, REFER TO SRC-A-5300 SERIES DRAWINGS
7. FOR INFORMATION REGARDING FEATURE WALL LININGS PLAN DETAILS, REFER TO FINISHES PLANS SRC-A-1210 SERIES DRAWINGS

KEYPLAN

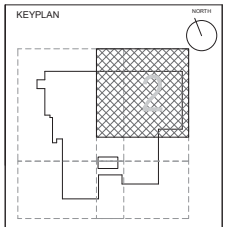

0 2 4 8m
1:100

NOTES

1. DO NOT SCALE DRAWINGS. WRITTEN DIMENSIONS GOVERN.
2. ALL DIMENSIONS ARE IN MILLIMETRES UNLESS NOTED OTHERWISE.
3. ALL DIMENSIONS SHALL BE VERIFIED ON SITE BEFORE PROCEEDING WITH THE WORK. HASSELL SHALL BE NOTIFIED IN WRITING OF ANY DISCREPANCIES.
4. THIS DRAWING MUST BE READ IN CONJUNCTION WITH ALL RELEVANT CONTRACTS, SPECIFICATIONS AND DRAWINGS.

© COPYRIGHT OF THIS DRAWING IS VESTED IN HASSELL LTD. 2017 HASSELL LTD.

THIS DRAWING IS AN UNCONTROLLED COPY. UNLESS NOTED OTHERWISE.

REV	DESCRIPTION	DATE
8	DOORS ADDED TO PLENUM SPACES	29.01.20
7	L02 2HR FIRE WALLS TO BOUNDARY	20.01.20
6	L02 PLANTER BALUSTRADE SET-OUT UPDATE	06.12.19
5	L02 PLANTER BALUSTRADE SET-OUT	05.12.19
4	L02 ELEVATION UPDATE	22.10.19
3	ALUM. DOORS UPDATE	19.02.19
2	L02 IFC UPDATE	10.10.18
1	IFC	26.09.18
P	ISSUE FOR DOOR HARDWARE COORD WITH PACKAGE 3 SSC AMENDMENTS	08.08.18
N	UPDATED INTERNAL GLAZING PACKAGE	27.07.18
M	TENDER ISSUE - METALWORKS	23.07.18
L	TENDER ISSUE - LOUVRES & GRILLES	08.06.18
K	TENDER ISSUE - DOORS	08.05.18
J	SUB STAGE C - PACKAGE 3 DESIGN DEVELOPMENT	11.04.18
H	TENDER ISSUE - CEILINGS & PARTITIONS	09.03.18
G	TENDER ISSUE - CEILINGS & PARTITIONS	22.02.18
F	SUB STAGE C – SUBMISSION 1 DESIGN DEVELOPMENT - UPDATE	16.02.18
E	80% TENDER FOR FEATURE TIMBER WALLS AND CEILINGS	14.11.17
D	LOUVRE SCOPE UPDATE	08.11.17
C	FOR TENDER	06.11.17
B	FOR TENDER	27.10.17
A	SUB STAGE B - DESIGN DEVELOPMENT	08.08.17

CONSULTANT

HASSELL Limited ABN 007 711 435
36 WARRY STREET FORTITUDE VALLEY
BRISBANE QLD 4006 AUSTRALIA
www.hassell.com.au info@hassell.com.au
T +61 7 3854 4000 F +61 7 3854 4100

HASSELL

CLIENT

Australian Unity

WATPAC

PROJECT

SRACC

HERSTON ROAD, HERSTON QLD

DRAWING TITLE

FLOOR PLAN - LEVEL L02 - ZONE 2

RL 33.400

PROJECT STAGE

SHEET STATUS

FOR CONSTRUCTION

SCALE @ A0	DRAWN
1 : 100	HSL

PROJECT NUMBER	DRAWING NUMBER	REV
012375	SRC-A-1134	8

Original Sheet Size A0 - 1189 x 841mm

C:\Revit Projects\RCH\SRC_AR_SRACC_SHELL_bangarx4

28/01/2020 4:18:07 PM

PLANS AND DOCUMENTS referred to in the PDA DEVELOPMENT APPROVAL

Approval no: DEV2017/892

Date: 22/07/2020

Queensland Government

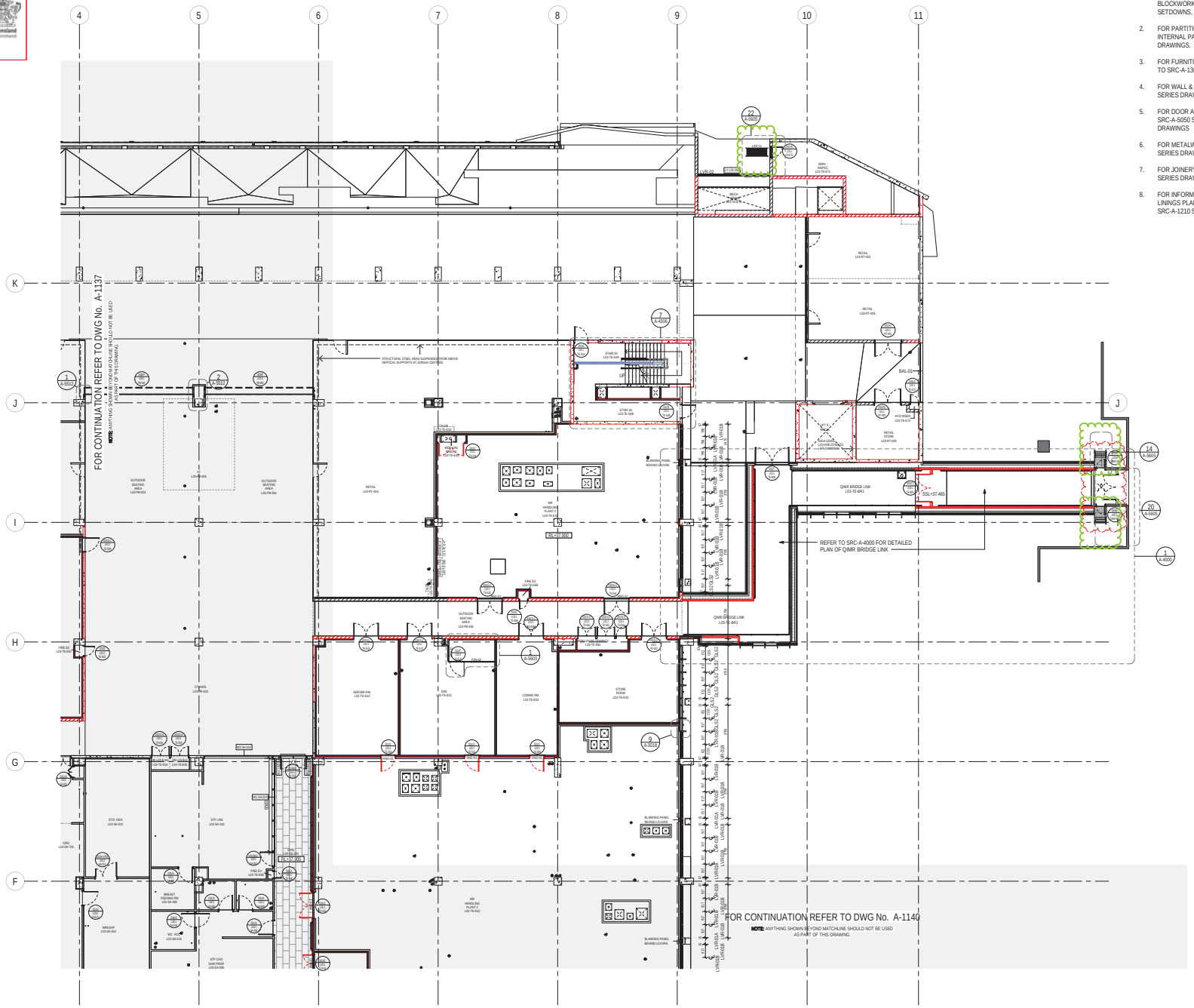

1 FLOOR PLAN_L03 - ZONE 2
1 : 100

GENERAL NOTES:

1. FOR DIMENSIONED SETOUT OF CONCRETE & BLOCKWORK WALLS, SLAB EDGES AND SLAB SETDOWNS, REFER TO SRC-A-1000 SERIES DRAWINGS.
2. FOR PARTITION TYPES AND DIMENSIONED SETOUT OF INTERNAL PARTITIONS, REFER TO SRC-A-1160 SERIES DRAWINGS.
3. FOR FURNITURE, FIXTURES AND EQUIPMENT, REFER TO SRC-A-1300 SERIES DRAWINGS.
4. FOR WALL & FLOOR FINISHES, REFER TO SRC-A-1200 SERIES DRAWINGS.
5. FOR DOOR AND INTERNAL GLAZING DETAILS, REFER TO SRC-A-5050 SERIES DRAWINGS AND SRC-A-5500 SERIES DRAWINGS
6. FOR METALWORKS DETAILS, REFER TO SRC-A-5600 SERIES DRAWINGS
7. FOR JOINERY INFORMATION, REFER TO SRC-A-5300 SERIES DRAWINGS
8. FOR INFORMATION REGARDING FEATURE WALL LININGS PLAN DETAILS, REFER TO FINISHES PLANS SRC-A-1210 SERIES DRAWINGS

KEYPLAN

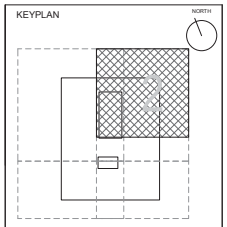

0 2 4 8m
1:100

NOTES

1. DO NOT SCALE DRAWINGS. WRITTEN DIMENSIONS GOVERN.
2. ALL DIMENSIONS ARE IN MILLIMETRES UNLESS NOTED OTHERWISE.
3. ALL DIMENSIONS SHALL BE VERIFIED ON SITE BEFORE PROCEEDING WITH THE WORK. HASSELL SHALL BE NOTIFIED IN WRITING OF ANY DISCREPANCIES.
4. THIS DRAWING MUST BE READ IN CONJUNCTION WITH ALL RELEVANT CONTRACTS, SPECIFICATIONS AND DRAWINGS.

© COPYRIGHT OF THIS DRAWING IS VESTED IN HASSELL LTD. 2017 HASSELL LTD.

THIS DRAWING IS AN UNCONTROLLED COPY. UNLESS NOTED OTHERWISE.

REV	DESCRIPTION	DATE
9	QIMR SERVICE DOORS RELOCATION	29.04.20
8	ACCESS LADDER IFC UPDATE	20.04.20
7	L03 LADDER & DOORS	17.12.19
6	L03 DOOR UPDATES	08.11.19
5	L03 COMMS ROOM IFC UPDATE	26.09.19
4	L03 IFC UPDATE	10.09.19
3	NE CORNER IFC UPDATE	05.03.19
2	ISSUE FOR DOOR HARDWARE COORD WITH PACKAGE 4 SSC AMENDMENTS	15.10.18
1	IFC	08.10.18
P	AMENDMENT TO LEVEL 3	03.10.18
N	ISSUE FOR DOOR HARDWARE COORDINATION	08.08.18
M	UPDATED STAIRS + LIFT LOBBY GLAZING + DOORS	31.07.18
L	UPDATED INTERNAL GLAZING PACKAGE	27.07.18
K	TENDER ISSUE - METALWORKS	23.07.18
J	PACKAGE 4 - SUBSTAGE C	10.07.18
H	TENDER ISSUE - DOORS	08.05.18
G	TENDER ISSUE - CEILINGS & PARTITIONS	22.02.18
F	SUB STAGE C – SUBMISSION 1 DESIGN DEVELOPMENT - UPDATE	16.02.18
E	80% TENDER FOR FEATURE TIMBER WALLS AND CEILINGS	14.11.17
D	LOUVRE SCOPE UPDATE	08.11.17
C	FOR TENDER	06.11.17
B	FOR TENDER	27.10.17
A	SUB STAGE B - DESIGN DEVELOPMENT	08.08.17

CONSULTANT

HASSELL Limited ABN 007 711 435
36 WARNER STREET FORTITUDE VALLEY
BRISBANE QLD 4006 AUSTRALIA
GPO BOX 1500 BRISBANE QLD 4001
T +61 7 3854 4000 F +61 7 3854 4100

HASSELL

CLIENT

Australian Unity

WATPAC

PROJECT

SRACC

HERSTON ROAD, HERSTON QLD

DRAWING TITLE

FLOOR PLAN - LEVEL L03 - ZONE 2

RL 37.900

PROJECT STAGE

SHEET STATUS

FOR CONSTRUCTION

SCALE @ A0	DRAWN
1 : 100	HSL

PROJECT NUMBER	DRAWING NUMBER	REV
012375	SRC-A-1138	9

BIM 360 / Herston Quarter Redevelopment SRACC Building/SRC-BSC_A1_SRACC_SHELL.rvt

30/04/2020 4:28:10 PM

Original Sheet Size A0 - 1189 x 841mm

PLANS AND DOCUMENTS referred to in the PDA DEVELOPMENT APPROVAL

Queensland Government

Approval no: DEV2017/892

Date: 22/07/2020

GENERAL NOTES:

1. FOR DIMENSIONED SETOUT OF CONCRETE & BLOCKWORK WALLS, SLAB EDGES AND SLAB SETDOWNS, REFER TO SRC-A-1000 SERIES DRAWINGS.
2. FOR PARTITION TYPES AND DIMENSIONED SETOUT OF INTERNAL PARTITONS, REFER TO SRC-A-1160 SERIES DRAWINGS.
3. FOR FURNITURE, FIXTURES AND EQUIPMENT, REFER TO SRC-A-1300 SERIES DRAWINGS.
4. FOR WALL & FLOOR FINISHES, REFER TO SRC-A-1200 SERIES DRAWINGS.
5. FOR DOOR AND INTERNAL GLAZING DETAILS, REFER TO SRC-A-5050 SERIES DRAWINGS AND SRC-A-5500 SERIES DRAWINGS
6. FOR METALWORKS DETAILS, REFER TO SRC-A-5600 SERIES DRAWINGS
7. FOR JOINERY INFORMATION, REFER TO SRC-A-5300 SERIES DRAWINGS
8. FOR INFORMATION REGARDING FEATURE WALL LININGS PLAN DETAILS, REFER TO FINISHES PLANS SRC-A-1210 SERIES DRAWINGS

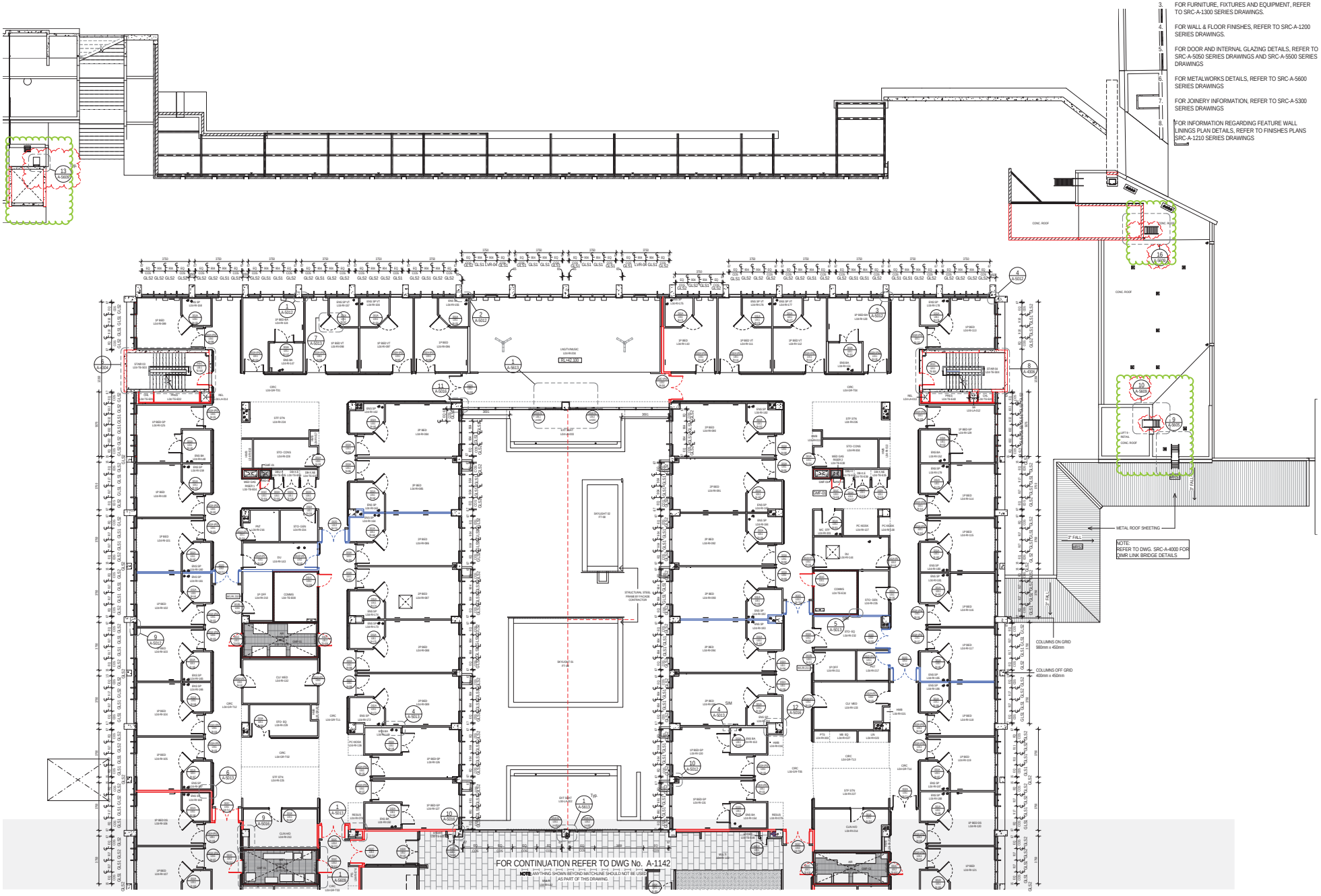

1 A-5010 FLOOR PLAN_L04 - NORTH
1 : 100

KEYPLAN

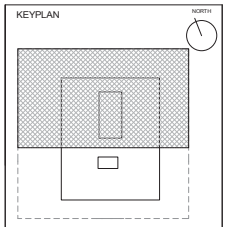

0 2 4 8m
1:100

NOTES
1. DO NOT SCALE DRAWINGS. WRITTEN DIMENSIONS GOVERN.
2. ALL DIMENSIONS ARE IN MILLIMETRES UNLESS NOTED OTHERWISE.
3. ALL DIMENSIONS SHALL BE VERIFIED ON SITE BEFORE PROCEEDING WITH THE WORK. HASSELL SHALL BE NOTIFIED IN WRITING OF ANY DISCREPANCIES.
4. THIS DRAWING MUST BE READ IN CONJUNCTION WITH ALL RELEVANT CONTRACTS, SPECIFICATIONS AND DRAWINGS.

© COPYRIGHT OF THIS DRAWING IS VESTED IN HASSELL LTD. 2017 HASSELL LTD.

THIS DRAWING IS AN UNCONTROLLED COPY. UNLESS NOTED OTHERWISE.

REV	DESCRIPTION	DATE
6	IFC HANDRAIL UPDATE	15.05.20
5	IFC HANDRAIL UPDATE	06.05.20
4	BALCONY SERVICES PANEL COORDINATION	22.04.20
3	IFC ISSUE - QIMR BRIDGE LINK	10.05.19
2	NE CORNER IFC UPDATE	05.03.19
1	IFC	16.10.18
T	TENDER ISSUE - ROOFING	27.08.18
S	ISSUE FOR DOOR HARDWARE COORD WITH PACKAGE 3 SSC AMENDMENTS	08.08.18
R	UPDATED INTERNAL GLAZING PACKAGE	27.07.18
Q	TENDER ISSUE - METALWORKS	23.07.18
P	TENDER ISSUE - LOUVRES & GRILLES	08.06.18
N	TENDER ISSUE - STRUCT. STEEL & ANCILLARY STEEL TRADE PACKAGE	01.06.18
M	TENDER ISSUE - DOORS	08.05.18
L	SUB STAGE C - PACKAGE 3 DESIGN DEVELOPMENT	11.04.18
K	TENDER ISSUE - CEILINGS & PARTITIONS	09.03.18
J	TENDER ISSUE - CEILINGS & PARTITIONS	22.02.18
H	SUB STAGE C – SUBMISSION 1 DESIGN DEVELOPMENT - UPDATE	16.02.18
G	100% TENDER FOR INTERNAL WINDOW	17.11.17
F	80% TENDER FOR FEATURE TIMBER WALLS AND CEILINGS	14.11.17
E	LOUVRE SCOPE UPDATE	08.11.17
D	FOR TENDER	06.11.17
C	FOR TENDER	03.11.17
B	FOR TENDER	27.10.17
A	SUB STAGE B - DESIGN DEVELOPMENT	08.08.17

CONSULTANT
HASSELL Limited ABN 007 711 435
36 WARNER STREET FORTITUDE VALLEY
BRISBANE QLD 4006 AUSTRALIA
T +61 7 3914 4000 F +61 7 3914 4001
T +61 7 3914 4000 F +61 7 3914 4100
HASSELL

CLIENT
Australian Unity
WATPAC

PROJECT
SRACC
HERSTON ROAD, HERSTON QLD

DRAWING TITLE
FLOOR PLAN - LEVEL L04 - NORTH

RL 42.100

PROJECT STAGE

SHEET STATUS
FOR CONSTRUCTION

SCALE @ A0	DRAWN
1 : 100	HSL

PROJECT NUMBER	DRAWING NUMBER	REV
012375	SRC-A-1141	6

BIM 360://Herston Quarter Redevelopment SRA/CC Building/SRC-BIS_A5_SRACC_SHELL.rvt

14/05/2019 4:19 AM

Original Sheet Size A0 - 1189 x 841mm

PLANS AND DOCUMENTS referred to in the PDA DEVELOPMENT APPROVAL

Approval no: DEV2017/892

Date: 22/07/2020

Queensland Government

GENERAL NOTES:

1. FOR DIMENSIONED SETOUT OF CONCRETE & BLOCKWORK WALLS, SLAB EDGES AND SLAB SETDOWNS, REFER TO SRC-A-1000 SERIES DRAWINGS.
2. FOR PARTITION TYPES AND DIMENSIONED SETOUT OF INTERNAL PARTITONS, REFER TO SRC-A-1160 SERIES DRAWINGS.
3. FOR FURNITURE, FIXTURES AND EQUIPMENT, REFER TO SRC-A-1300 SERIES DRAWINGS.
4. FOR WALL & FLOOR FINISHES, REFER TO SRC-A-1200 SERIES DRAWINGS.
5. FOR DOOR AND INTERNAL GLAZING DETAILS, REFER TO SRC-A-5050 SERIES DRAWINGS AND SRC-A-5500 SERIES DRAWINGS
6. FOR METALWORKS DETAILS, REFER TO SRC-A-5600 SERIES DRAWINGS
7. FOR JOINERY INFORMATION, REFER TO SRC-A-5300 SERIES DRAWINGS
8. FOR INFORMATION REGARDING FEATURE WALL LININGS PLAN DETAILS, REFER TO FINISHES PLANS SRC-A-1210 SERIES DRAWINGS

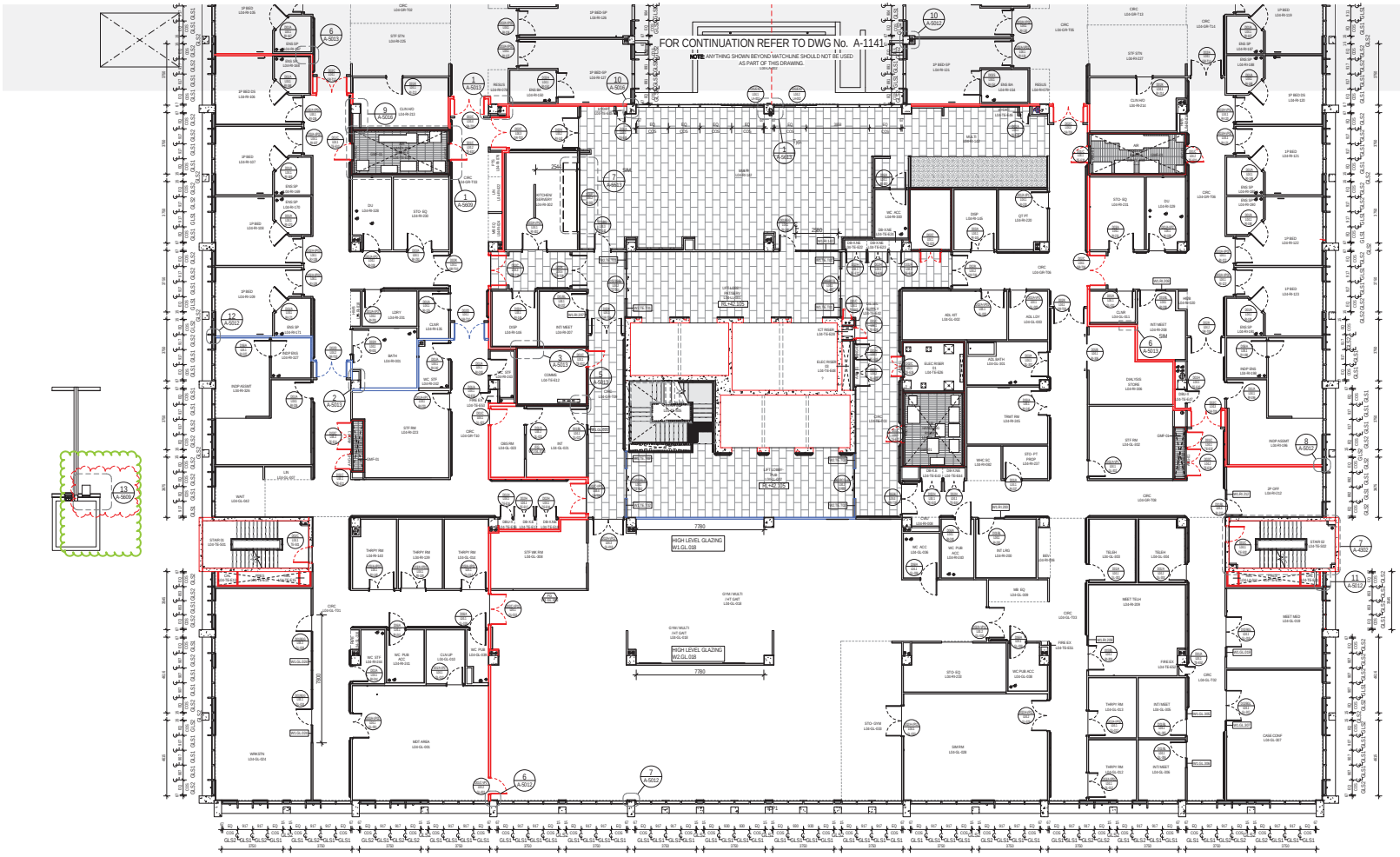

1 (A-0131) FLOOR PLAN_L04 - SOUTH
1 : 100

KEYPLAN

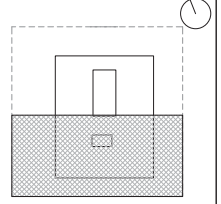

0 2 4 8m
1:100

NOTES
1. DO NOT SCALE DRAWINGS. WRITTEN DIMENSIONS GOVERN.
2. ALL DIMENSIONS ARE IN MILLIMETRES UNLESS NOTED OTHERWISE.
3. ALL DIMENSIONS SHALL BE VERIFIED ON SITE BEFORE PROCEEDING WITH THE WORK. HASSELL SHALL BE NOTIFIED IN WRITING OF ANY DISCREPANCIES.
4. THIS DRAWING MUST BE READ IN CONJUNCTION WITH ALL RELEVANT CONTRACTS, SPECIFICATIONS AND DRAWINGS.

© COPYRIGHT OF THIS DRAWING IS VESTED IN HASSELL LTD. 2017 HASSELL LTD.

THIS DRAWING IS AN UNCONTROLLED COPY. UNLESS NOTED OTHERWISE.

REV	DESCRIPTION	DATE
7	IFC HANDRAIL UPDATE	15.05.20
6	BALCONY SERVICES PANEL COORDINATION	22.04.20
5	LIFT LOBBY HANDRAILS AMENDED	17.01.20
4	FEATURE WALL PLAN DETAILS UPDATE	22.11.19
3	RISER DOOR UPDATE	22.02.19
2	L04 - IFC UPDATE	01.02.19
1	IFC	16.10.18
S	ISSUE FOR DOOR HARDWARE OOORD WITH PACKAGE 3 SSC AMENDMENTS	08.08.18
R	UPDATED STAIRS + LIFT LOBBY GLAZING + DOORS	31.07.18
Q	UPDATED INTERNAL GLAZING PACKAGE	27.07.18
P	TENDER ISSUE - METALWORKS	23.07.18
N	TENDER ISSUE - DOORS	08.05.18
M	SUB STAGE C - PACKAGE 3 DESIGN DEVELOPMENT	11.04.18
L	TENDER ISSUE - CEILINGS & PARTITIONS	09.03.18
K	TENDER ISSUE - CEILINGS & PARTITIONS	22.02.18
J	SUB STAGE C – SUBMISSION 1 DESIGN DEVELOPMENT - UPDATE	16.02.18
H	100% TENDER FOR INTERNAL WINDOW	17.11.17
G	100% TENDER FOR ROLLER SHUTTER	15.11.17
F	80% TENDER FOR FEATURE TIMBER WALLS AND CEILINGS	14.11.17
E	LOUVRE SCOPE UPDATE	08.11.17
D	FOR TENDER	06.11.17
C	FOR TENDER	03.11.17
B	FOR TENDER	27.10.17
A	SUB STAGE B - DESIGN DEVELOPMENT	08.08.17

CONSULTANT

HASSELL Limited ABN 007 711 435
36 WARRY STREET FORTITUDE VALLEY
BRISBANE QLD 4006 AUSTRALIA
GPO BOX 1500 BRISBANE QLD 4001
T +61 7 3854 4000 F +61 7 3854 4100

HASSELL

CLIENT

Australian Unity
WATPAC

PROJECT

SRACC

HERSTON ROAD, HERSTON QLD

DRAWING TITLE

FLOOR PLAN - LEVEL L04 - SOUTH

RL 42.100

PROJECT STAGE

SHEET STATUS

FOR CONSTRUCTION

SCALE @ A0	DRAWN
1 : 100	HSL

PROJECT NUMBER	DRAWING NUMBER	REV
012375	SRC-A-1142	7

BIM 360 / Herston Quarter Redevelopment SRACC Building/SRC-BSC_A0_SRACC_SHELL.rvt

14/05/2020 8:19 AM

Original Sheet Size A0 - 1189 x 841mm

PLANS AND DOCUMENTS referred to in the PDA DEVELOPMENT APPROVAL

Approval no: DEV2017/892

Date: 22/07/2020

Queensland Government

GENERAL NOTES:

1. FOR DIMENSIONED SETOUT OF CONCRETE & BLOCKWORK WALLS, SLAB EDGES AND SLAB SETDOWNS, REFER TO SRC-A-1000 SERIES DRAWINGS.
2. FOR PARTITION TYPES AND DIMENSIONED SETOUT OF INTERNAL PARTITONS, REFER TO SRC-A-1160 SERIES DRAWINGS.
3. FOR FURNITURE, FIXTURES AND EQUIPMENT, REFER TO SRC-A-1300 SERIES DRAWINGS.
4. FOR WALL & FLOOR FINISHES, REFER TO SRC-A-1200 SERIES DRAWINGS.
5. FOR DOOR AND INTERNAL GLAZING DETAILS, REFER TO SRC-A-5050 SERIES DRAWINGS AND SRC-A-5500 SERIES DRAWINGS
6. FOR JOINERY INFORMATION, REFER TO SRC-A-5300 SERIES DRAWINGS

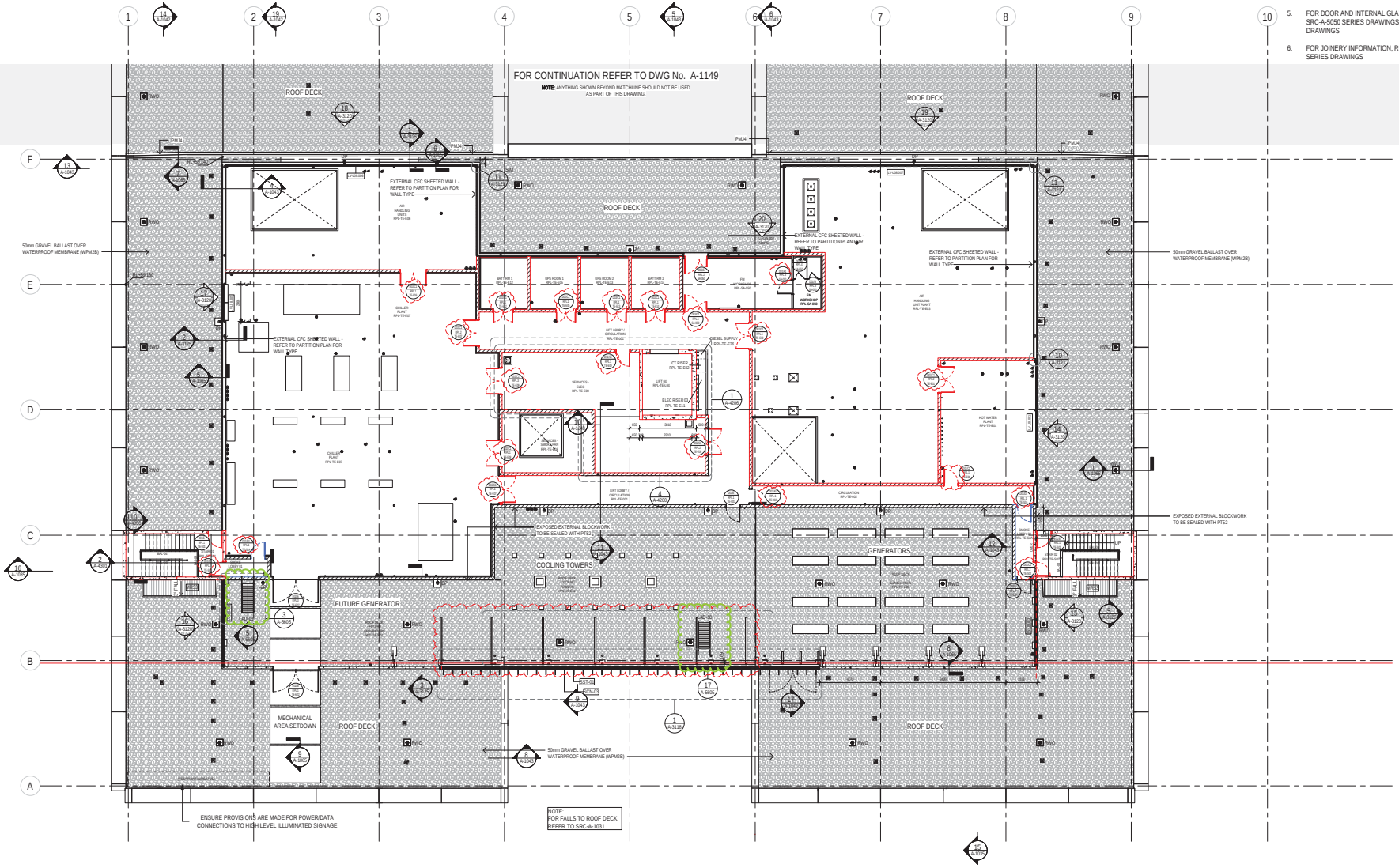

2 FLOOR PLAN_PLANT & ROOF - SOUTH
1 : 100

KEYPLAN

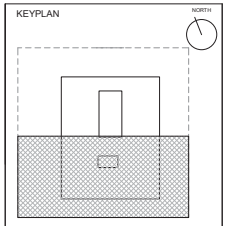

0 2 4 8m
1:100

NOTES
1. DO NOT SCALE DRAWINGS. WRITTEN DIMENSIONS GOVERN.
2. ALL DIMENSIONS ARE IN MILLIMETRES UNLESS NOTED OTHERWISE.
3. ALL DIMENSIONS SHALL BE VERIFIED ON SITE BEFORE PROCEEDING WITH THE WORK. HASSELL SHALL BE NOTIFIED IN WRITING OF ANY DISCREPANCIES.
4. THIS DRAWING MUST BE READ IN CONJUNCTION WITH ALL RELEVANT CONTRACTS, SPECIFICATIONS AND DRAWINGS.

© COPYRIGHT OF THIS DRAWING IS VESTED IN HASSELL LTD. 2017 HASSELL LTD.

THIS DRAWING IS AN UNCONTROLLED COPY. UNLESS NOTED OTHERWISE.

FOR CONSTRUCTION

REV	DESCRIPTION	DATE
10	L08 IFC UPDATES	01.11.19
9	L08 FIRE WALLS & DOORS REINSTATED	30.10.19
8	L08 FIRE WALL AND DOOR UPDATE	28.10.19
7	LOUVRES AMENDED & DELETED (L02/L08)	22.08.19
6	L08 DOOR SCHEDULE UPDATE	11.06.19
5	IFC UPDATE	21.05.19
4	IFC UPDATE - L08	26.04.19
3	DOOR NO. REVISION	22.02.19
2	L08 - UPS/BATTERY/FM WORKSHOP WALLS AMENDED, SERVICES COORDINATION	08.02.19
1	IFC	20.12.18
M	METALWORKS TENDER ADDENDUM	29.10.18
L	UPDATED DOOR SCHEDULE	27.07.18
K	TENDER ISSUE - METALWORKS	23.07.18
J	PACKAGE 4 - SUBSTAGE C	10.07.18
H	AMENDED TENDER ISSUE - LOUVRES	09.07.18
G	TENDER ISSUE - LOUVRES & GRILLES	06.07.18
F	AMENDED LOUVRE TENDER ISSUE	13.06.18
E	TENDER ISSUE - LOUVRES & GRILLES	08.06.18
D	TENDER ISSUE - STRUCT. STEEL & ANCILLARY STEEL TRADE PACKAGE	01.06.18
C	TENDER ISSUE - DOORS	08.05.18
B	TENDER ISSUE - CEILINGS & PARTITIONS	22.02.18
A	SUB STAGE B - DESIGN DEVELOPMENT	08.08.17

CONSULTANT

HASSELL Limited ABN 007 711 435
36 WARRY STREET FORTITUDE VALLEY
BRISBANE QLD 4006 AUSTRALIA
www.hassell.com.au info@hassell.com.au
T +61 7 3858 4000 F +61 7 3854 4100

HASSELL

CLIENT

Australian Unity

WATPAC

PROJECT

SRACC

HERSTON ROAD, HERSTON QLD

DRAWING TITLE

FLOOR PLAN - ROOF AND PLANT - SOUTH

RL 59.330

PROJECT STAGE

SHEET STATUS

FOR CONSTRUCTION

SCALE @ A0	DRAWN
1 : 100	HSL

PROJECT NUMBER	DRAWING NUMBER	REV
012375	SRC-A-1150	10

C:\Revit Projects\RCH\RC_AR_SRACC_SHELL_Jangarvit

Original Sheet Size A0 - 1189 x 841mm