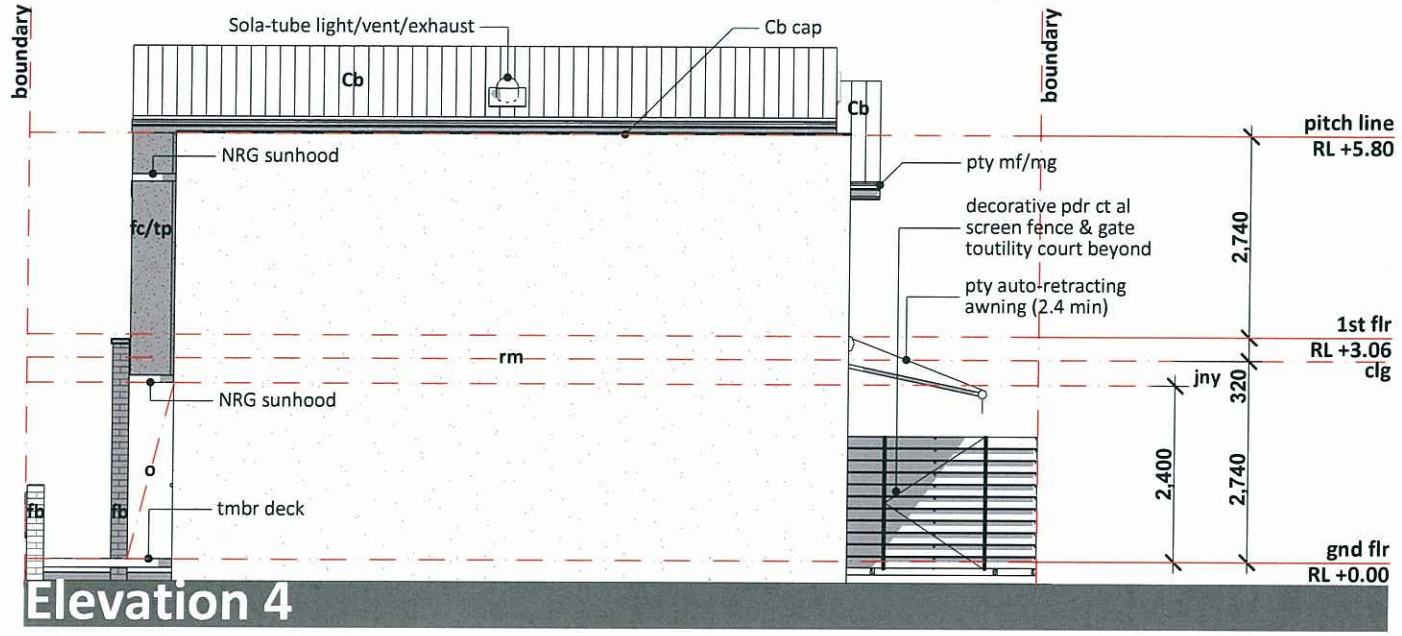

Elevation 4

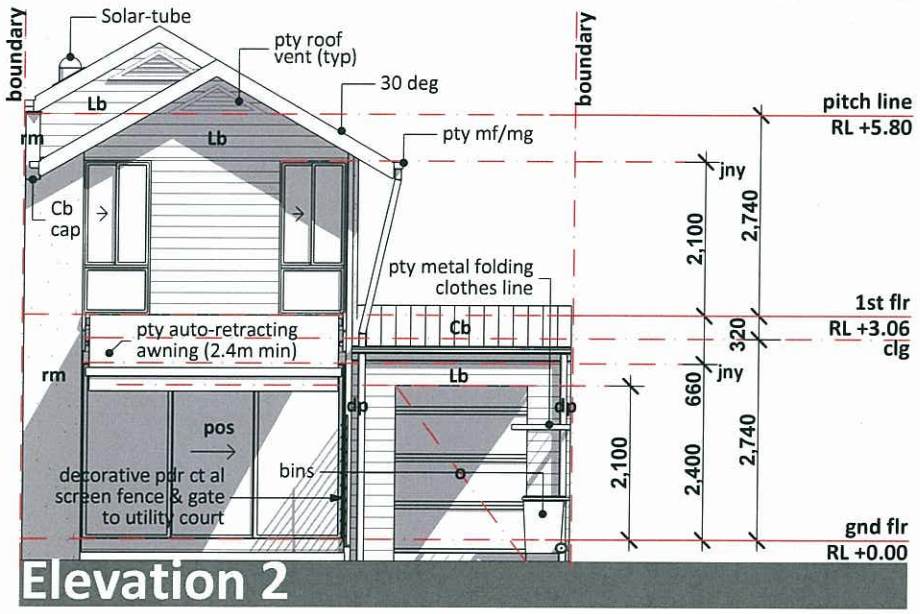

Elevation 2

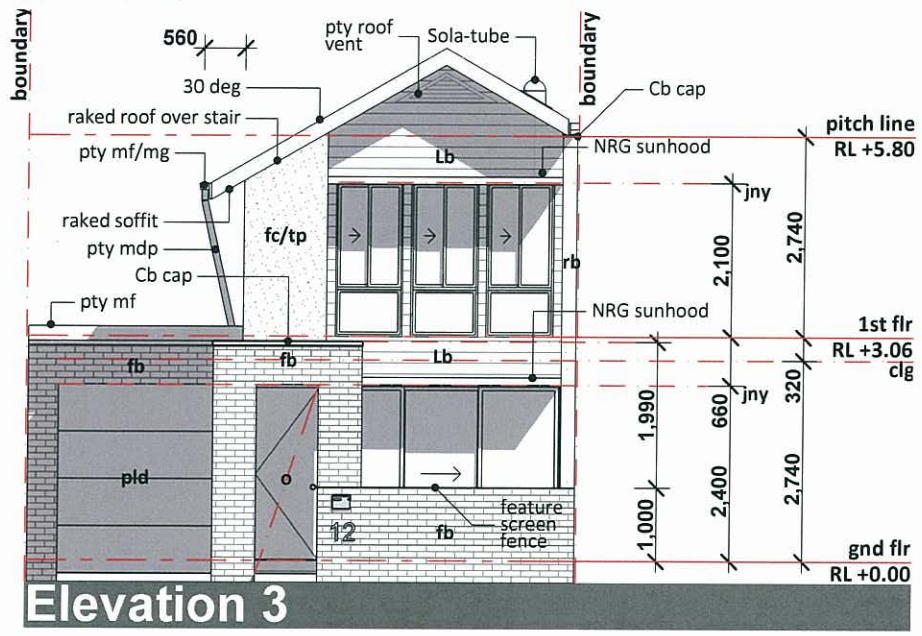

Elevation 3

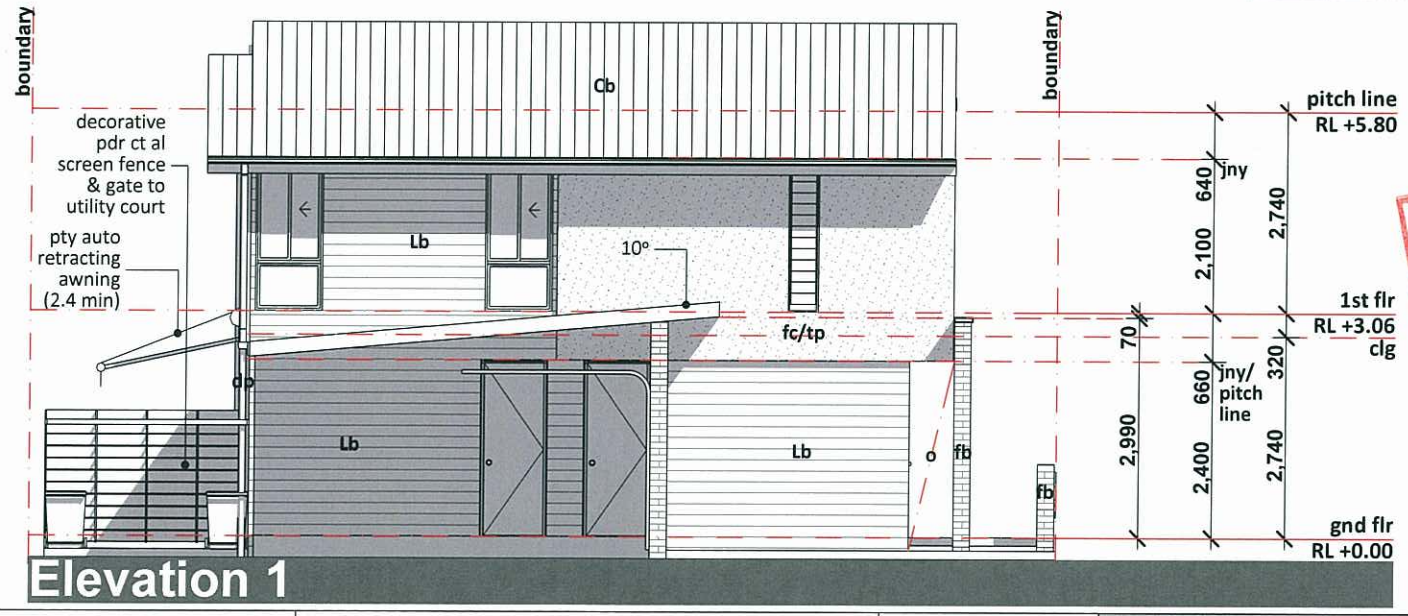

Elevation 1

PLANS AND DOCUMENTS
referred to in the ULDA
APPROVAL dated 20/6/12

TYPE E1

This plan may not be photocopied without the express written authority of the Urban Land Developement Authority (ULDA). The copyright of these drawings remains in the ownership and control of the ULDA unless express written permission has been granted otherwise.

Contours and other base site data shown on this drawing have been derived from a combination of sub-consultant drawings obtained in digital format.

This Drawing was prepared for the purpose and exclusive use of the ULDA to obtain builder's indicative prices for the construction of the dwelling represesented herewith and not for construction or any other use.

degenhartSHEDD Pty Ltd accepts no responsibility for loss or damage caused to any person who may rely on the information for any purpose for which it was not intended.

The Builder is responsible for the site verification of all dimensions. Figured dimensions take precedance over scaled values. DO NOT SCALE DRAWINGS.

AMMENDMENTS

A	16/09/11	Issued for Builder's Pricing	ad	AD

urban land development authority

Homegrown Design Collection

Client: Urban Land Development Authority

Project Name: Lot 06 - Sprout Garden Terrace (E1)

Status: DD | Date: 16/09/11

Scale: 1:100 @ A3 | Drawn by: ad

Drawing Title: Elevations

Project No: ULD009 112-06 A | Drawing No.: DD 03.01

degenhart SHEDD

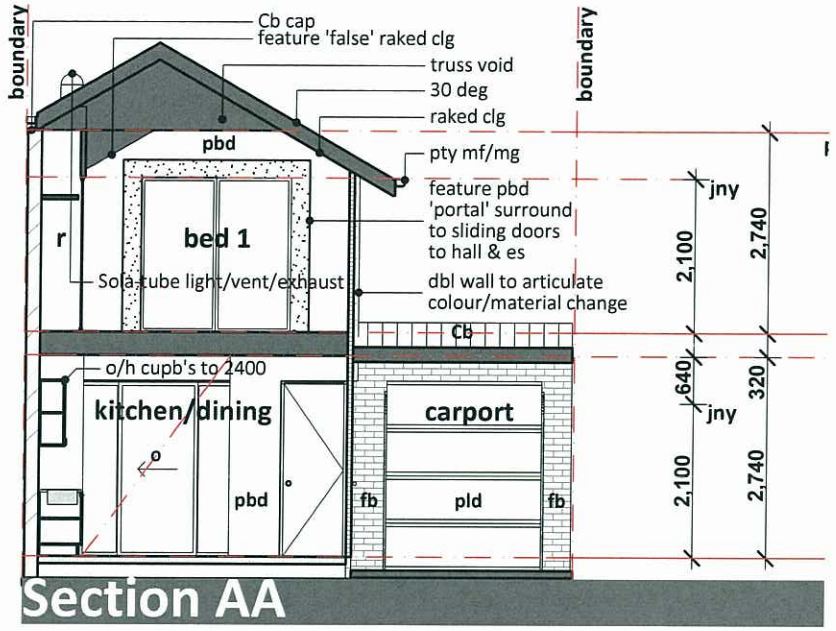

Section AA

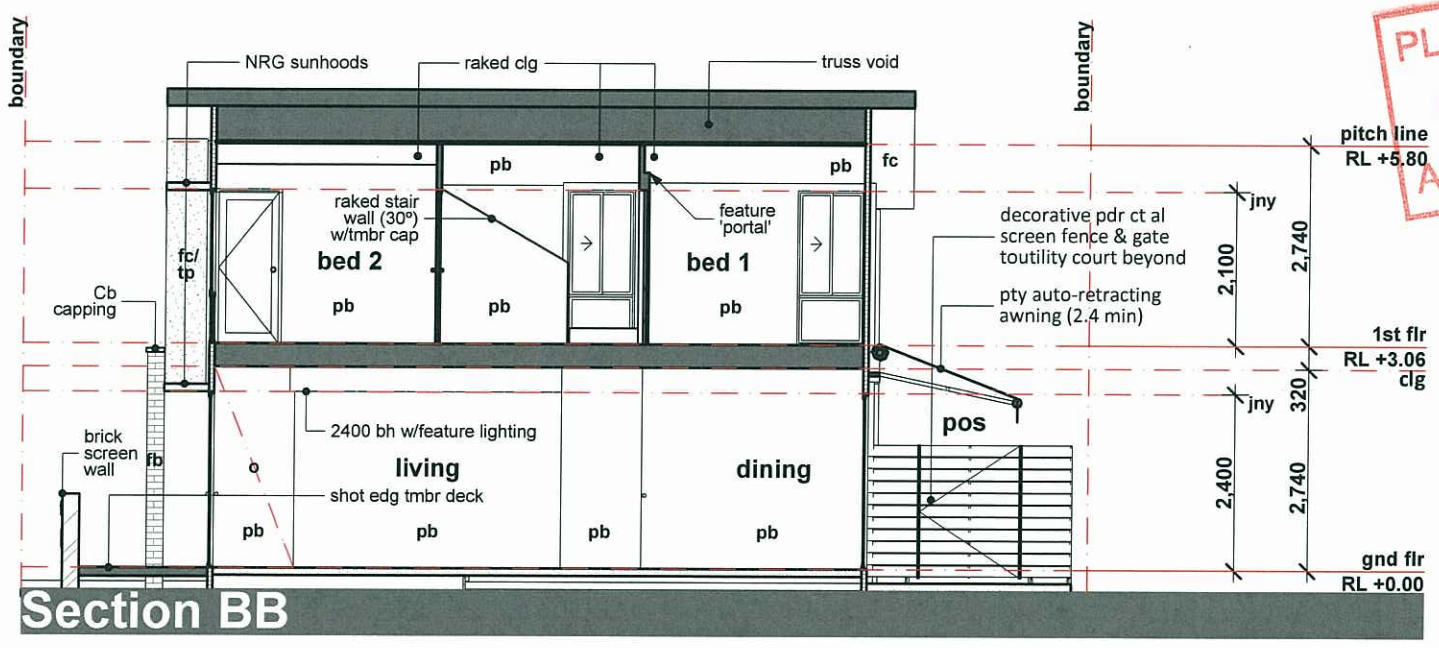

Section BB

PLANS AND DOCUMENTS
referred to in the ULDA
APPROVAL dated 20/6/12

TYPE E1

This plan may not be photocopied without the express written authority of the Urban Land Developement Authority (ULDA). The copyright of these drawings remains in the ownership and control of the ULDA unless express written permission has been granted otherwise.

Contours and other base site data shown on this drawing have been derived from a combination of sub-consultant drawings obtained in digital format.

This Drawing was prepared for the purpose and exclusive use of the ULDA to obtain builder's indicative prices for the construction of the dwelling represesented herewith and not for construction or any other use.

degenhartSHEDD Pty Ltd accepts no responsibility for loss or damage caused to any person who may rely on the information for any purpose for which it was not intended.

The Builder is responsible for the site verification of all dimensions. Figured dimensions take precedance over scaled values. DO NOT SCALE DRAWINGS.

AMMENDMENTS

A	16/09/11	Issued for Builder's Pricing	ad	AD

urban land development authority

Homegrown Design Collection

Client: Urban Land Development Authority

Project Name: Lot 06 - Sprout Garden Terrace (E1)

Status: DD | Date: 16/09/11

Scale: 1:100 @ A3 | Drawn by: ad

Drawing Title: **Sections**

Project No: ULD009 112-06 A

Drawing No.: DD 04.01

degenhart SHEDD

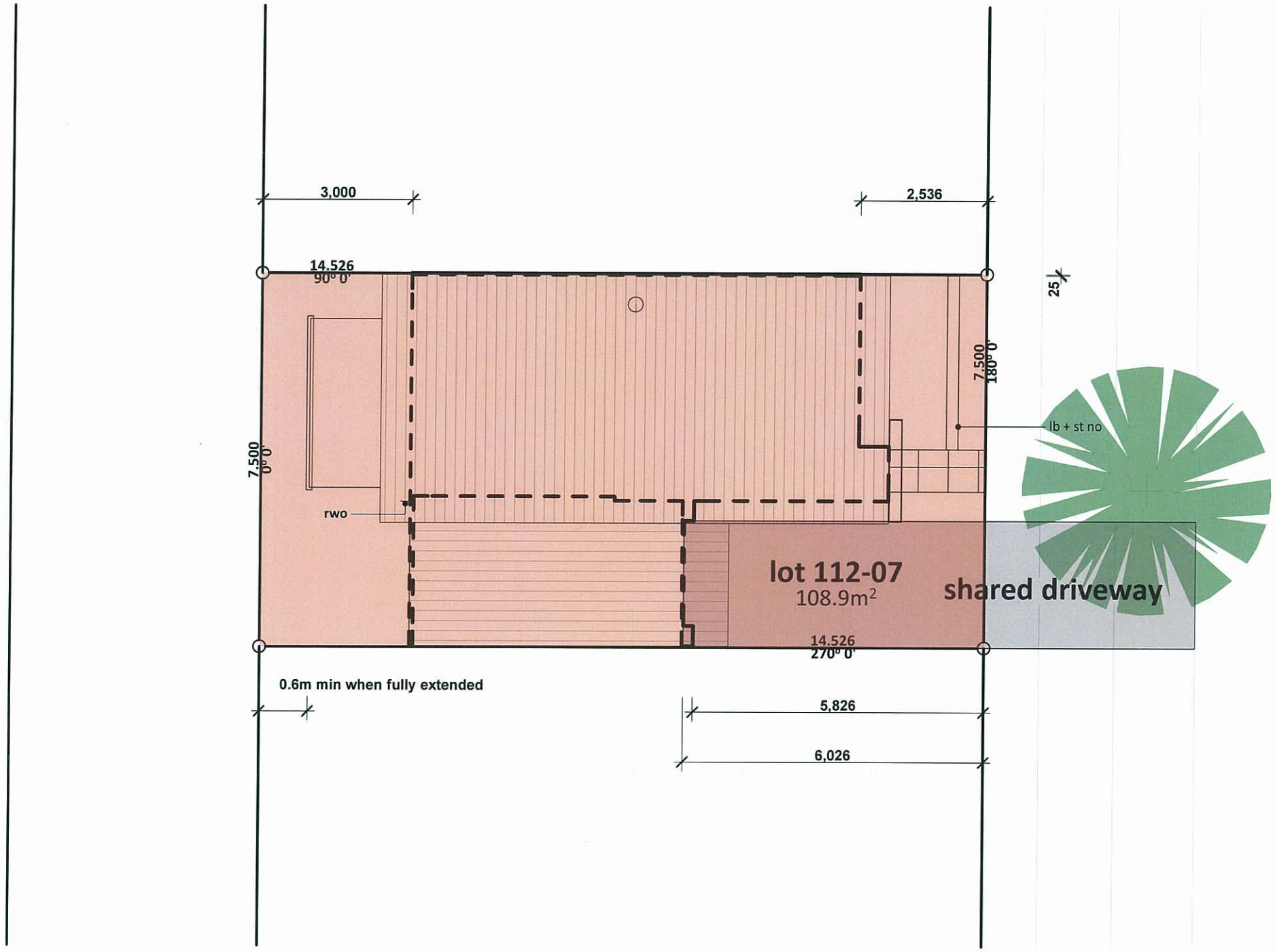

PLANS AND DOCUMENTS referred to in the ULDA APPROVAL dated 20/6/12

AMENDED IN RED
19 JUN 2012
By: KMcGill (name)
of the ULDA

Not part of this approval

TYPE E2

This plan may not be photocopied without the express written authority of the Urban Land Developement Authority (ULDA). The copyright of these drawings remains in the ownership and control of the ULDA unless express written permission has been granted otherwise.

Contours and other base site data shown on this drawing have been derived from a combination of sub-consultant drawings obtained in digital format.

This Drawing was prepared for the purpose and exclusive use of the ULDA to obtain builder's indicative prices for the construction of the dwelling represented herewith and not for construction or any other use.

degenhartSHEDD Pty Ltd accepts no responsibility for loss or damage caused to any person who may rely on the information for any purpose for which it was not intended.

The Builder is responsible for the site verification of all dimensions. Figured dimensions take precedance over scaled values. DO NOT SCALE DRAWINGS.

AMMENDMENTS

A	16/09/11	Issued for Builder's Pricing	ad	AD

urban land development authority

Ground Floor	
internal area	40.1 m²
carport	17.0 m²
pos	13.2 m²
sub-total	57.1 m²

First Floor	
internal area	40.7 m²
balcony	
sub-total	40.7 m²

GFA	80.7 m²
cover area	57.1 m²

N

Homegrown Design Collection

Client: Urban Land Development Authority

Project Name: Lot 07 - Sprout Garden Terrace (E2)

Status: DD | Date: 16/09/11

Scale: 1:100 @ A3 | Drawn by: ad

Drawing Title: Site & Location Plan

Project No: ULD009 112-07 A | Drawing No.: DD 01.01

degenhart SHEDD

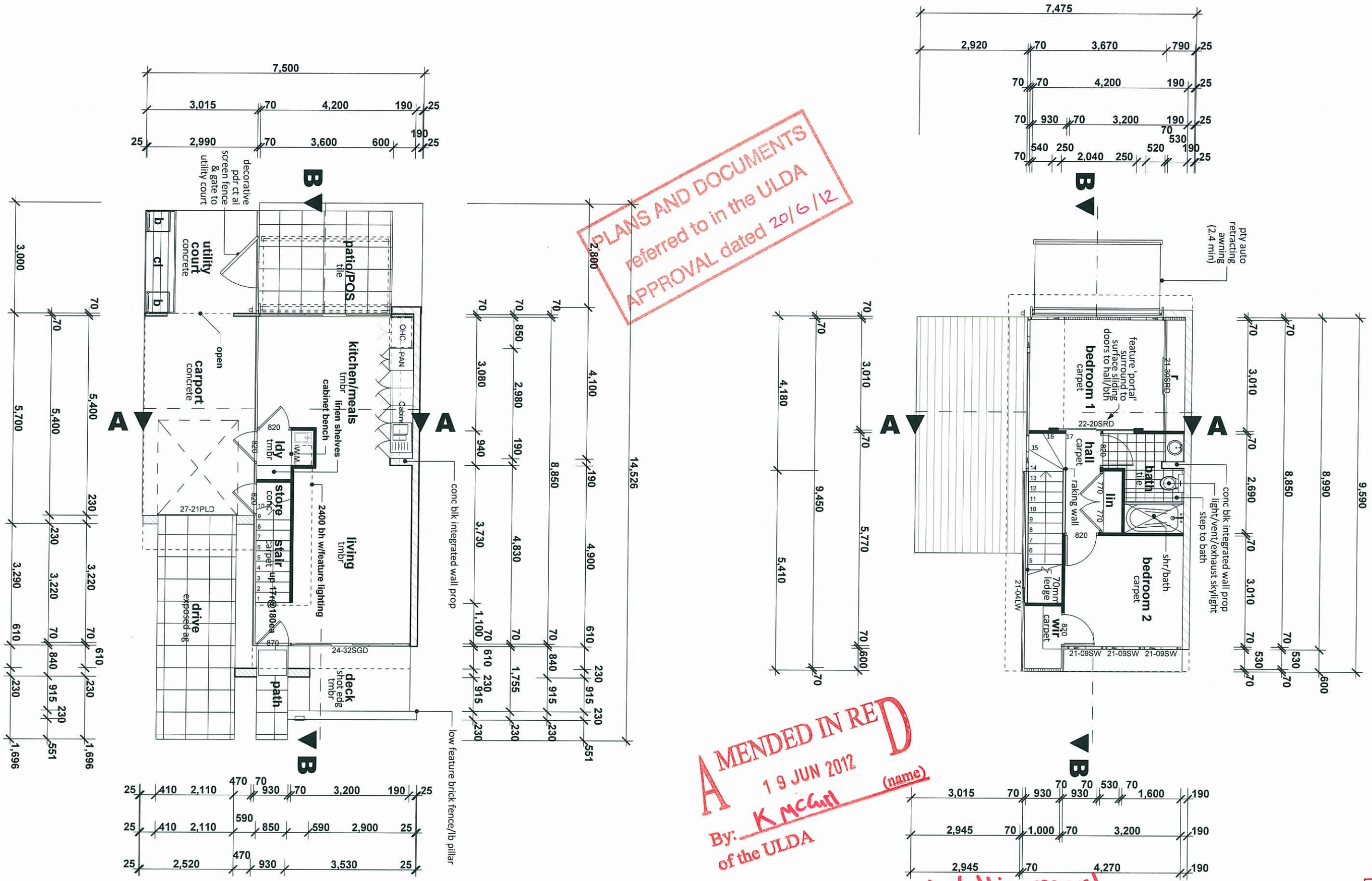

PLANS AND DOCUMENTS referred to in the ULDA APPROVAL dated 20/6/12

AMENDED IN RED
19 JUN 2012
By: K McGurl (name)
of the ULDA

Not part of this approval

TYPE E2

This plan may not be photocopied without the express written authority of the Urban Land Developement Authority (ULDA). The copyright of these drawings remains in the ownership and control of the ULDA unless express written permission has been granted otherwise.

Contours and other base site data shown on this drawing have been derived from a combination of sub-consultant drawings obtained in digital format.

This Drawing was prepared for the purpose and exclusive use of the ULDA to obtain builder's indicative prices for the construction of the dwelling represented herewith and not for construction or any other use.

degenhartSHEDD Pty Ltd accepts no responsibility for loss or damage caused to any person who may rely on the information for any purpose for which it was not intended.

The Builder is responsible for the site verification of all dimensions. Figured dimensions take precedance over scaled values. DO NOT SCALE DRAWINGS.

AMMENDMENTS

A	16/09/11	Issued for Builder's Pricing	ad	AD

urban land development authority

Ground Floor	
internal area	40.1 m²
carport	17.0 m²
pos	13.2 m²
sub-total	57.1 m²

First Floor	
internal area	40.7 m²
balcony	
sub-total	40.7 m²

GFA	80.7 m²
cover area	57.1 m²

N

Homegrown Design Collection

Client: Urban Land Development Authority

Project Name: **Lot 07 - Sprout Garden Terrace (E2)**

Status: DD | Date: 16/09/11
Scale: 1:100 @ A3 | Drawn by: ad
Drawing Title: **Floor Plans**
Project No: ULD009 **112-07 A** | Drawing No.: **DD 02.01**

degenhart SHEDD

Legend

ac	air conditioner
adcm	aust'n domestic constr'n manual
ag	agricultural drain
aj	articulated joint
al	selected finish aluminium
as	australian standards
aw	top hung awning window
b	basin
ba	building approval assessment
bb	brick band
bdy	boundary
bfd	bi-fold door
bh	bulkhead
blk	blockwork
bm	basin mixer
brk	brickwork
bs	bar sink
bs	basin spout
bt	bath tub
bv	brick veneer
cb	Colorbond finished metal
ch	ceiling height
chs	circular hollow section
cl	centreline
clg	ceiling
cp	control panel
cpd	cupboard
csd	cavity sliding door
ct	concrete tile roof
d	dryer
dc	drying court
dn	down
dp	down pipe
dw	dishwasher
dwr	drawer
ej	expansion joint
ens	ensuite
ent	entry
ep	Energex pillar
eq	equal
fb	face brick
fbl	face block
fc	fibre cement
fc/p	fibre cement painted
fcu	fan coil unit
fg	fixed glazing
flr	floor
fm	face masonry
frl	fire resistance level
fsl	floor surface level
fw	floor waste
gar	garage
gl	glass louvre window
gnd	ground
gnf	good neighbour style tmbr fence
gp	gully pit yard drain
gpd	glass panel door
hc	hose cock
hmpr	square arch hamper
hp	hotplates
ht	height
hw	hard wood
hws	hot water service
hwu	hot water unit
kd	kiln dried
ks	kitchen sink
lb	letterbox
ld	leaf diverter
ldng	landing
ldy	laundry
lin	linen
mb	meter box
mf	selected pty metal fascia
mg	selected pty metal gutter
mpr	multi-purpose room
mw	microwave
n	nominal
n	north
nom	nominal
nrg	pty greenboard cladding
ns	natural surface
nsl	natural surface level
o	open
obs	obscure glazing
oh	overhead and/or overhang
omp	outer most projection
pb	painted brick
pc	parapet capping
pdr	powder room
pf	painted finish
pfc	parallel flange channel
ph	pitching height
pld	auto panel lift door
pos	private open space
ps	plumbing stack
ptry	pantry
pty	proprietary
r	robe
ra	return air vent
rb	rubbish bin
rd	roller door
ref	refrigerator
rh	rangehood
rl	relative level
rm	rendered masonry
rsr	riser
rwo + s	rain water outlet
rwt	rain water tank
s	south
sa	smoke detector alarm
sc	self closing
sd	soap dish
se	sewer
sf	stone finish
sgd	sliding glass door
shr	shower
shs	square hollow section
sl	self locking
sm	shower mixer
smd	smoke detector
sp	survey plan
sr	shower rose
st	solar tube skylight/vent
stc	sound transmission class
sv	stone veneer
sw	sliding window or storm water
t	laundry tub
tc	texture coating
tmbr	timber
tp	treated pine
tr	towel rail / ring
trh	toilet roll holder
tv	timber veneer
typ	typical
ubo	under bench oven
uno	unless noted otherwise
upvc	unplasticised poly vinyl chloride
wb	weatherboard
wc	water closet/toilet
wir	walk in robe
wm	washing machine
wo	wall oven

PLANS AND DOCUMENTS referred to in the ULDA APPROVAL dated 20/6/12

AMENDED IN RED
19 JUN 2012
By: K McGill (name)
of the ULDA

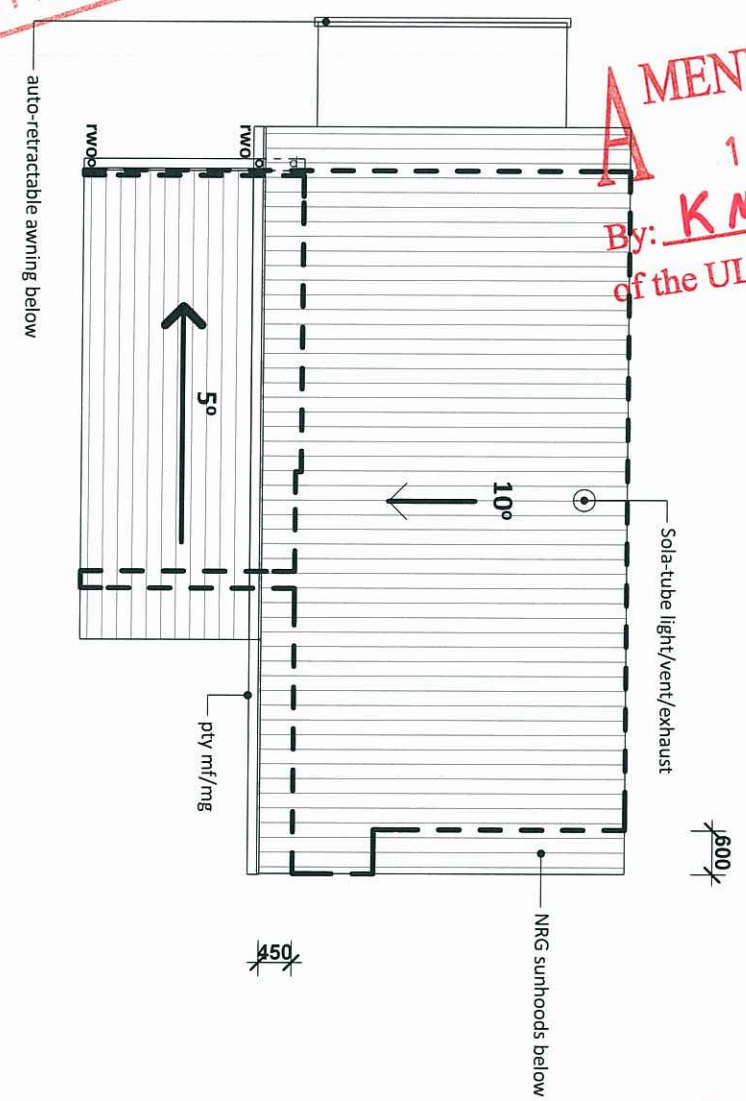

Not part of this approval

TYPE E2

This plan may not be photocopied without the express written authority of the Urban Land Developement Authority (ULDA). The copyright of these drawings remains in the ownership and control of the ULDA unless express written permission has been granted otherwise.

Contours and other base site data shown on this drawing have been derived from a combination of sub-consultant drawings obtained in digital format.

This Drawing was prepared for the purpose and exclusive use of the ULDA to obtain builder's indicative prices for the construction of the dwelling represented herewith and not for construction or any other use.

degenhartSHEDD Pty Ltd accepts no responsibility for loss or damage caused to any person who may rely on the information for any purpose for which it was not intended.

The Builder is responsible for the site verification of all dimensions. Figured dimensions take precedance over scaled values. DO NOT SCALE DRAWINGS.

AMMENDMENTS

A	16/09/11	Issued for Builder's Pricing	ad	AD

urban land development authority

N

Homegrown Design Collection

Client: Urban Land Development Authority

Project Name: Lot 07 - Sprout Garden Terrace (E2)

Status: DD | Date: 16/09/11

Scale: 1:100 @ A3 | Drawn by: ad

Drawing Title: Roof Plan & Legend

Project No: ULD009 112-07 A | Drawing No.: DD 02.02

degenhart SHEDD

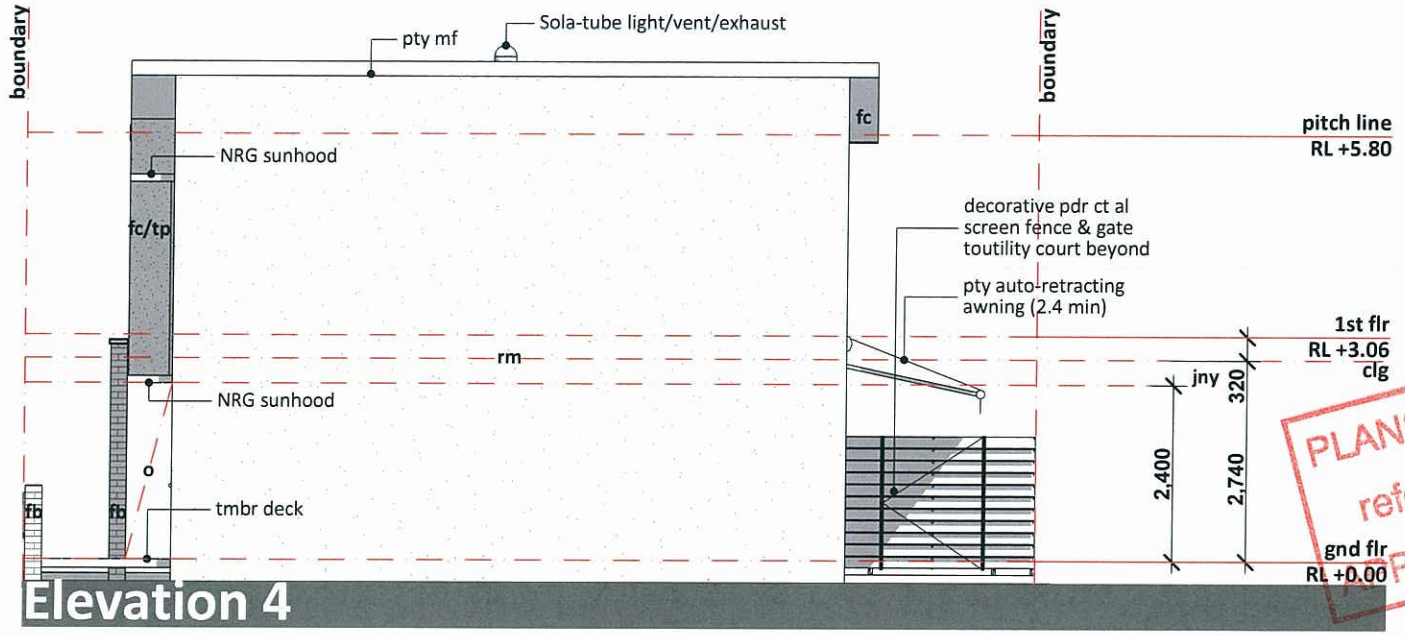

Elevation 4

PLANS AND DOCUMENTS
referred to in the ULDA
APPROVAL dated 20/6 /12

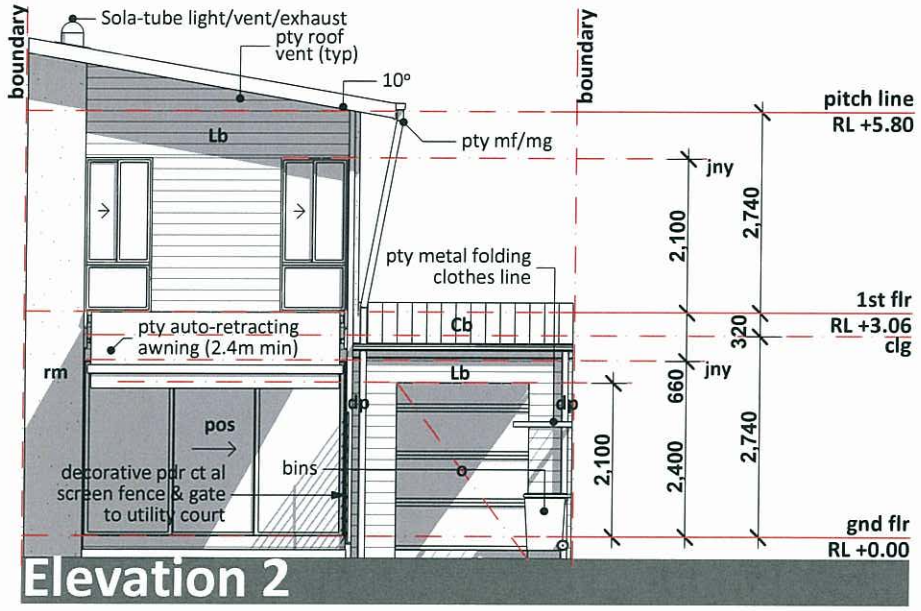

Elevation 2

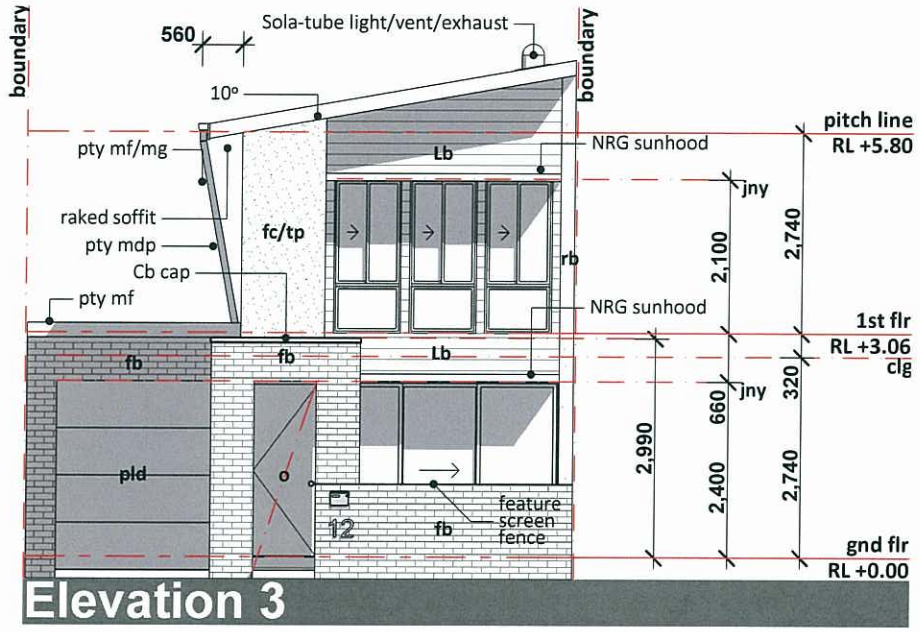

Elevation 3

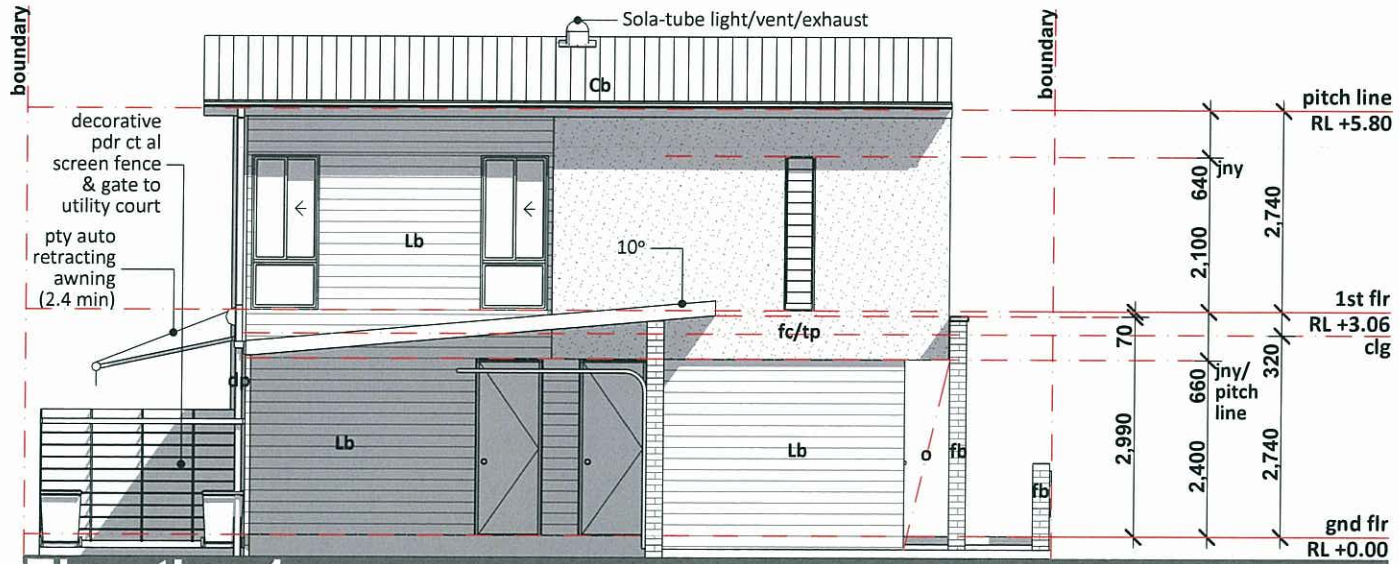

Elevation 1

TYPE E2

This plan may not be photocopied without the express written authority of the Urban Land Developement Authority (ULDA). The copyright of these drawings remains in the ownership and control of the ULDA unless express written permission has been granted otherwise.

Contours and other base site data shown on this drawing have been derived from a combination of sub-consultant drawings obtained in digital format.

This Drawing was prepared for the purpose and exclusive use of the ULDA to obtain builder's indicative prices for the construction of the dwelling represesented herewith and not for construction or any other use.

degenhartSHEDD Pty Ltd accepts no responsibility for loss or damage caused to any person who may rely on the information for any purpose for which it was not intended.

The Builder is responsible for the site verification of all dimensions. Figured dimensions take precedance over scaled values. DO NOT SCALE DRAWINGS.

AMMENDMENTS

A	16/09/11	Issued for Builder's Pricing	ad	AD

urban land development authority

Homegrown Design Collection

Client
Urban Land Development Authority

Project Name
Lot 07 - Sprout Garden Terrace (E2)

Status: DD | Date: 16/09/11
Scale: 1:100 @ A3 | Drawn by: ad
Drawing Title:
Elevations
Project No: ULD009 **112-07 A** | Drawing No.: **DD 03.01**

degenhart SHEDD

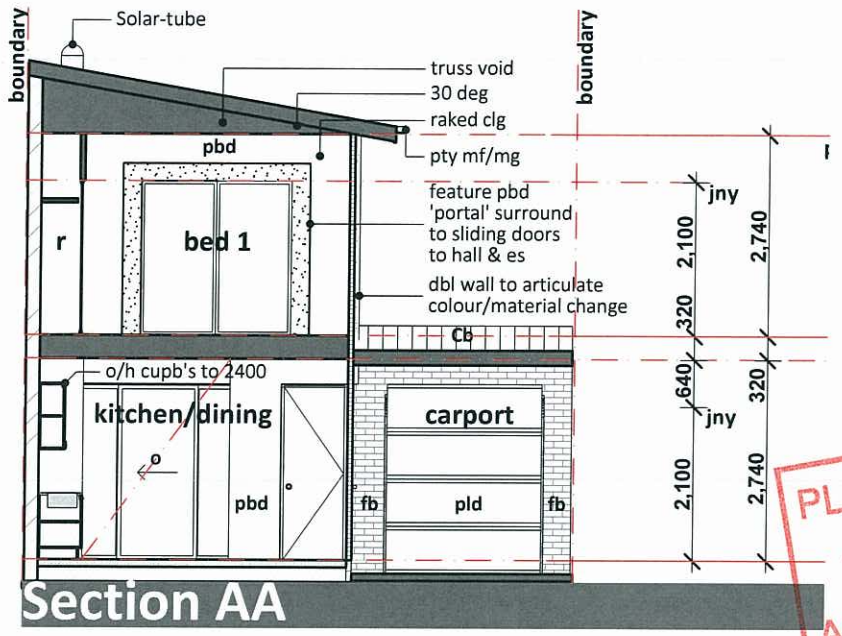

Section AA

PLANS AND DOCUMENTS
referred to in the ULDA
APPROVAL dated 20/6/12

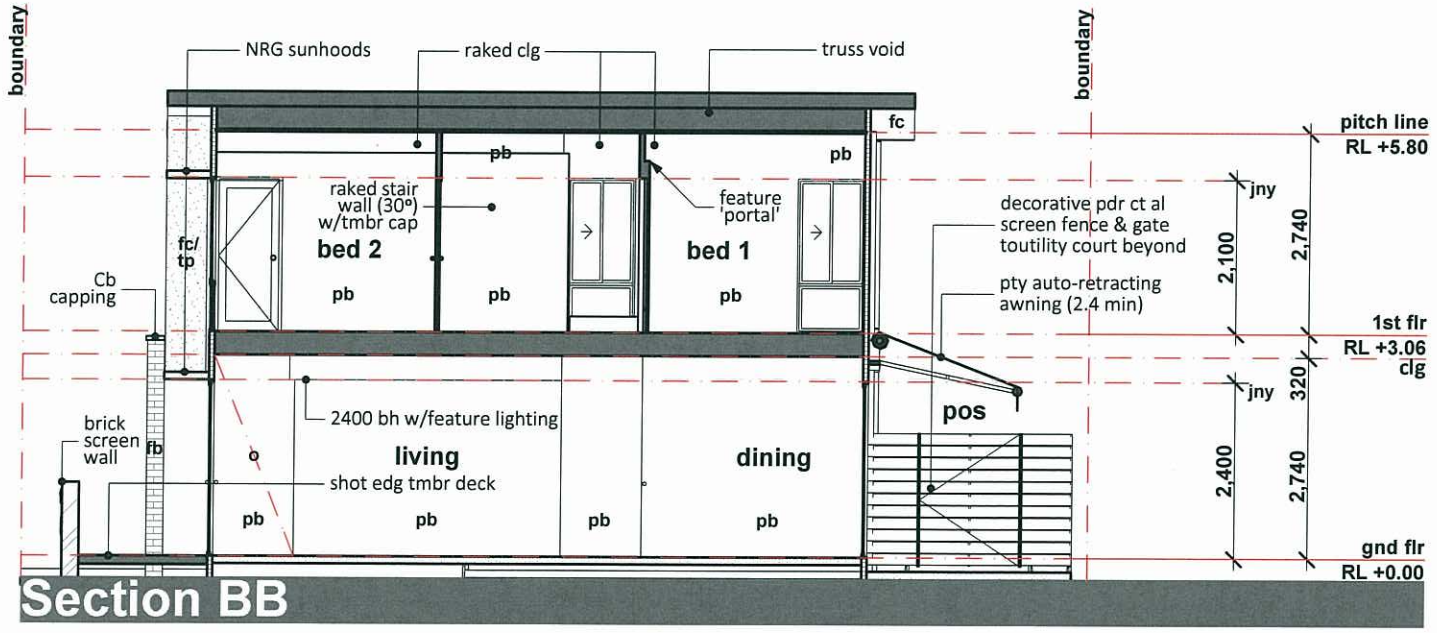

Section BB

TYPE E2

This plan may not be photocopied without the express written authority of the Urban Land Developement Authority (ULDA). The copyright of these drawings remains in the ownership and control of the ULDA unless express written permission has been granted otherwise.

Contours and other base site data shown on this drawing have been derived from a combination of sub-consultant drawings obtained in digital format.

This Drawing was prepared for the purpose and exclusive use of the ULDA to obtain builder's indicative prices for the construction of the dwelling represented herewith and not for construction or any other use.

degenhartSHEDD Pty Ltd accepts no responsibility for loss or damage caused to any person who may rely on the information for any purpose for which it was not intended.

The Builder is responsible for the site verification of all dimensions. Figured dimensions take precedance over scaled values. DO NOT SCALE DRAWINGS.

AMMENDMENTS

A	16/09/11	Issued for Builder's Pricing	ad	AD

urban land development authority

Homegrown Design Collection

Client
Urban Land Development Authority

Project Name
Lot 07 - Sprout Garden Terrace (E2)

Status: DD
Date: 16/09/11
Scale: 1:100 @ A3
Drawn by: ad

Drawing Title:
Sections

Project No: ULD009
112-07 A

Drawing No.:
DD 04.01

degenhart SHEDD

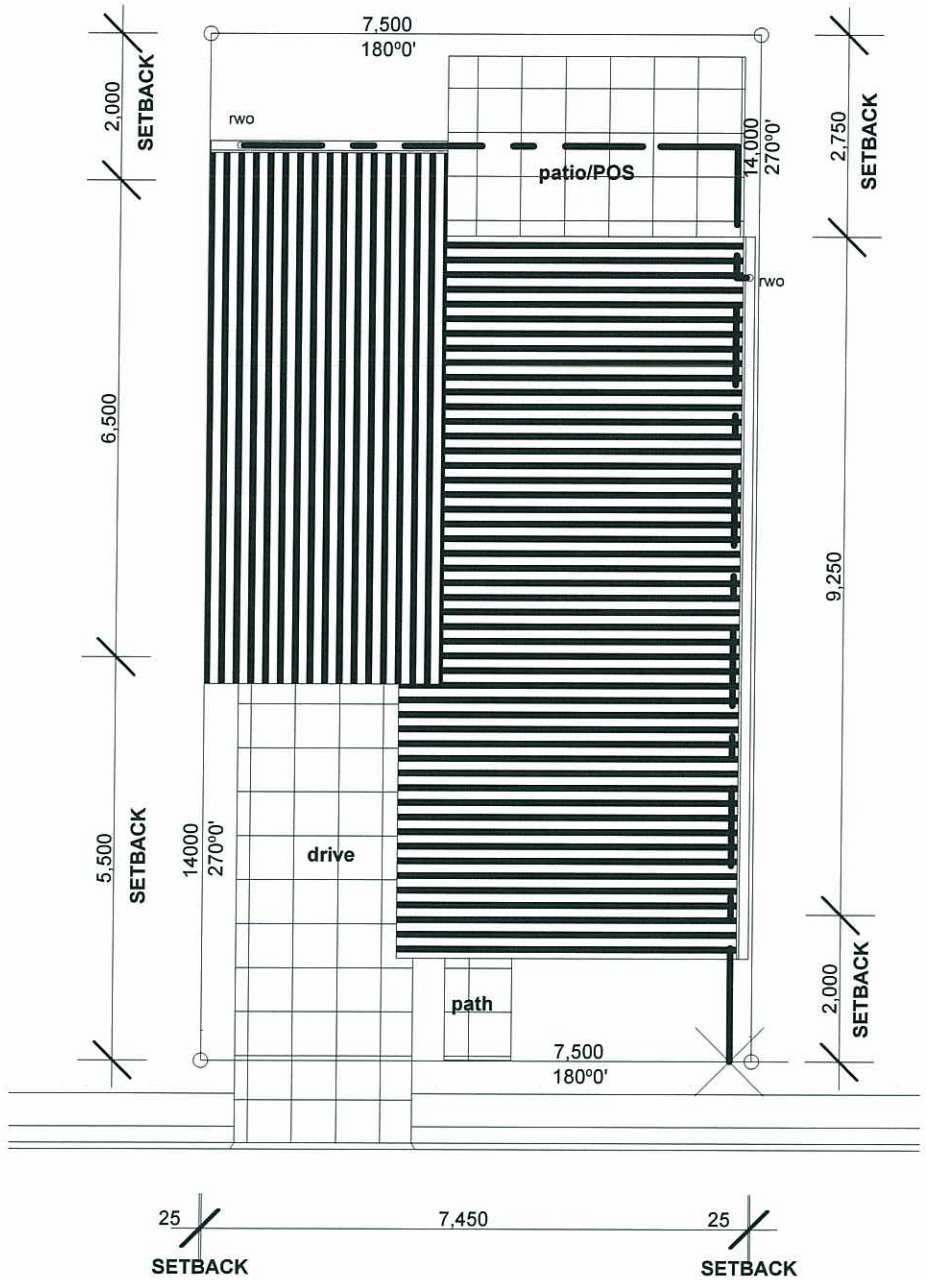

PLANS AND DOCUMENTS referred to in the ULDA APPROVAL dated 20/6/12

This plan may not be photocopied without the express written authority of degenhartSHEDD Pty Ltd and the Urban Land Development Authority. The copyright of these drawings remains in the ownership and control of degenhartSHEDD Pty Ltd and the ULDA unless express written permission has been granted otherwise.

Contours and other base site data shown on this drawing have been derived from a combination of sub-consultant drawings obtained in digital format. This Drawing was prepared for the purpose and exclusive use of our Client to accompany an application to Gold Coast City Council for Approval purposes and is not to be used by any other person or corporation.

Design Forum Pty Ltd accepts no responsibility for loss or damage caused to any person who may rely on the information for any purpose for which it was not intended.

The Builder is responsible for the site verification of all dimensions. Figured dimensions take precedance over scaled values. DO NOT SCALE DRAWINGS.

AMMENDMENTS

A	dd.mm.yy	Issue for -------	XX	AD

LEGEND/ NOTES

Client
Urban Land Development Authority

Project Name
Seedling Terraces

Status DD
Date: 23 August 2011
Scale: @ A3
Drawn by: AD
Drawing Title:
Site & Location Plan
Project No: **ULD009 A**
Drawing No.: **DD 01.01**

TYPE E3

degenhart SHEDD

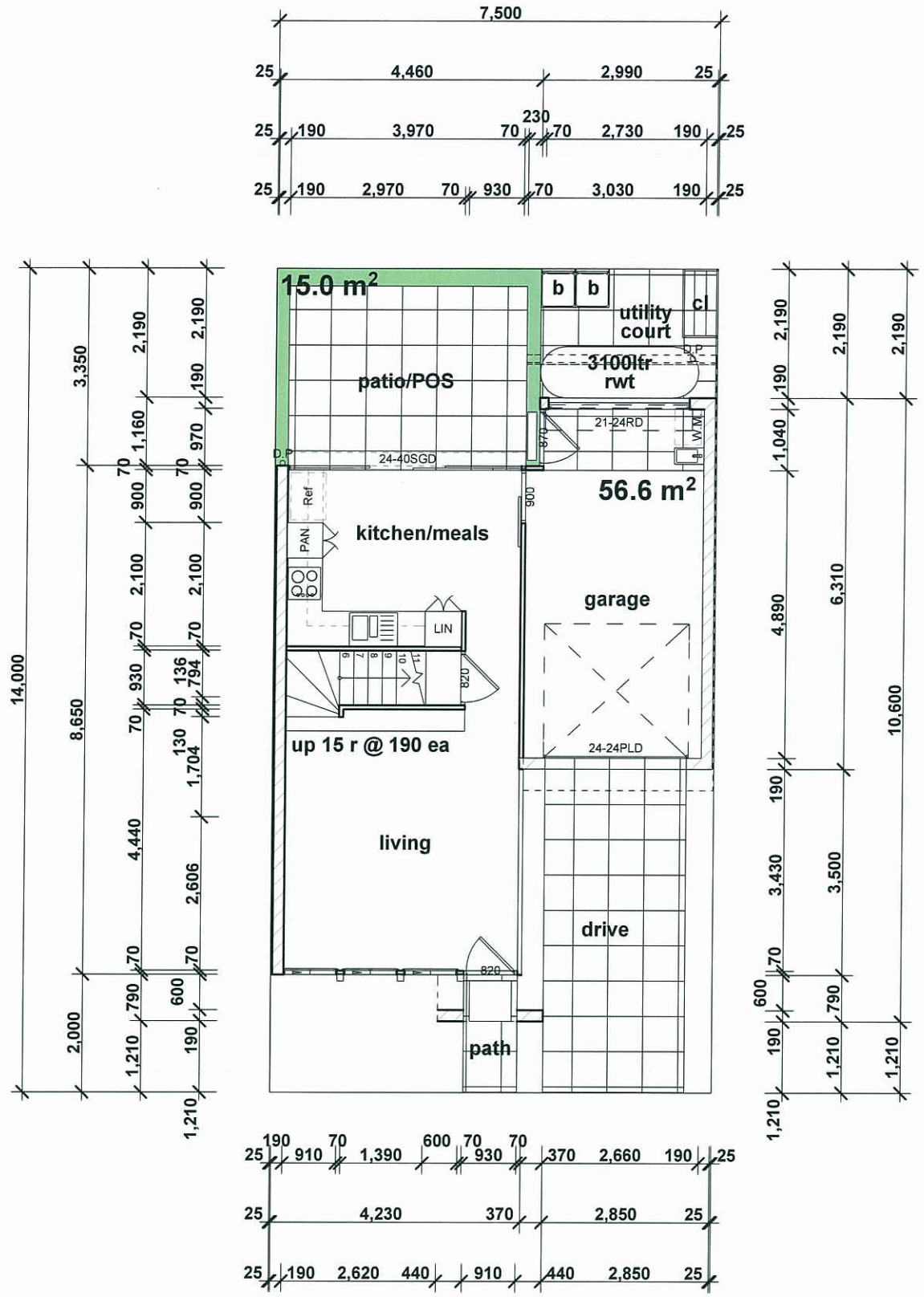

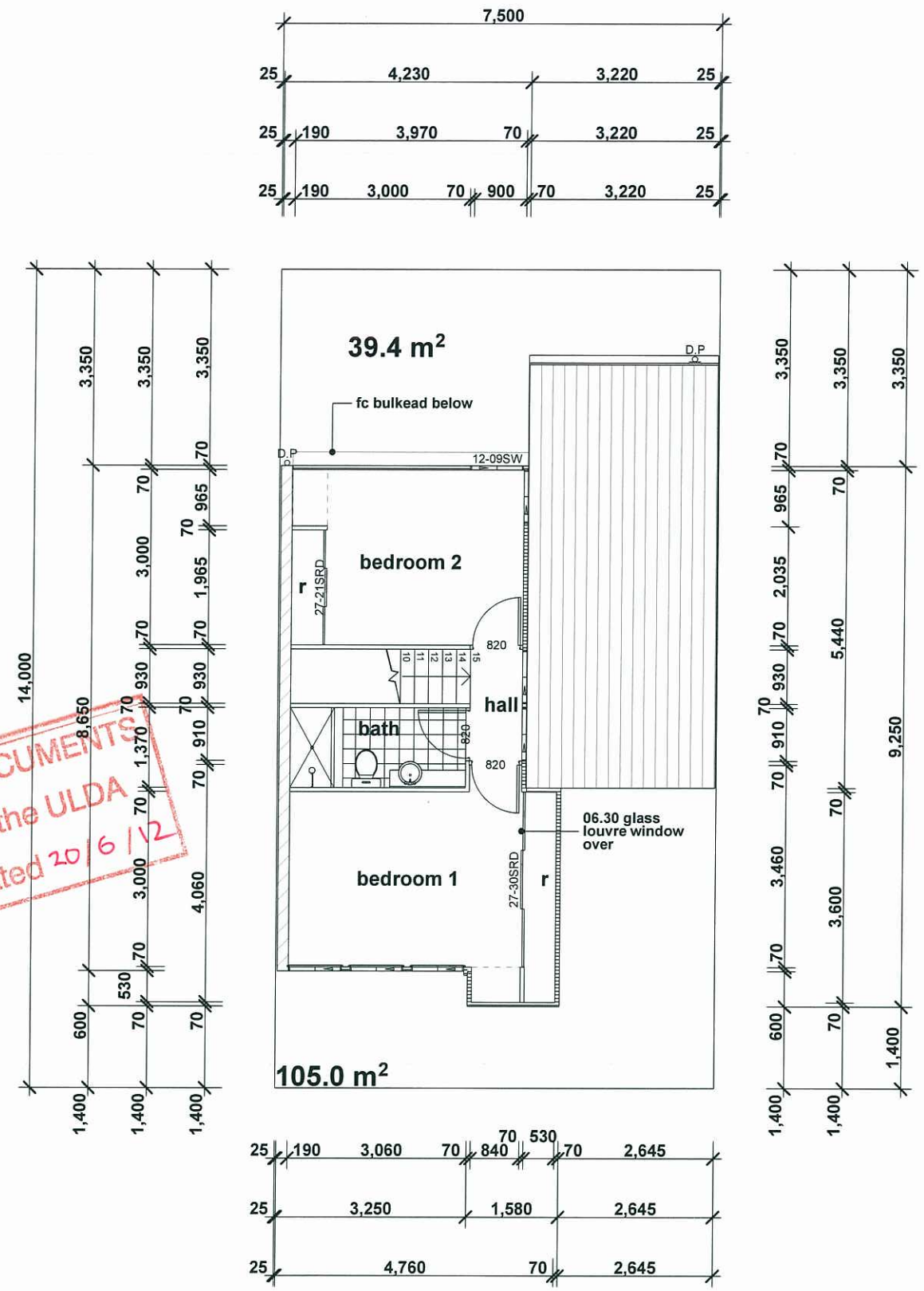

PLANS AND DOCUMENTS referred to in the ULDA APPROVAL dated 20/6/12

TYPE E3

This plan may not be photocopied without the express written authority of degenhartSHEDD Pty Ltd and the Urban Land Development Authority. The copyright of these drawings remains in the ownership and control of degehartSHEDD Pty Ltd and the ULDA unless express written permission has been granted otherwise.

Contours and other base site data shown on this drawing have been derived from a combination of sub-consultant drawings obtained in digital format. This Drawing was prepared for the purpose and exclusive use of our Client to accompany an application to Gold Coast City Council for Approval purposes and is not to be used by any other person or corporation.

Design Forum Pty Ltd accepts no responsibility for loss or damage caused to any person who may rely on the information for any purpose for which it was not intended.

The Builder is responsible for the site verification of all dimensions. Figured dimensions take precedance over scaled values. DO NOT SCALE DRAWINGS.

AMMENDMENTS

A	dd.mm.yy	Issue for -------	XX	AD

LEGEND/ NOTES

Client
Urban Land Development Authority

Project Name
Seedling Terraces

Status: DD
Date: 23 August 2011
Scale: 1:100 @ A3
Drawn by: AD

Drawing Title:
Floor Plans

Project No: **ULD009 B**
Drawing No.: **DD 02.01**

degenhart SHEDD

Legend

ac	air conditioner
adcm	aust'n domestic constr'n manual
ag	agricultural drain
aj	articulated joint
al	selected finish aluminium
as	australian standards
aw	top hung awning window
b	basin
ba	building approval assessment
bb	brick band
bdy	boundary
bfd	bi-fold door
bh	bulkhead
blk	blockwork
bm	basin mixer
brk	brickwork
bs	bar sink
bs	basin spout
bt	bath tub
bv	brick veneer
cb	Colorbond finished metal
ch	ceiling height
chs	circular hollow section
cl	centreline
clg	ceiling
cp	control panel
cpd	cupboard
csd	cavity sliding door
ct	concrete tile roof
d	dryer
dc	drying court
dn	down
dp	down pipe
dw	dishwasher
dwr	drawer
ej	expansion joint
ens	ensuite
ent	entry
ep	Energex pillar
eq	equal
fb	face brick
fbl	face block
fc	fibre cement
fc/p	fibre cement painted
fcu	fan coil unit
fg	fixed glazing
flr	floor
fm	face masonry
frl	fire resistance level
fsl	floor surface level
fw	floor waste
gar	garage
gl	glass louvre window
gnd	ground
gnf	good neighbour style tmbr fence
gp	gully pit yard drain
gpd	glass panel door
hc	hose cock
hmpr	square arch hamper
hp	hotplates
ht	height
hw	hard wood
hws	hot water service
hwu	hot water unit
kd	kiln dried
ks	kitchen sink
lb	letterbox
ld	leaf diverter
ldng	landing
ldy	laundry
lin	linen
m	metre
mb	meter box
mf	selected pty metal fascia
mg	selected pty metal gutter
mpr	multi-purpose room
mw	microwave
n	nominal
n	north
nom	nominal
nrg	pty greenboard cladding
ns	natural surface
nsl	natural surface level
o	open
obs	obscure glazing
oh	overhead and/or overhang
omp	outer most projection
pb	painted brick
pc	parapet capping
pdr	powder room
pf	painted finish
pfc	parallel flange channel
ph	pitching height
pld	auto panel lift door
pos	private open space
ps	plumbing stack
ptry	pantry
pty	proprietary
r	robe
ra	return air vent
rb	rubbish bin
rd	roller door
ref	refrigerator
rh	rangehood
rl	relative level
rm	rendered masonry
rsr	riser
rwo + s	rain water outlet
rwt	rain water tank
s	south
sa	smoke detector alarm
sc	self closing
sd	soap dish
se	sewer
sf	stone finish
sgd	sliding glass door
shr	shower
shs	square hollow section
sl	self locking
sm	shower mixer
smd	smoke detector
sp	survey plan
sr	shower rose
st	solar tube skylight/vent
stc	sound transmission class
sv	stone veneer
sw	sliding window or storm water
t	laundry tub
tc	texture coating
tmbr	timber
tp	treated pine
tr	towel rail / ring
trh	toilet roll holder
tv	timber veneer
typ	typical
ubo	under bench oven
uno	unless noted otherwise
upvc	unplasticised poly vinyl chloride
wb	weatherboard
wc	water closet/toilet
wir	walk in robe
wm	washing machine
wo	wall oven

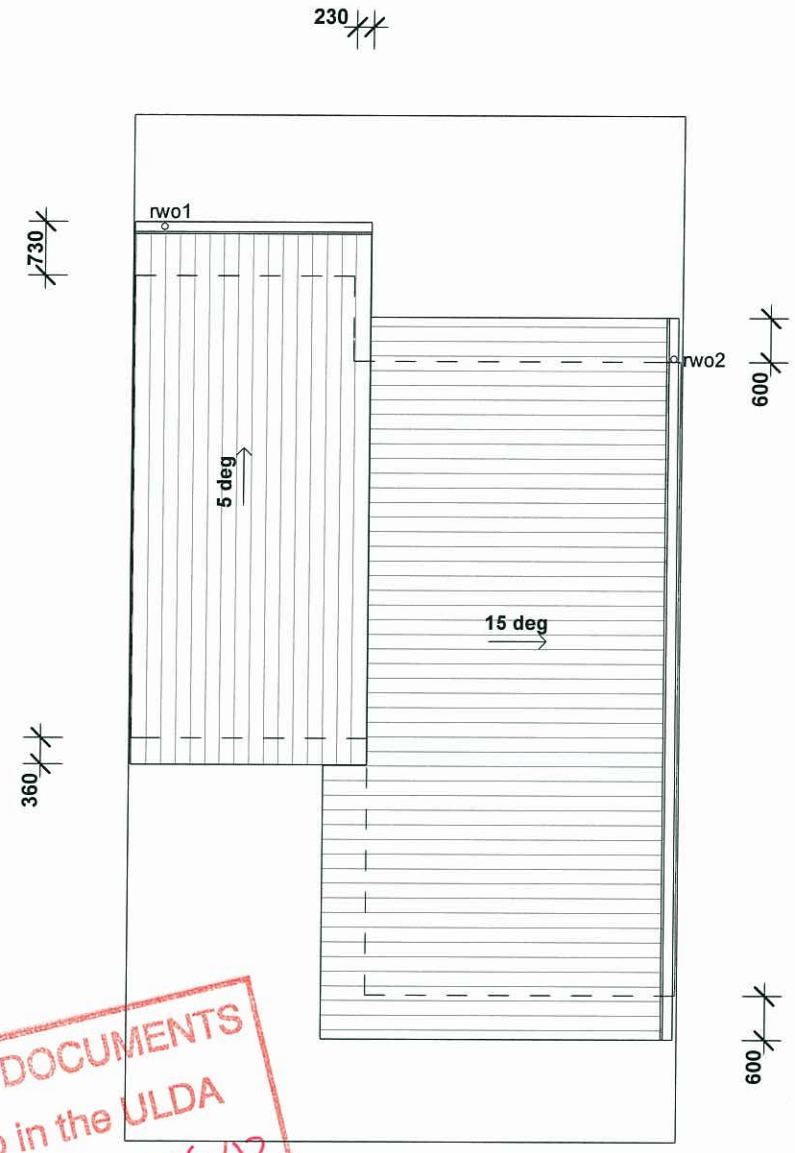

PLANS AND DOCUMENTS referred to in the ULDA APPROVAL dated 20/6/12

TYPE E3

This plan may not be photocopied without the express written authority of degenhartSHEDD Pty Ltd and the Urban Land Development Authority. The copyright of these drawings remains in the ownership and control of degehartSHEDD Pty Ltd and the ULDA unless express written permission has been granted otherwise.

Contours and other base site data shown on this drawing have been derived from a combination of sub-consultant drawings obtained in digital format. This Drawing was prepared for the purpose and exclusive use of our Client to accompany an application to Gold Coast City Council for Approval purposes and is not to be used by any other person or corporation.

Design Forum Pty Ltd accepts no responsibility for loss or damage caused to any person who may rely on the information for any purpose for which it was not intended.

The Builder is responsible for the site verification of all dimensions. Figured dimensions take precedance over scaled values. DO NOT SCALE DRAWINGS.

AMMENDMENTS

A	dd.mm.yy	Issue for -------	XX	AD

LEGEND/ NOTES

Client
Urban Land Development Authority

Project Name
Seedling Terraces

Status DD | Date: 23 August 2011
Scale: @ A3 | Drawn by: AD
Drawing Title:
Roof Plan & Legend
Project No: **ULD009 A** | Drawing No.: **DD 02.04**

degenhart SHEDD

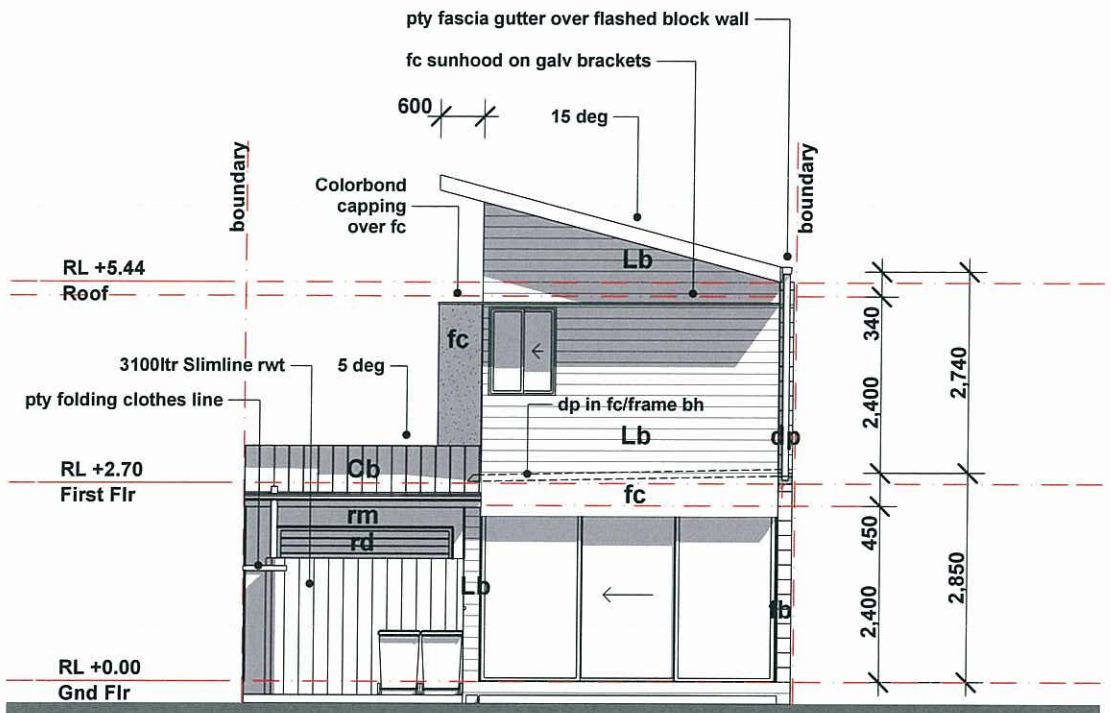

Elevation 1

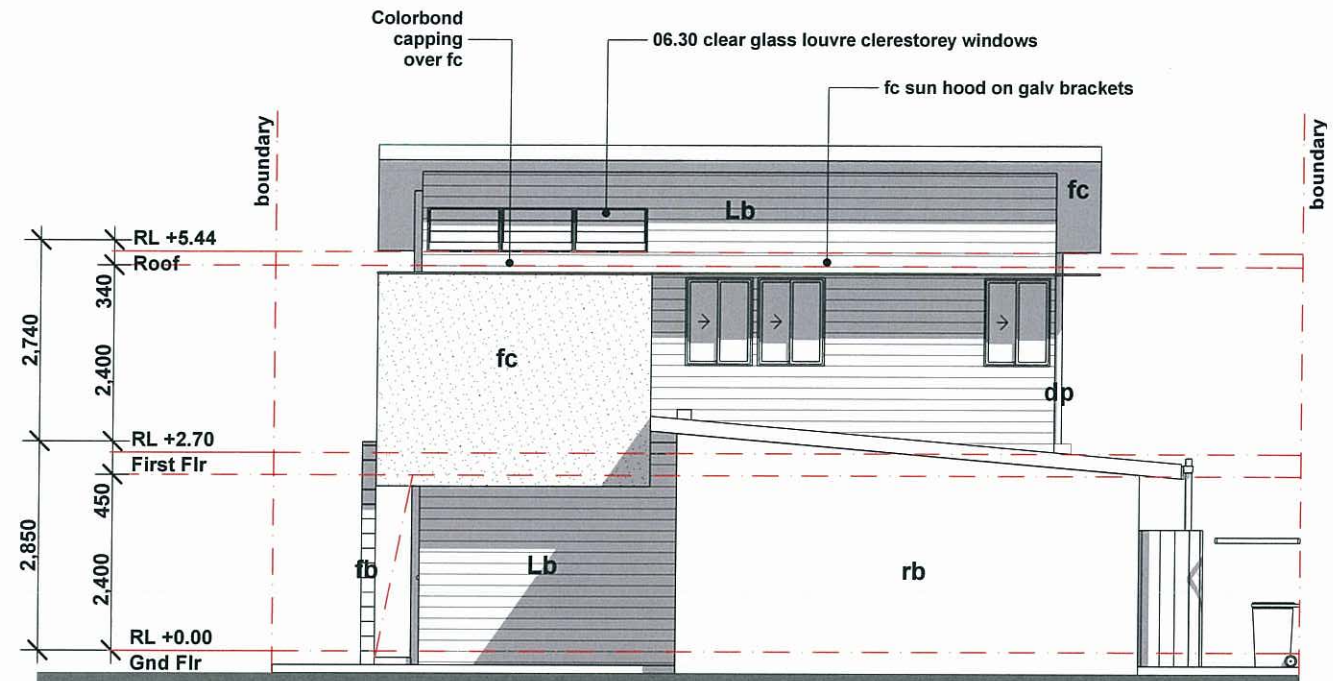

Elevation 2

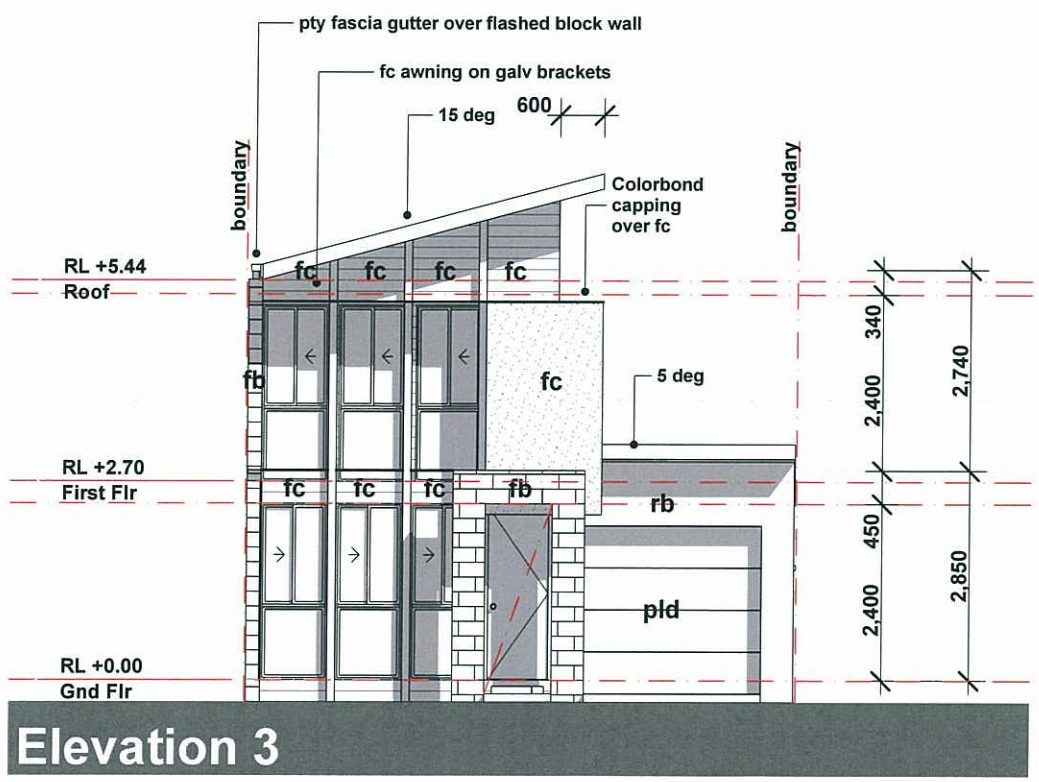

Elevation 3

PLANS AND DOCUMENTS referred to in the ULDA APPROVAL dated 20/6/12

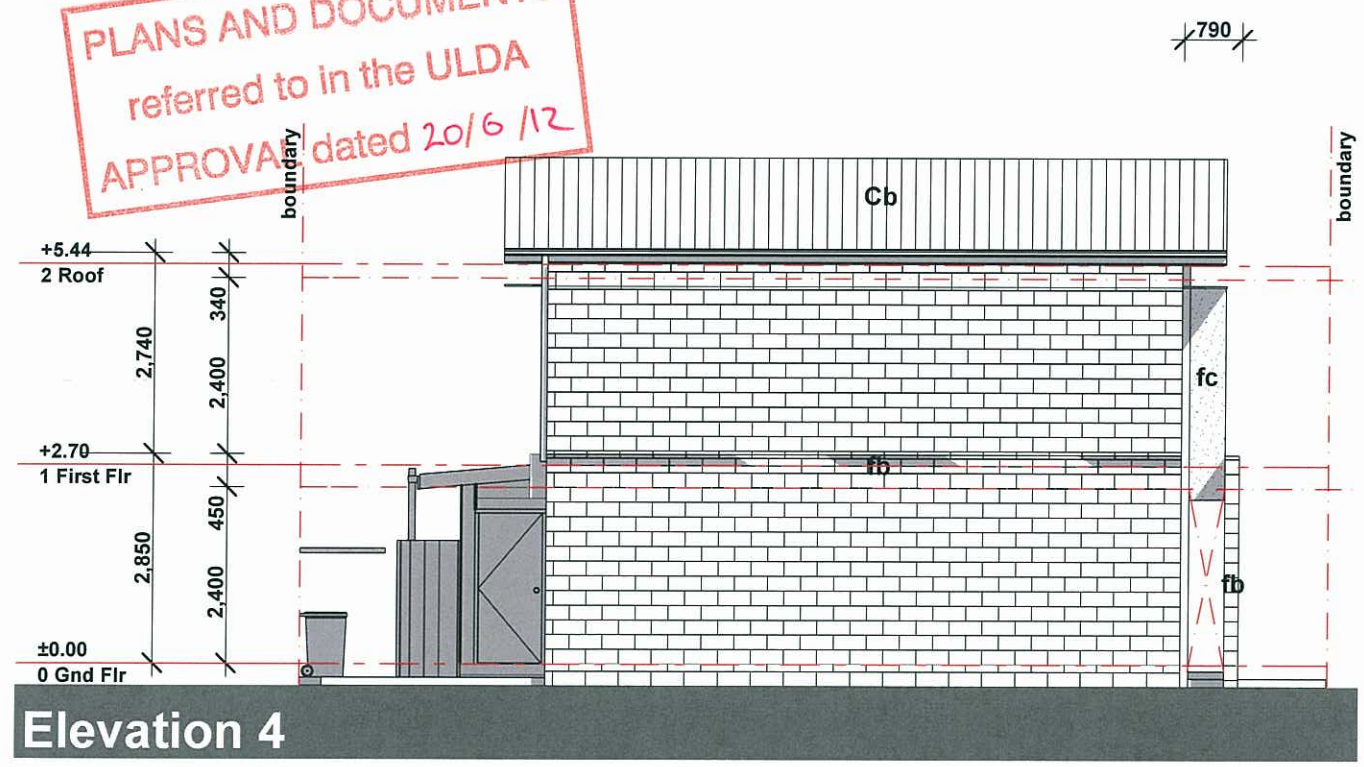

Elevation 4

TYPE E3

This plan may not be photocopied without the express written authority of degenhartSHEDD Pty Ltd and the Urban Land Development Authority. The copyright of these drawings remains in the ownership and control of degehartSHEDD Pty Ltd and the ULDA unless express written permission has been granted otherwise.
•
Contours and other base site data shown on this drawing have been derived from a combination of sub-consultant drawings obtained in digital format. This Drawing was prepared for the purpose and exclusive use of our Client to accompany an application to Gold Coast City Council for Approval purposes and is not to be used by any other person or corporation.
•
Design Forum Pty Ltd accepts no responsibility for loss or damage caused to any person who may rely on the information for any purpose for which it was not intended.
•
The Builder is responsible for the site verification of all dimensions. Figured dimensions take precedance over scaled values. DO NOT SCALE DRAWINGS.

AMMENDMENTS

A	dd.mm.yy	Issue for -------	XX	AD

LEGEND/ NOTES

Client
Urban Land Development Authority

Project Name
Seedling Terraces

Status DD
Date: 23 August 2011
Scale: 1:100 @ A3
Drawn by: AD
Drawing Title:
Elevations 1-4
Project No: **ULD009 C**
Drawing No.: **DD 03.01**

degenhart SHEDD

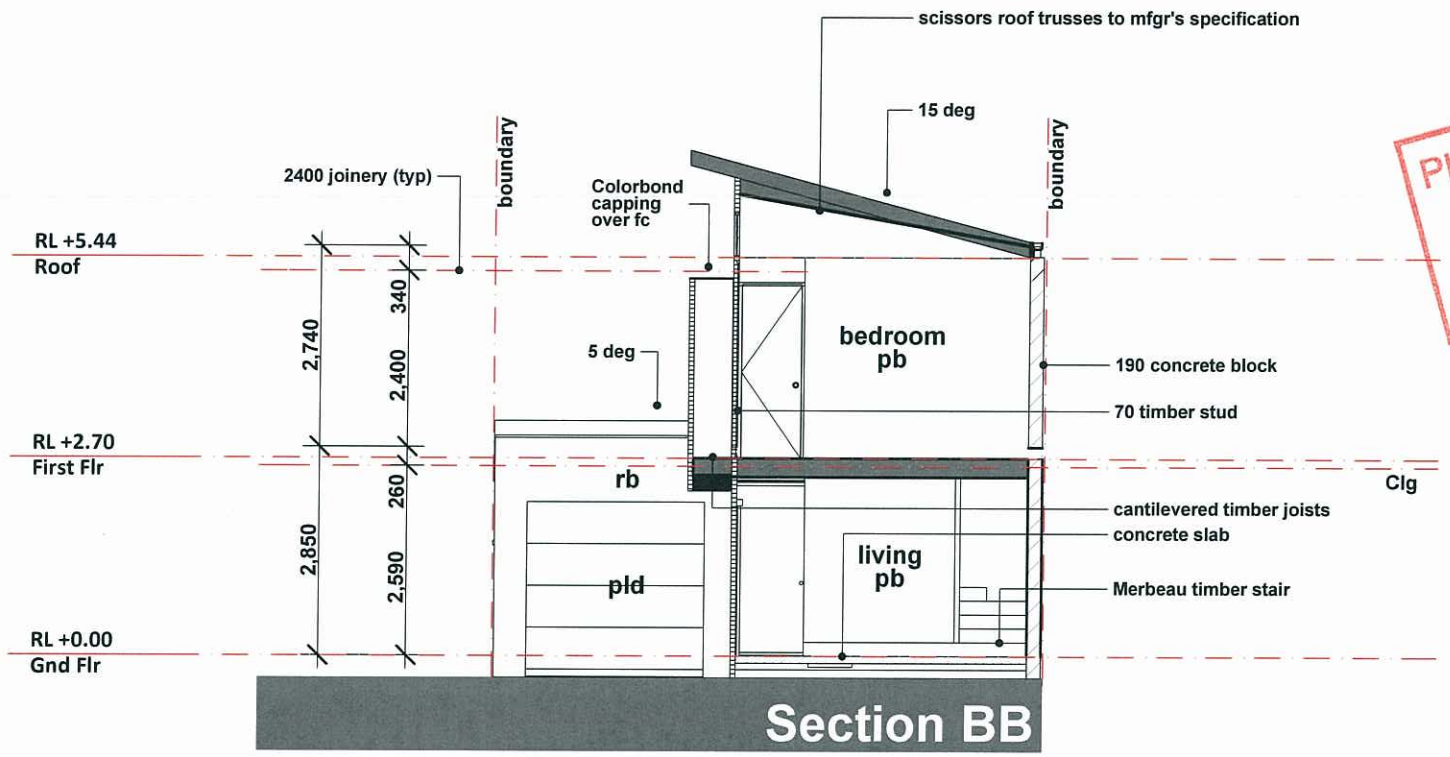

Section BB

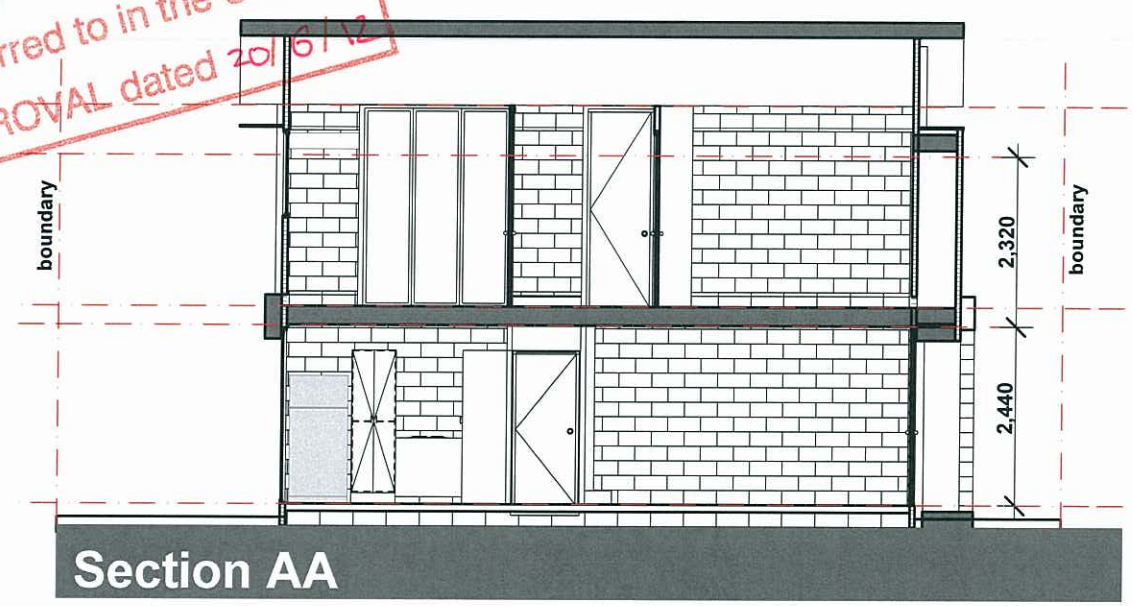

Section AA

PLANS AND DOCUMENTS referred to in the ULDA APPROVAL dated 20/6/12

TYPE E3

This plan may not be photocopied without the express written authority of degenhartSHEDD Pty Ltd and the Urban Land Development Authority. The copyright of these drawings remains in the ownership and control of degehartSHEDD Pty Ltd and the ULDA unless express written permission has been granted otherwise.

Contours and other base site data shown on this drawing have been derived from a combination of sub-consultant drawings obtained in digital format. This Drawing was prepared for the purpose and exclusive use of our Client to accompany an application to Gold Coast City Council for Approval purposes and is not to be used by any other person or corporation.

Design Forum Pty Ltd accepts no responsibility for loss or damage caused to any person who may rely on the information for any purpose for which it was not intended.

The Builder is responsible for the site verification of all dimensions. Figured dimensions take precedance over scaled values. DO NOT SCALE DRAWINGS.

AMMENDMENTS

A	dd.mm.yy	Issue for -------	XX	AD

LEGEND/ NOTES

Client
Urban Land Development Authority

Project Name
Seedling Terraces

Status DD
Date: 23 August 2011
Scale: 1:50 @ A3
Drawn by: AD
Drawing Title:
Sections A-A and B-B
Project No:
ULD009 B
Drawing No.:
DD 04.01

degenhart SHEDD

Any Street UDA

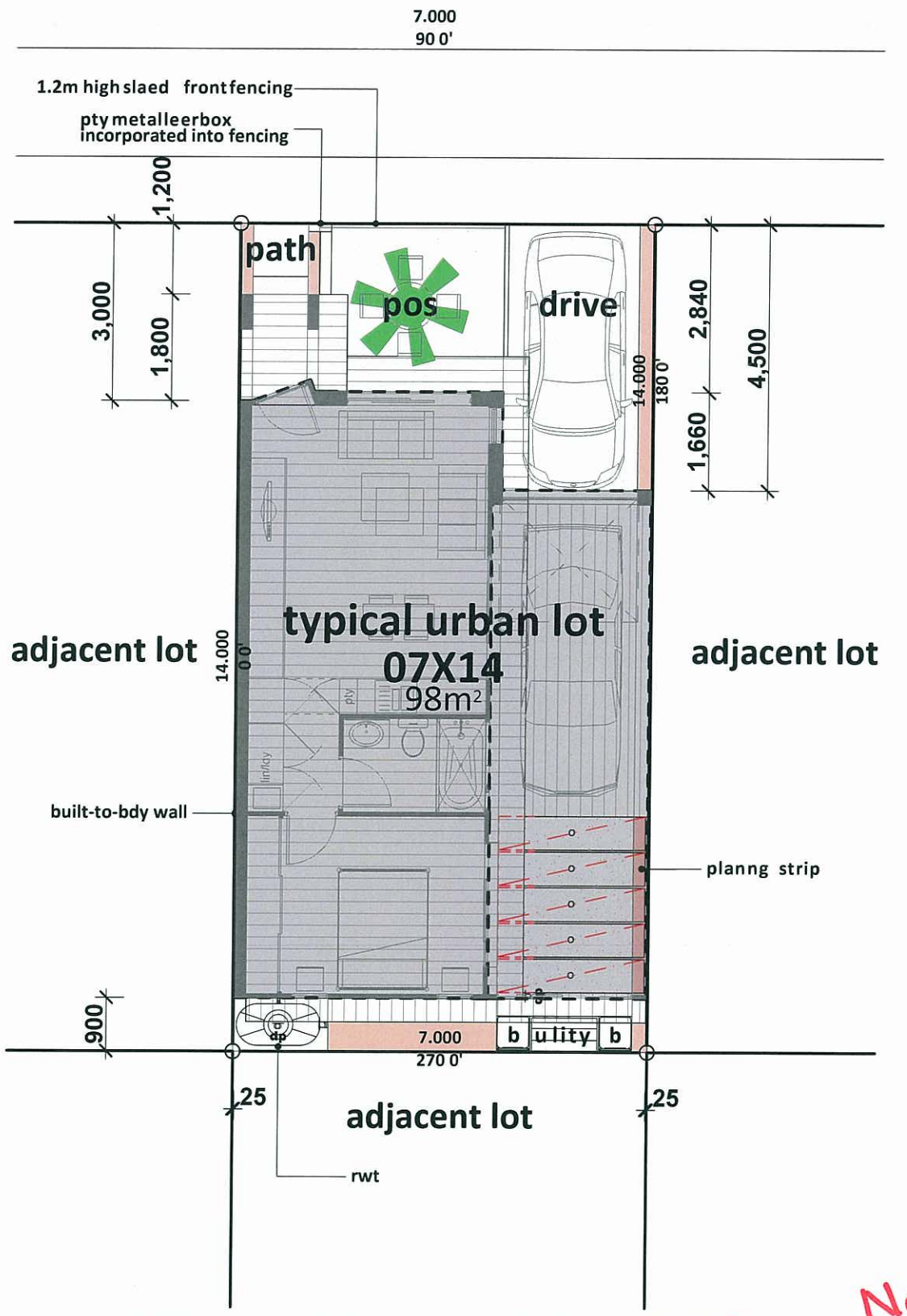

PLANS AND DOCUMENTS
referred to in the ULDA
APPROVAL dated 20/6/12

AMENDED IN RED
19 JUN 2012
By: K McGill (name)
of the ULDA

Not part of this approval

TYPE H1

This plan may not be photocopied without the express written authority of the Urban Land Developement Authority (ULDA). The copyright of these drawings remains in the ownership and control of the ULDA unless express written permission has been granted otherwise.

Contours and other base site data shown on this drawing have been derived from a combination of sub-consultant drawings obtained in digital format.

This Drawing was prepared for the purpose and exclusive use of the ULDA to obtain builder's indicative prices for the construction of the dwelling represesented herewith and not for construction or any other use.

degenhartSHEDD Pty Ltd accepts no responsibility for loss or damage caused to any person who may rely on the information for any purpose for which it was not intended.

The Builder is responsible for the site verification of all dimensions. Figured dimensions take precedance over scaled values. DO NOT SCALE DRAWINGS.

AMMENDMENTS				
A	03.11.11	Client Review/Approval	ad	AD

N

My Place

Client
Urban Land Development Authority

Project Name
Single Storey Urban Lot - 7m x 14m

Status: DD	Date: 3 Nov 2011
Scale: 1:100 @ A3	Drawn by: ad
Drawing Title: **Site & Location Plan**	
Project No: 0714 ULD009 A	Drawing No.: DD 01.01

degenhart SHEDD

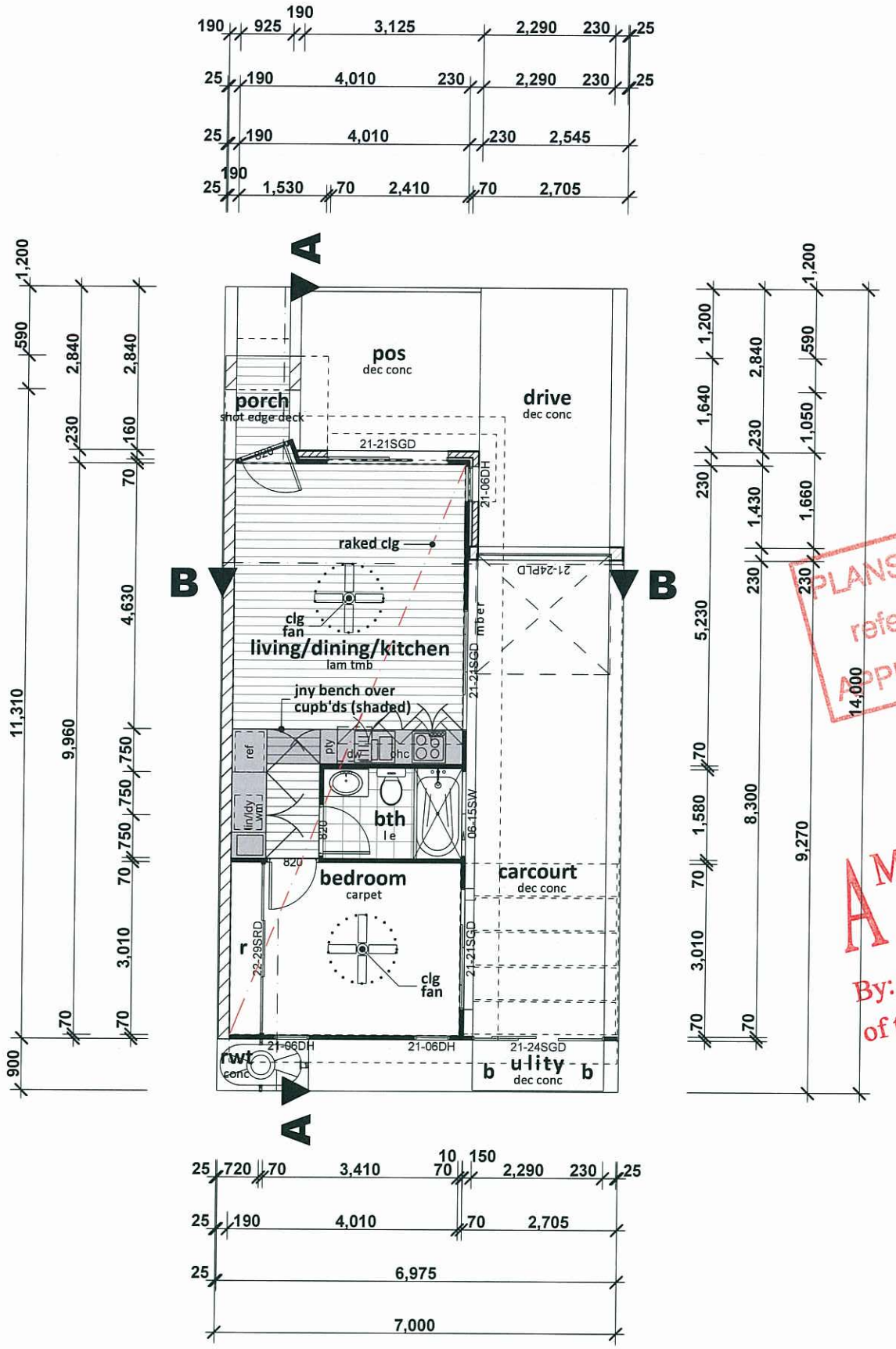

PLANS AND DOCUMENTS referred to in the ULDA APPROVAL dated 20/6/12

AMENDED IN RED
19 JUN 2012
By: K McGill (name)
of the ULDA

Not part of this approval

TYPE H1

This plan may not be photocopied without the express written authority of the Urban Land Developement Authority (ULDA). The copyright of these drawings remains in the ownership and control of the ULDA unless express written permission has been granted otherwise.

Contours and other base site data shown on this drawing have been derived from a combination of sub-consultant drawings obtained in digital format.

This Drawing was prepared for the purpose and exclusive use of the ULDA to obtain builder's indicative prices for the construction of the dwelling represesented herewith and not for construction or any other use.

degenhartSHEDD Pty Ltd accepts no responsibility for loss or damage caused to any person who may rely on the information for any purpose for which it was not intended.

The Builder is responsible for the site verification of all dimensions. Figured dimensions take precedance over scaled values. DO NOT SCALE DRAWINGS.

AMMENDMENTS

A	02.11.11	Client Review/Approval	ap	AD
B	03.11.11	Design updates/corrections	ad	AD

Floor Areas

internal area	44.1 m²
sub-total	44.1 m²
carcourt/pergola	23.3 m²
porch	1.5 m²
POS (including entry path but exluding porch)	10.8 m²
cover area	66.5%

N

My Place

Client: Urban Land Development Authority

Project Name: **Single Storey Urban Lot - 7m x 14m**

Status: DD | Date: 3 Nov 2011

Scale: 1:100 @ A3 | Drawn by: ad

Drawing Title: **Floor Plans**

Project No: 0714 ULD013 | B | Drawing No.: DD 02.01

degenhart SHEDD

Legend

ac	air condioner
adcm	aust'n domesc constr'n manual
ag	agricultural drain
aj	arculated joint
al	selected finish aluminium
as	australian standards
aw	top hung awning window
b	basin
ba	building approval assessment
bb	brick band
bdy	boundary
bfd	bi-fold door
bh	bulkhead
blk	blockwork
bm	basin mixer
brk	brickwork
bs	bar sink
bs	basin spout
bt	bath tub
bv	brick veneer
cb	Colorbond finished metal
ch	ceiling height
chs	circularhollowsecon
cl	centreline
clg	ceiling
cp	control panel
cpd	cupboard
csd	cavity sliding door
ct	concretele roof
d	dryer
dc	drying court
dn	down
dp	down pipe
dw	dishwasher
dwr	drawer
ej	expansion joint
ens	ensuite
ent	entry
ep	Energex pillar
eq	equal
	face brick
l	face block
fc	fibre cement
fc/p	fibre cement painted
fcu	fan coil unit
fg	fixed glazing
flr	floor
fm	face masonry
frl	fire resistance level
fsl	floor surface level
fw	floor waste
gar	garage
gl	glass louvre window
gnd	ground
gnf	good neighbour style tmbr fence
gp	gully pit yard drain
gpd	glass panel door
hc	hose cock
hmpr	square arch hamper
hp	hotplates
ht	height
hw	hard wood
hws	hot water service
hwu	hot water unit
kd	kiln dried
ks	kitchen sink
lb	leerbox
ld	leaf diverter
ldng	landing
ldy	laundry
lin	linen
mb	meter box
mf	selected pty metal fascia
mg	selectedpty metalguer
mpr	mul -purpose room
mw	microwave
n	nominal
n	north
nom	nominal
nrg	pty greenboard cladding
ns	natural surface
nsl	natural surface level
o	open
obs	obscure glazing
oh	overhead and/or overhang
omp	outermostprojecon
pb	painted brick
pc	parapet capping
pdr	powder room
pf	painted finish
pfc	parallel flange channel
ph	pitching height
pld	autopanelli door
pos	private open space
ps	plumbing stack
ptry	pantry
pty	proprietary
r	robe
ra	return air vent
rb	rubbish bin
rd	roller door
ref	refrigerator
rh	rangehood
rl	relave level
rm	rendered masonry
rsr	riser
rwo + s	rain water outlet
rwt	rain water tank
s	south
sa	smoke detector alarm
sc	self closing
sd	soap dish
se	sewer
sf	stone finish
sgd	sliding glass door
shr	shower
shs	squarehollowsecon
sl	self locking
sm	shower mixer
smd	smoke detector
sp	survey plan
sr	shower rose
st	solar tube skylight/vent
stc	sound transmission class
sv	stone veneer
sw	sliding window or storm water
t	laundry tub
tc	texturecoang
tmbr	mber
tp	treated pine
tr	towel rail / ring
trh	toilet roll holder
tv	mber veneer
typ	typical
ubo	under bench oven
uno	unless noted otherwise
upvc	unplascised poly vinyl chloride
wb	weatherboard
wc	water closet/toilet
wir	walk in robe
wm	washing machine
wo	wall oven

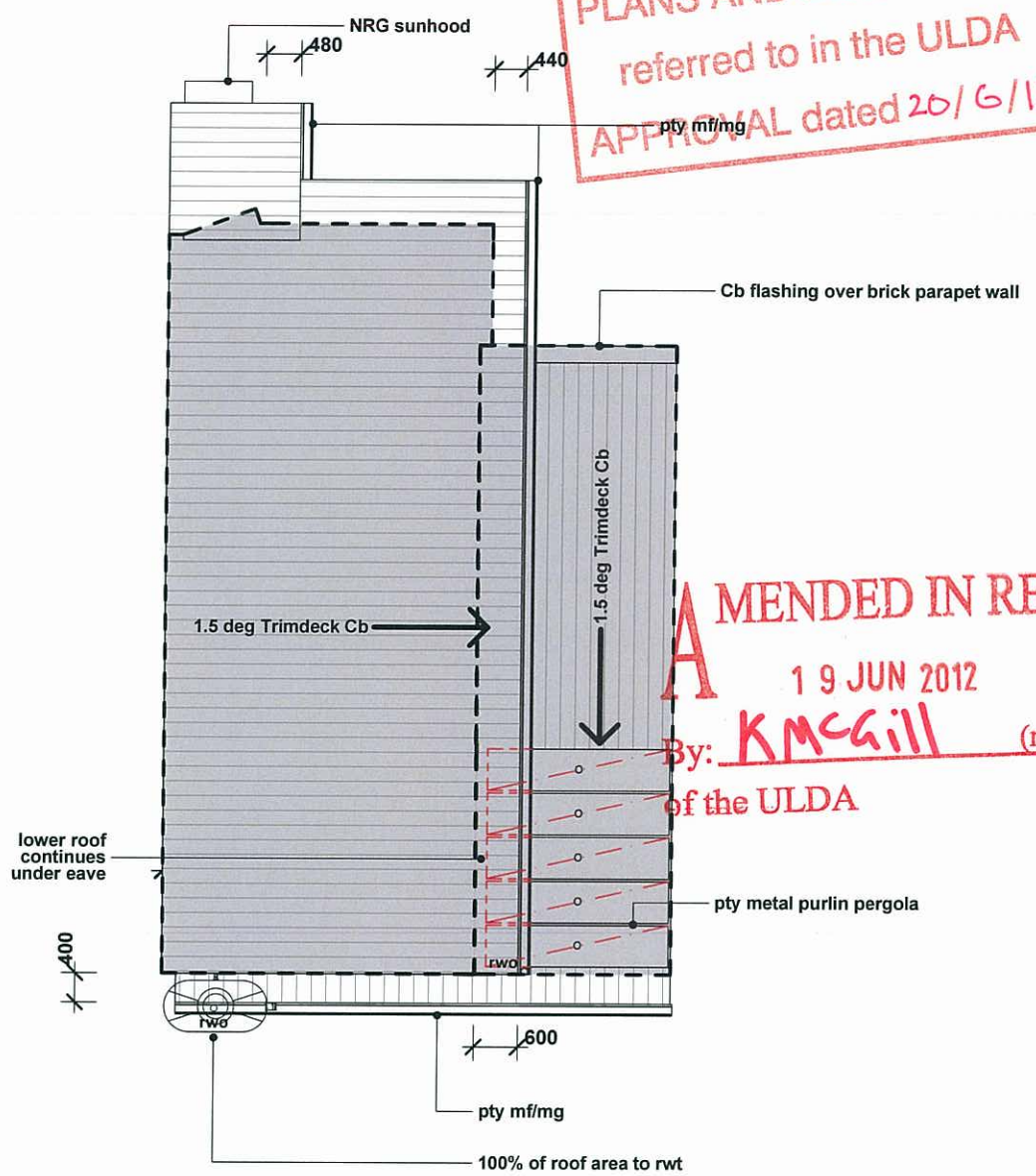

PLANS AND DOCUMENTS referred to in the ULDA APPROVAL dated 20/6/12

AMENDED IN RED
19 JUN 2012
By: KMcGill (name)
of the ULDA

Not part of this approval

TYPE H1

This plan may not be photocopied without the express written authority of the Urban Land Developement Authority (ULDA). The copyright of these drawings remains in the ownership and control of the ULDA unless express written permission has been granted otherwise.

Contours and other base site data shown on this drawing have been derived from a combination of sub-consultant drawings obtained in digital format.

This Drawing was prepared for the purpose and exclusive use of the ULDA to obtain builder's indicative prices for the construction of the dwelling represesented herewith and not for construction or any other use.

degenhartSHEDD Pty Ltd accepts no responsibility for loss or damage caused to any person who may rely on the information for any purpose for which it was not intended.

The Builder is responsible for the site verification of all dimensions. Figured dimensions take precedance over scaled values. DO NOT SCALE DRAWINGS.

AMMENDMENTS				
A	03.11.11	Client Review/Approval	ad	AD

N

My Place

Client
Urban Land Development Authority

Project Name
Single Storey Urban Lot - 7m x 14m

Status: DD | Date: 3 Nov 2011
Scale: 1:100 @ A3 | Drawn by: ad
Drawing Title:
Roof Plan & Legend
Project No: 0714 | ULD013 | A
Drawing No.: **DD 02.02**

degenhart SHEDD

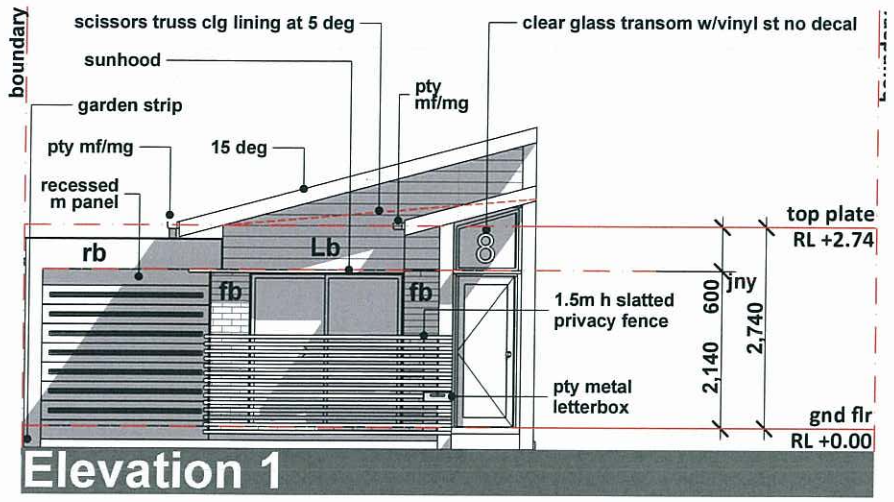

Elevation 1

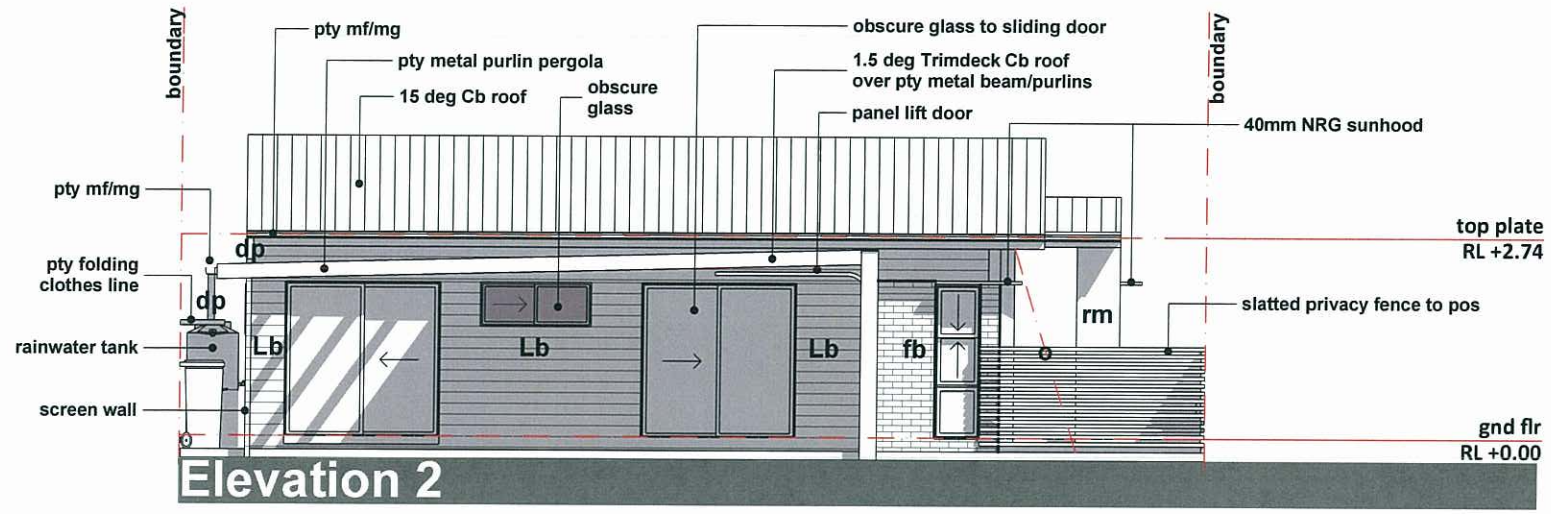

Elevation 2

Elevation 3



Elevation 4

PLANS AND DOCUMENTS referred to in the ULDA APPROVAL dated 20/6/12

TYPE H1

This plan may not be photocopied without the express written authority of the Urban Land Developement Authority (ULDA). The copyright of these drawings remains in the ownership and control of the ULDA unless express written permission has been granted otherwise.

Contours and other base site data shown on this drawing have been derived from a combination of sub-consultant drawings obtained in digital format.

This Drawing was prepared for the purpose and exclusive use of the ULDA to obtain builder's indicative prices for the construction of the dwelling represesented herewith and not for construction or any other use.

degenhartSHEDD Pty Ltd accepts no responsibility for loss or damage caused to any person who may rely on the information for any purpose for which it was not intended.

The Builder is responsible for the site verification of all dimensions. Figured dimensions take precedance over scaled values. DO NOT SCALE DRAWINGS.

AMMENDMENTS

A	02.11.11	Client Review/Approval	ap	AD
B	03.11.11	Design updates/corrections	ad	AD

My Place

Client
Urban Land Development Authority

Project Name
Single Storey Urban Lot - 7m x 14m

Status: DD
Date: 3 Nov 2011
Scale: 1:100 @ A3
Drawn by: ad
Drawing Title:
Elevations
Project No: 0714 ULD013 B
Drawing No.: DD 03.01

degenhart SHEDD

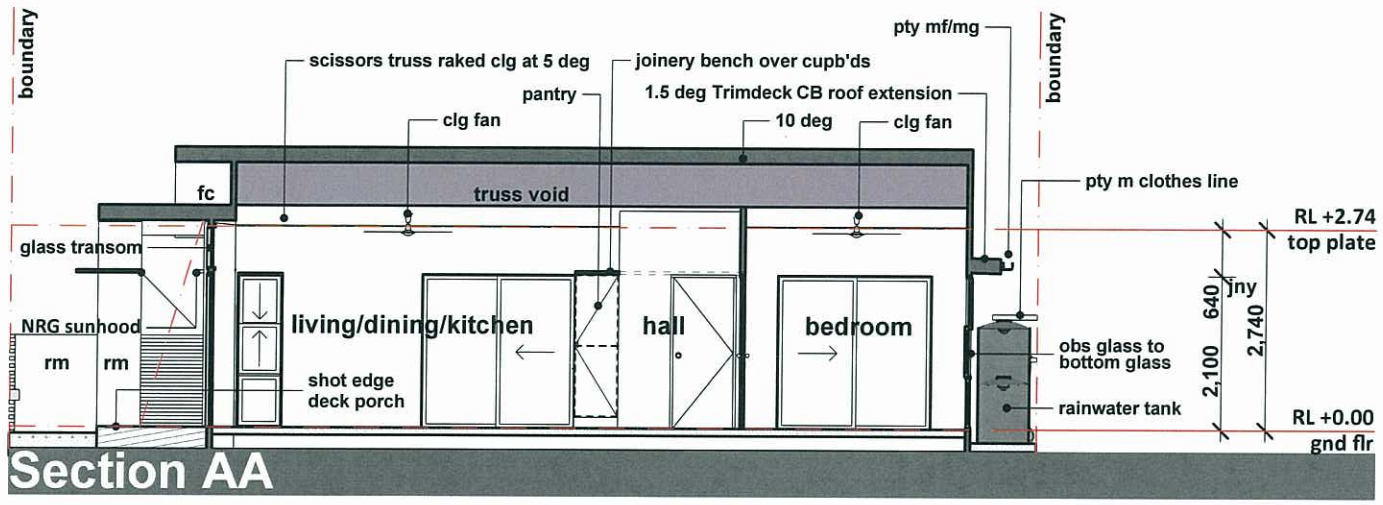

Section AA

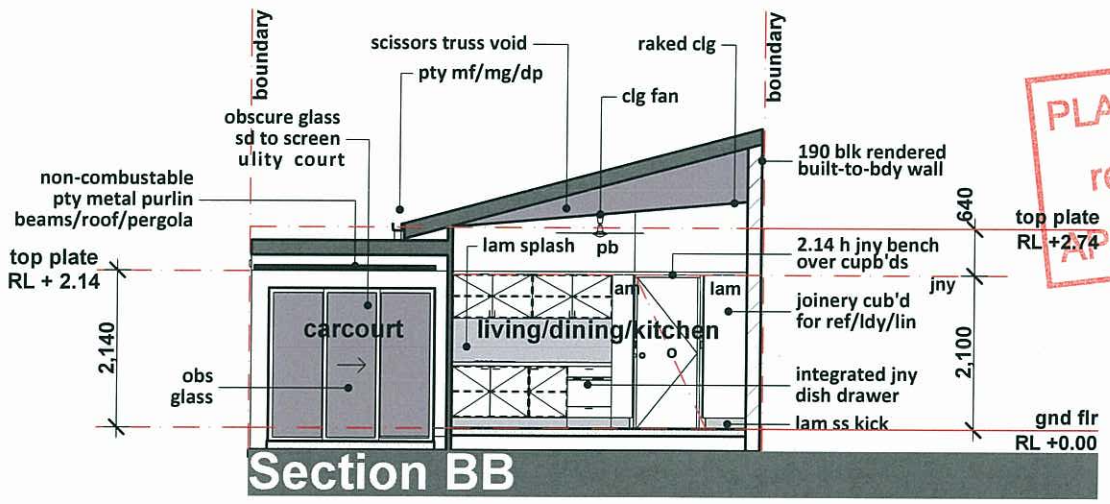

Section BB

PLANS AND DOCUMENTS
referred to in the ULDA
APPROVAL dated 20/6/12

TYPE H1

This plan may not be photocopied without the express written authority of the Urban Land Developement Authority (ULDA). The copyright of these drawings remains in the ownership and control of the ULDA unless express written permission has been granted otherwise.

Contours and other base site data shown on this drawing have been derived from a combination of sub-consultant drawings obtained in digital format.

This Drawing was prepared for the purpose and exclusive use of the ULDA to obtain builder's indicative prices for the construction of the dwelling represented herewith and not for construction or any other use.

degenhartSHEDD Pty Ltd accepts no responsibility for loss or damage caused to any person who may rely on the information for any purpose for which it was not intended.

The Builder is responsible for the site verification of all dimensions. Figured dimensions take precedance over scaled values. DO NOT SCALE DRAWINGS.

AMMENDMENTS

A	03.11.11	Client Review/Approval	ad	AD

My Place

Client
Urban Land Development Authority

Project Name
Single Storey Urban Lot - 7m x 14m

Status: DD
Date: 3 Nov 2011
Scale: 1:100 @ A3
Drawn by: ad
Drawing Title:
Sections
Project No: ULD013
0714 A
Drawing No.:
DD 04.01

degenhart SHEDD

Any Street UDA

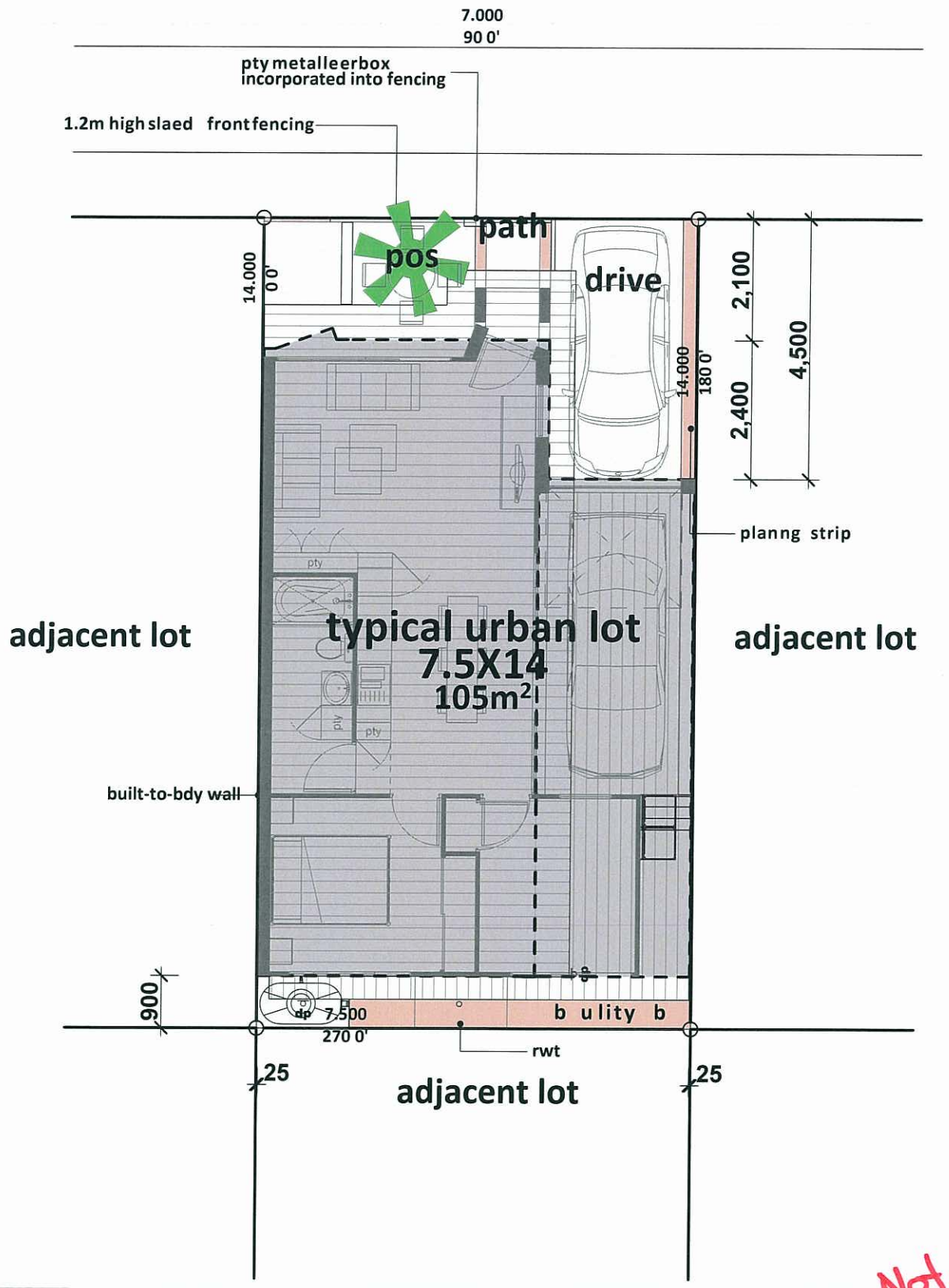

AMENDED IN RED
19 JUN 2012
By: K McGill (name)
of the ULDA

PLANS AND DOCUMENTS
referred to in the ULDA
APPROVAL dated 20/6/12

Not part of this approval

TYPE H2

This plan may not be photocopied without the express written authority of the Urban Land Developement Authority (ULDA). The copyright of these drawings remains in the ownership and control of the ULDA unless express written permission has been granted otherwise.

Contours and other base site data shown on this drawing have been derived from a combination of sub-consultant drawings obtained in digital format.

This Drawing was prepared for the purpose and exclusive use of the ULDA to obtain builder's indicative prices for the construction of the dwelling represessented herewith and not for construction or any other use.

degenhartSHEDD Pty Ltd accepts no responsibility for loss or damage caused to any person who may rely on the information for any purpose for which it was not intended.

The Builder is responsible for the site verification of all dimensions. Figured dimensions take precedance over scaled values. DO NOT SCALE DRAWINGS.

AMMENDMENTS				
A	03.11.11	Client Review/Approval	ad	AD

N

My Place

Client
Urban Land Development Authority

Project Name
Single Storey Urban Lot - 7.5m x 14m

Status: DD	Date: 3 Nov 2011
Scale: 1:100 @ A3	Drawn by: ad
Drawing Title: Site & Location Plan	
Project No: ULD009 7514 B	Drawing No.: DD 01.01

degenhart SHEDD

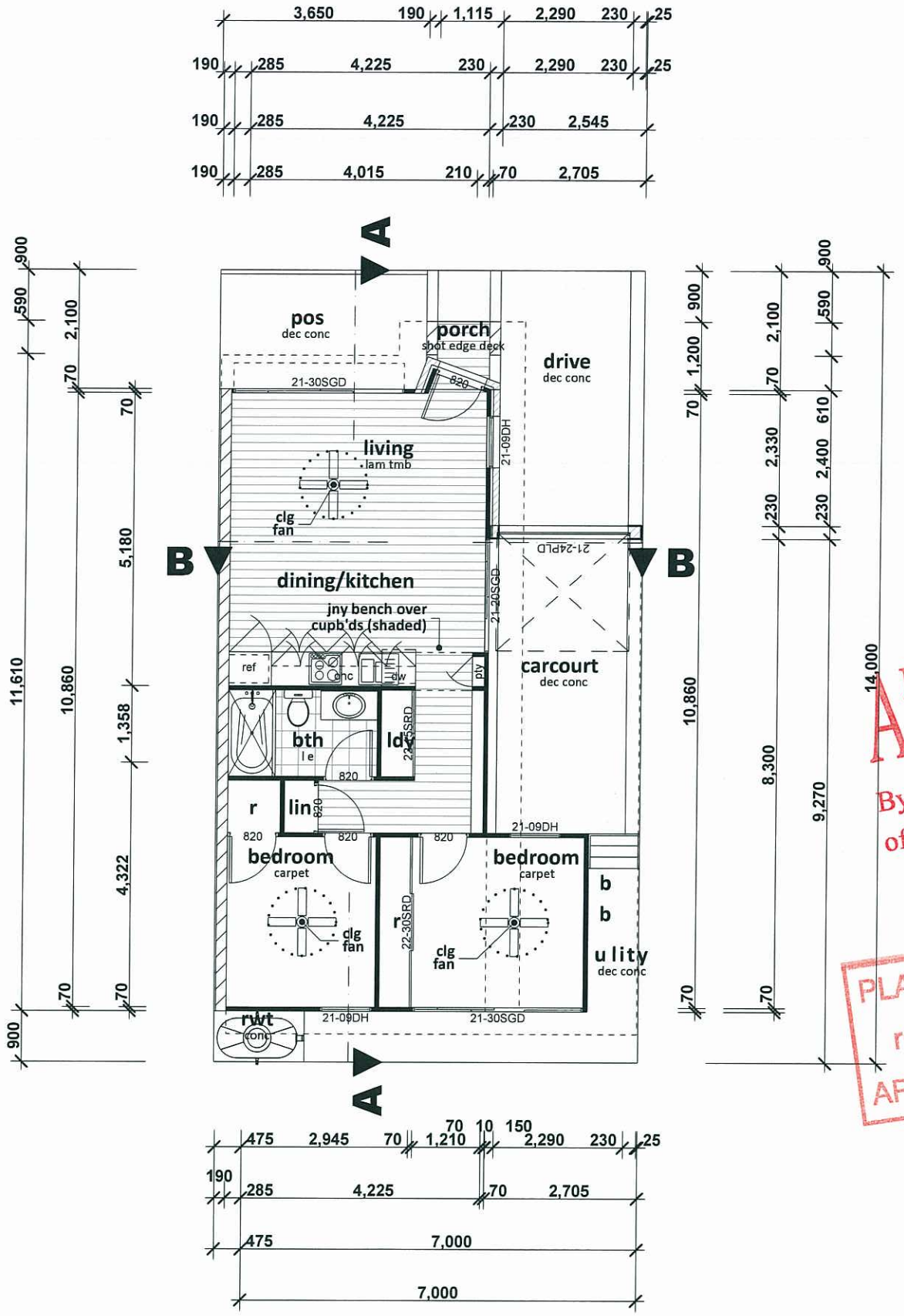

AMENDED IN RED
19 JUN 2012
By: K McGill (name)
of the ULDA

PLANS AND DOCUMENTS
referred to in the ULDA
APPROVAL dated 20/6/12

Not part of this approval

TYPE H2

This plan may not be photocopied without the express written authority of the Urban Land Developement Authority (ULDA). The copyright of these drawings remains in the ownership and control of the ULDA unless express written permission has been granted otherwise.

Contours and other base site data shown on this drawing have been derived from a combination of sub-consultant drawings obtained in digital format.

This Drawing was prepared for the purpose and exclusive use of the ULDA to obtain builder's indicative prices for the construction of the dwelling represesented herewith and not for construction or any other use.

degenhartSHEDD Pty Ltd accepts no responsibility for loss or damage caused to any person who may rely on the information for any purpose for which it was not intended.

The Builder is responsible for the site verification of all dimensions. Figured dimensions take precedance over scaled values. DO NOT SCALE DRAWINGS.

AMMENDMENTS

A	03.11.11	Client Review/Approval	ad	AD
B	03.11.11	Corrections for client review	ad	AD

Floor Areas

internal area	58.5 m²
sub-total	58.5 m²
carcourt/pergola	14.7 m²
porch	1.5 m²
POS	8.8 m²
cover area	75%

N

My Place

Client
Urban Land Development Authority

Project Name
Single Storey Urban Lot - 7.5m x 14m

Status: DD
Date: 3 Nov 2011
Scale: 1:100 @ A3
Drawn by: ad
Drawing Title:
Floor Plans
Project No: ULD013 7514
C
Drawing No.: DD 02.01

degenhart SHEDD

Legend

ac	air condioner
adcm	aust'n domesc constr'n manual
ag	agricultural drain
aj	arculated joint
al	selected finish aluminium
as	australian standards
aw	top hung awning window
b	basin
ba	building approval assessment
bb	brick band
bdy	boundary
bfd	bi-fold door
bh	bulkhead
blk	blockwork
bm	basin mixer
brk	brickwork
bs	bar sink
bs	basin spout
bt	bath tub
bv	brick veneer
cb	Colorbond finished metal
ch	ceiling height
chs	circularhollowsecon
cl	centreline
clg	ceiling
cp	control panel
cpd	cupboard
csd	cavity sliding door
ct	concretele roof
d	dryer
dc	drying court
dn	down
dp	down pipe
dw	dishwasher
dwr	drawer
ej	expansion joint
ens	ensuite
ent	entry
ep	Energex pillar
eq	equal
	face brick
l	face block
fc	fibre cement
fc/p	fibre cement painted
fcu	fan coil unit
fg	fixed glazing
flr	floor
fm	face masonry
frl	fire resistance level
fsl	floor surface level
fw	floor waste
gar	garage
gl	glass louvre window
gnd	ground
gnf	good neighbour style tmbr fence
gp	gully pit yard drain
gpd	glass panel door
hc	hose cock
hmpr	square arch hamper
hp	hotplates
ht	height
hw	hard wood
hws	hot water service
hwu	hot water unit
kd	kiln dried
ks	kitchen sink
lb	leerbox
ld	leaf diverter
ldng	landing
ldy	laundry
lin	linen
mb	meter box
mf	selected pty metal fascia
mg	selectedpty metalguer
mpr	mul -purpose room
mw	microwave
n	nominal
n	north
nom	nominal
nrg	pty greenboard cladding
ns	natural surface
nsl	natural surface level
o	open
obs	obscure glazing
oh	overhead and/or overhang
omp	outermostprojecon
pb	painted brick
pc	parapet capping
pdr	powder room
pf	painted finish
pfc	parallel flange channel
ph	pitching height
pld	autopanelli door
pos	private open space
ps	plumbing stack
ptry	pantry
pty	proprietary
r	robe
ra	return air vent
rb	rubbish bin
rd	roller door
ref	refrigerator
rh	rangehood
rl	relave level
rm	rendered masonry
rsr	riser
rwo + s	rain water outlet
rwt	rain water tank
s	south
sa	smoke detector alarm
sc	self closing
sd	soap dish
se	sewer
sf	stone finish
sgd	sliding glass door
shr	shower
shs	squarehollowsecon
sl	self locking
sm	shower mixer
smd	smoke detector
sp	survey plan
sr	shower rose
st	solar tube skylight/vent
stc	sound transmission class
sv	stone veneer
sw	sliding window or storm water
t	laundry tub
tc	texturecoang
tmbr	mber
tp	treated pine
tr	towel rail / ring
trh	toilet roll holder
tv	mber veneer
typ	typical
ubo	under bench oven
uno	unless noted otherwise
upvc	unplascised poly vinyl chloride
wb	weatherboard
wc	water closet/toilet
wir	walk in robe
wm	washing machine
wo	wall oven

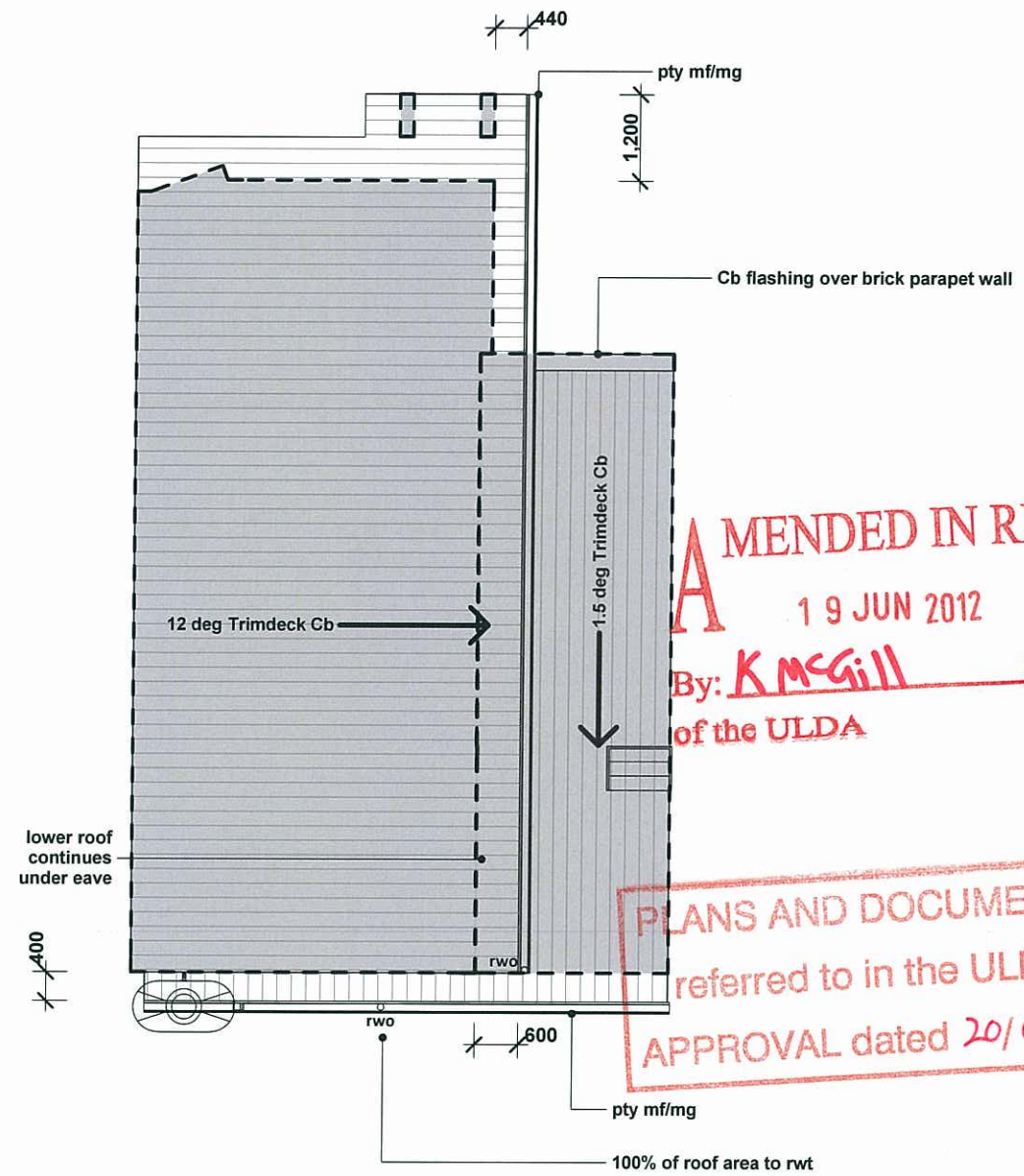

AMENDED IN RED
19 JUN 2012
By: K McGill (name)
of the ULDA

PLANS AND DOCUMENTS referred to in the ULDA APPROVAL dated 20/6/12

Not part of this approval

This plan may not be photocopied without the express written authority of the Urban Land Developement Authority (ULDA). The copyright of these drawings remains in the ownership and control of the ULDA unless express written permission has been granted otherwise.

Contours and other base site data shown on this drawing have been derived from a combination of sub-consultant drawings obtained in digital format.

This Drawing was prepared for the purpose and exclusive use of the ULDA to obtain builder's indicative prices for the construction of the dwelling representated herewith and not for construction or any other use.

degenhart SHEDD Pty Ltd accepts no responsibility for loss or damage caused to any person who may rely on the information for any purpose for which it was not intended.

The Builder is responsible for the site verification of all dimensions. Figured dimensions take precedance over scaled values. DO NOT SCALE DRAWINGS.

AMMENDMENTS				
A	03.11.11	Client Review/Approval	ad	AD

N

My Place

Client: Urban Land Development Authority

Project Name: **Single Storey Urban Lot - 7.5m x 14m**

Status: DD | Date: 3 Nov 2011

Scale: 1:100 @ A3 | Drawn by: ad

Drawing Title: **Roof Plan & Legend**

Project No: ULD013 **7514** A | Drawing No.: **DD 02.02**

TYPE H2

degenhart SHEDD

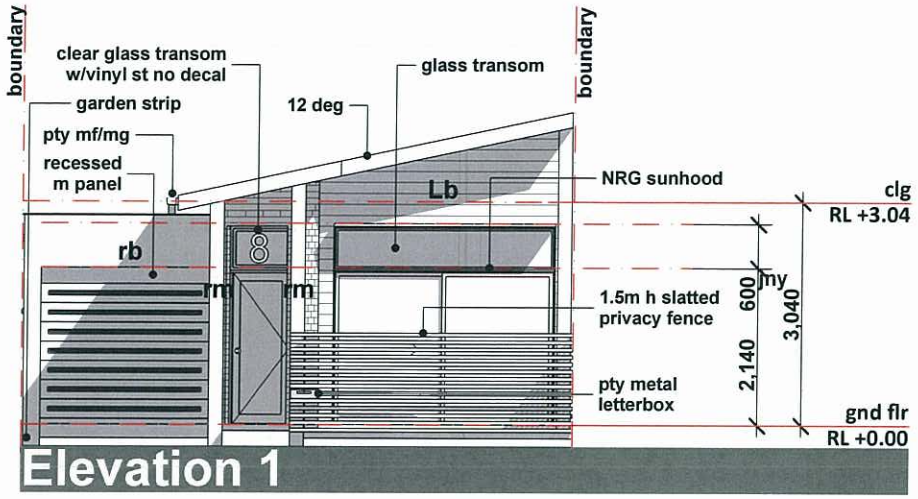

Elevation 1

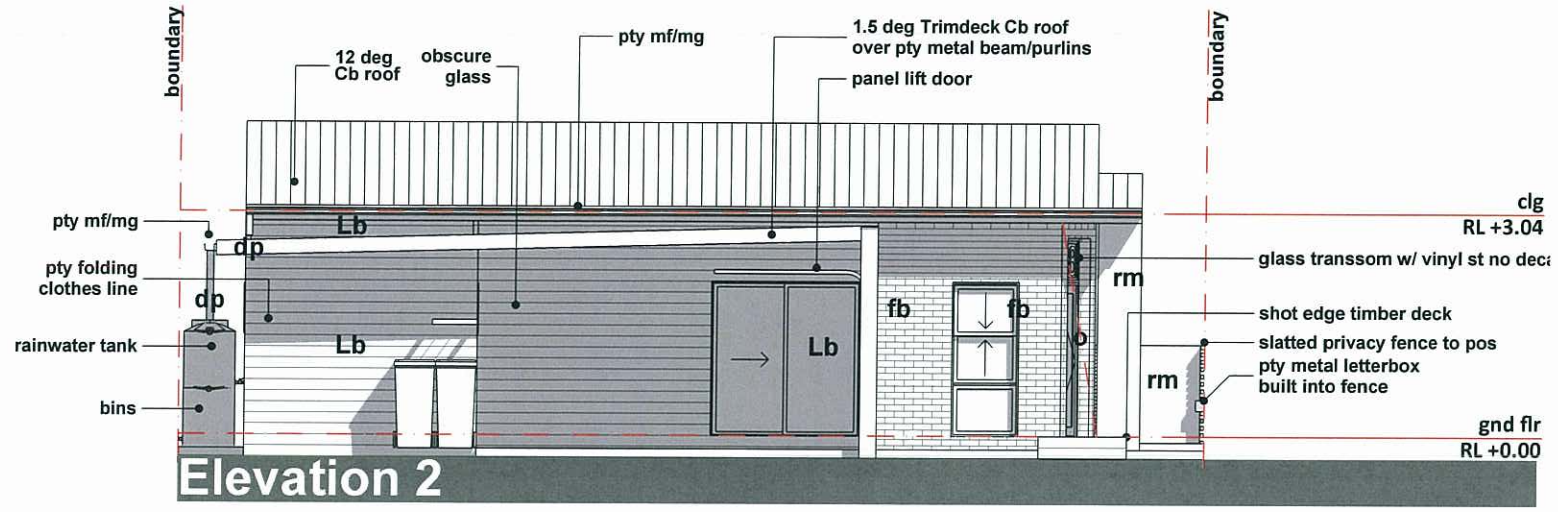

Elevation 2

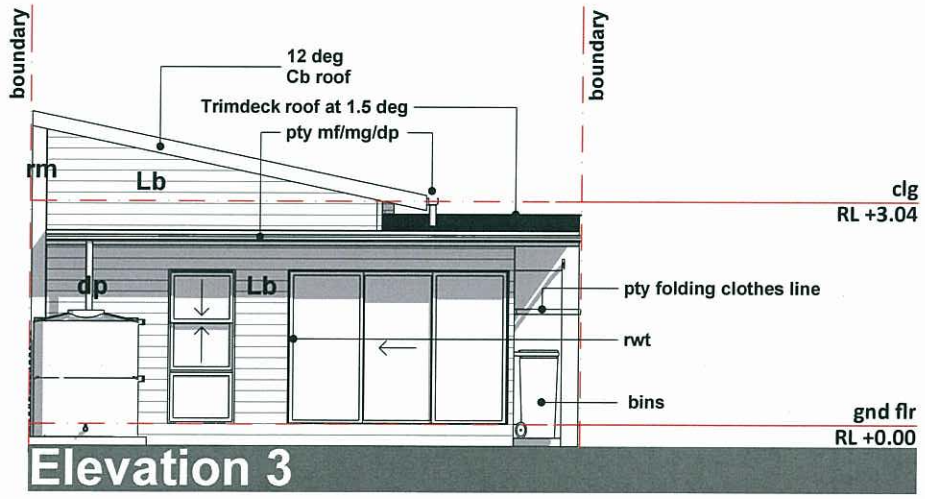

Elevation 3

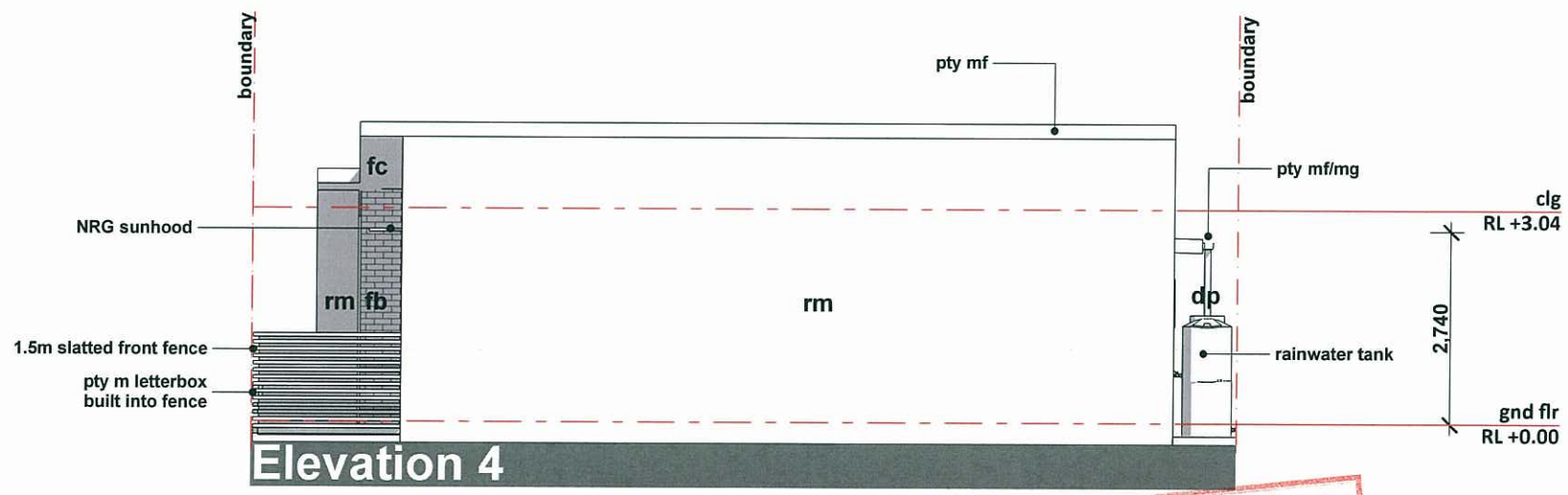

Elevation 4

PLANS AND DOCUMENTS referred to in the ULDA APPROVAL dated 20/6/12

TYPE H2

This plan may not be photocopied without the express written authority of the Urban Land Developement Authority (ULDA). The copyright of these drawings remains in the ownership and control of the ULDA unless express written permission has been granted otherwise.

Contours and other base site data shown on this drawing have been derived from a combination of sub-consultant drawings obtained in digital format.

This Drawing was prepared for the purpose and exclusive use of the ULDA to obtain builder's indicative prices for the construction of the dwelling represesented herewith and not for construction or any other use.

degenhartSHEDD Pty Ltd accepts no responsibility for loss or damage caused to any person who may rely on the information for any purpose for which it was not intended.

The Builder is responsible for the site verification of all dimensions. Figured dimensions take precedance over scaled values. DO NOT SCALE DRAWINGS.

AMMENDMENTS

A	03.11.11	Client Review/Approval	ad	AD
B	03.11.11	Corrections for client review	ad	AD
C	03.11.11	Corrections for client review	ad	AD

My Place

Client
Urban Land Development Authority

Project Name
Single Storey Urban Lot - 7.5m x 14m

Status: DD
Date: 3 Nov 2011
Scale: 1:100 @ A3
Drawn by: ad
Drawing Title:
Elevations
Project No: ULD013 **7514** D
Drawing No.: **DD 03.01**

degenhart SHEDD

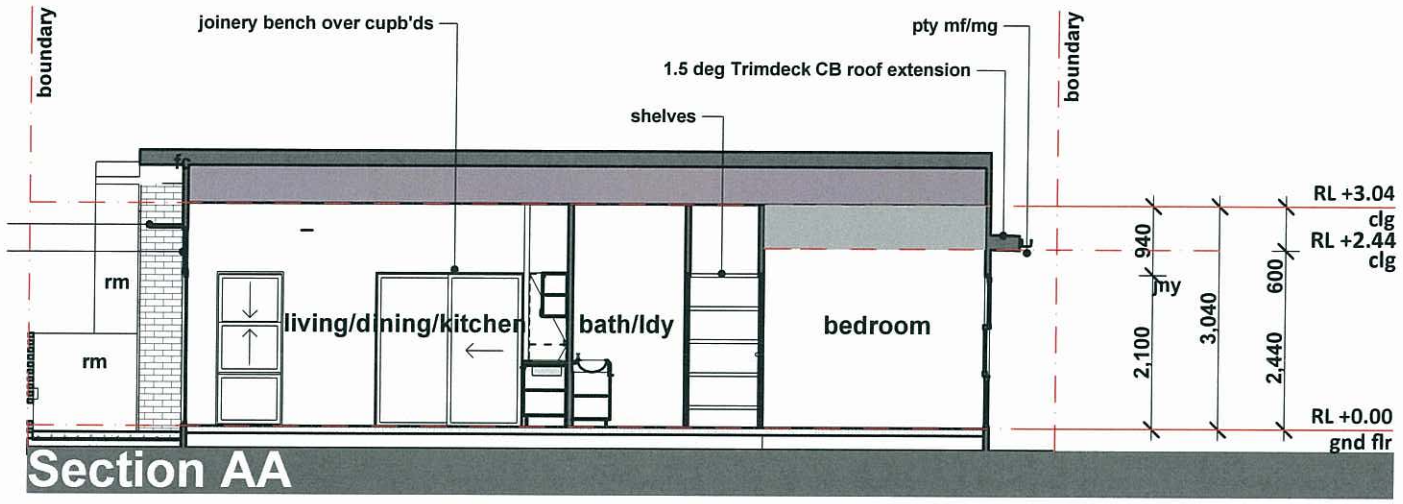

Section AA

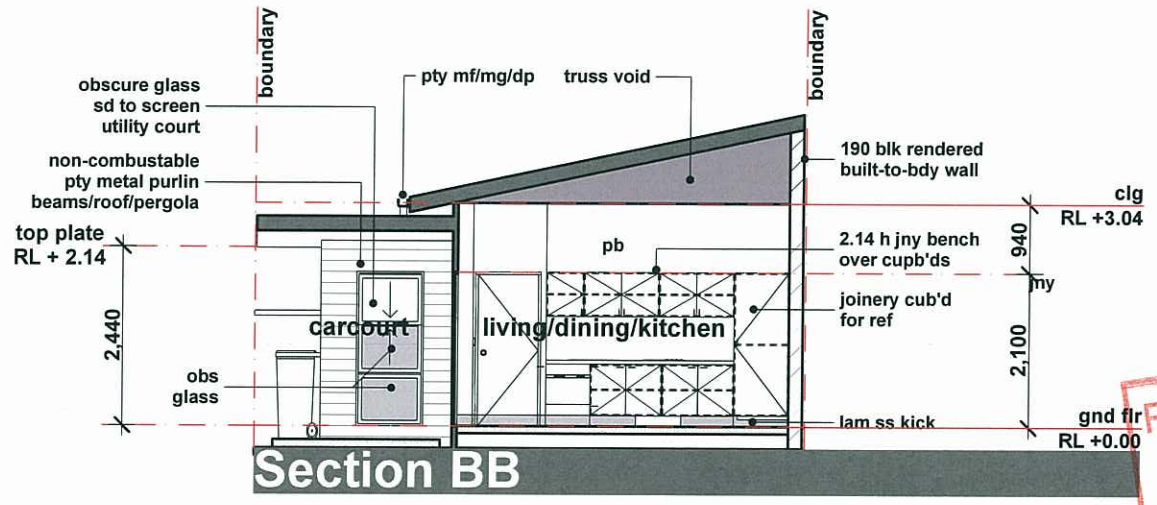

Section BB

PLANS AND DOCUMENTS
referred to in the ULDA
APPROVAL dated 20/6/12

TYPE H2

This plan may not be photocopied without the express written authority of the Urban Land Developement Authority (ULDA). The copyright of these drawings remains in the ownership and control of the ULDA unless express written permission has been granted otherwise.

Contours and other base site data shown on this drawing have been derived from a combination of sub-consultant drawings obtained in digital format.

This Drawing was prepared for the purpose and exclusive use of the ULDA to obtain builder's indicative prices for the construction of the dwelling represesented herewith and not for construction or any other use.

degenhartSHEDD Pty Ltd accepts no responsibility for loss or damage caused to any person who may rely on the information for any purpose for which it was not intended.

The Builder is responsible for the site verification of all dimensions. Figured dimensions take precedance over scaled values. DO NOT SCALE DRAWINGS.

AMMENDMENTS

A	03.11.11	Client Review/Approval	ad	AD

My Place

Client
Urban Land Development Authority

Project Name
Single Storey Urban Lot - 7.5m x 14m

Status: DD
Date: 3 Nov 2011
Scale: 1:100 @ A3
Drawn by: ad
Drawing Title:
Sections
Project No: ULD013 **7514** **A**
Drawing No.: **DD 04.01**

degenhart SHEDD