Legend

ac	air conditioner
adcm	aust'n domestic constr'n manual
ag	agricultural drain
aj	articulated joint
al	selected finish aluminium
as	Australian standards
aw	top hung awning window
b	basin
ba	building approval assessment
bb	brick band
bdy	boundary
bfd	bi-fold door
bh	bulkhead
blk	blockwork
bm	basin mixer
brk	brickwork
bs	bar sink
bs	basin spout
bt	bath tub
bv	brick veneer
cb	Colorbond finished metal
ch	ceiling height
chs	circular hollow section
cl	centreline
clg	ceiling
cp	control panel
cpd	cupboard
csd	cavity sliding door
ct	concrete tile roof
d	dryer
dc	drying court
dn	down
dp	down pipe
dw	dishwasher
dwr	drawer
ej	expansion joint
ens	ensuite
ent	entry
ep	Energex pillar
eq	equal
fb	face brick
fbl	face block
fc	fibre cement
fc/p	fibre cement painted
fcu	fan coil unit
fg	fixed glazing
flr	floor
fm	face masonry
frl	fire resistance level
fsl	floor surface level
fw	floor waste
gar	garage
gl	glass louvre window
gnd	ground
gnf	good neighbour style tmbr fence
gp	gully pit yard drain
gpd	glass panel door
hc	hose cock
hmpr	square arch hamper
hp	hotplates
ht	height
hw	hard wood
hws	hot water service
hwu	hot water unit
kd	kiln dried
ks	kitchen sink
lb	letterbox
ld	leaf diverter
ldng	landing
ldy	laundry
lin	linen
mb	meter box
mf	selected pty metal fascia
mg	selected pty metal gutter
mpr	multi-purpose room
mw	microwave
n	nominal
n	north
nom	nominal
nrg	pty greenboard cladding
ns	natural surface
nsl	natural surface level
o	open
obs	obscure glazing
oh	overhead and/or overhang
omp	outer most projection
pb	painted brick
pc	parapet capping
pdr	powder room
pf	painted finish
pfc	parallel flange channel
ph	pitching height
pld	auto panel lift door
pos	private open space
ps	plumbing stack
ptry	pantry
pty	proprietary
r	robe
ra	return air vent
rb	rubbish bin
rd	roller door
ref	refrigerator
rh	rangehood
rl	relative level
rm	rendered masonry
rsr	riser
rwo + s	rain water outlet
rwt	rain water tank
s	south
sa	smoke detector alarm
sc	self closing
sd	soap dish
se	sewer
sf	stone finish
sgd	sliding glass door
shr	shower
shs	square hollow section
sl	self locking
sm	shower mixer
smd	smoke detector
sp	survey plan
sr	shower rose
st	solar tube skylight/vent
stc	sound transmission class
sv	stone veneer
sw	sliding window or storm water
t	laundry tub
tc	texture coating
tmbr	timber
tp	treated pine
tr	towel rail / ring
trh	toilet roll holder
tv	timber veneer
typ	typical
ubo	under bench oven
uno	unless noted otherwise
upvc	unplasticised poly vinyl chloride
wb	weatherboard
wc	water closet/toilet
wir	walk in robe
wm	washing machine
wo	wall oven

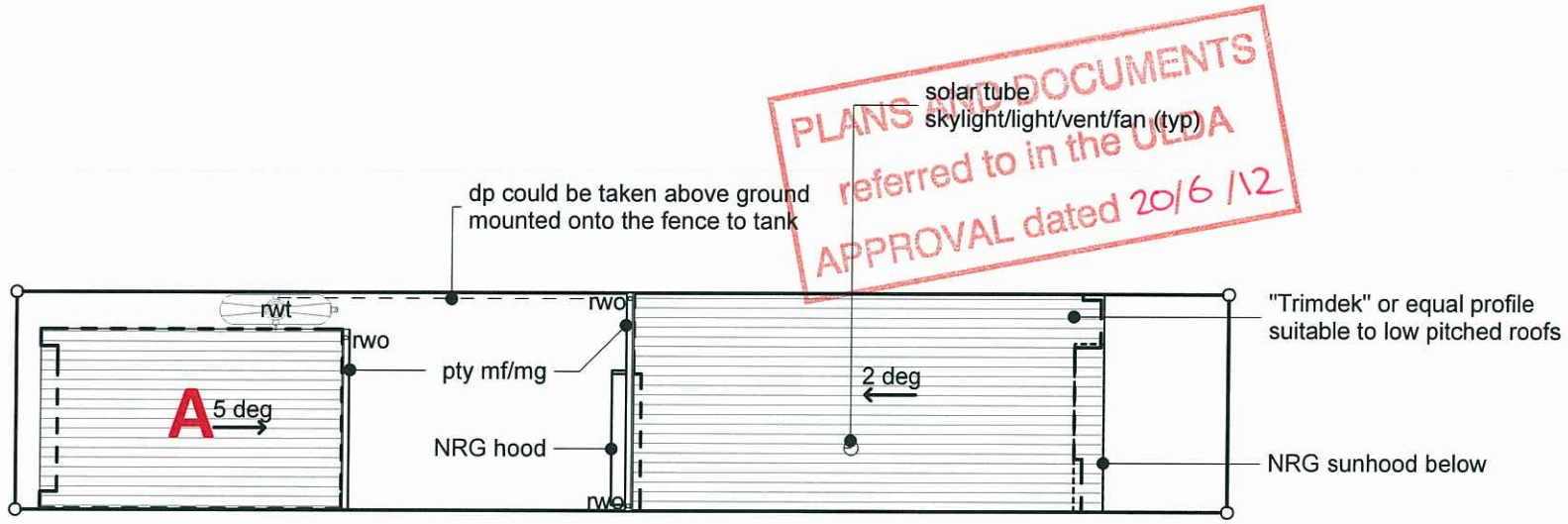

PLANS AND DOCUMENTS referred to in the ULDA APPROVAL dated 20/6/12

This plan may not be photocopied without the express written authority of the Urban Land Development Authority (ULDA)Development. The copyright of these drawings remains in the ownership and control of the ULDA unless express written permission has been granted otherwise.

Contours and other base site data shown on this drawing have been derived from a combination of sub-consultant drawings obtained in digital format.

This Drawing was prepared for the purpose and exclusive use of the ULDA to obtain builder's indicative prices for the construction of the dwelling represesented herewith and not for construction or any other use.

degenhartSHEDD Pty Ltd accepts no responsibility for loss or damage caused to any person who may rely on the information for any purpose for which it was not intended.

The Builder is responsible for the site verification of all dimensions. Figured dimensions take precedence over scaled values. DO NOT SCALE DRAWINGS.

AMMENDMENTS

C	22.11.11	Kitchen/Bed 2 Adjustments	ad	AD
D	23.11.11	Servery/rainwater tank added	ad	AD
E	25.11.11	Dwelling area increased	ad	AD
F	06.12.11	Laneway frontage amended	ad	AD
G	16.12.11	General Amendments	tb	AD
H	22.12.11	General Amendments	tb	AD

urban land development authority

My Place

Client
Urban Land Development Authority

Project Name
4.5m Terrace

Status: DD
Date: 22.12.11
Scale: 1:150 @ A3
Drawn by: tb + ap

Drawing Title:
Roof Plan & Legend

Project No:
ULD016

Drawing No.:
DD 02.02 H

degenhart SHEDD

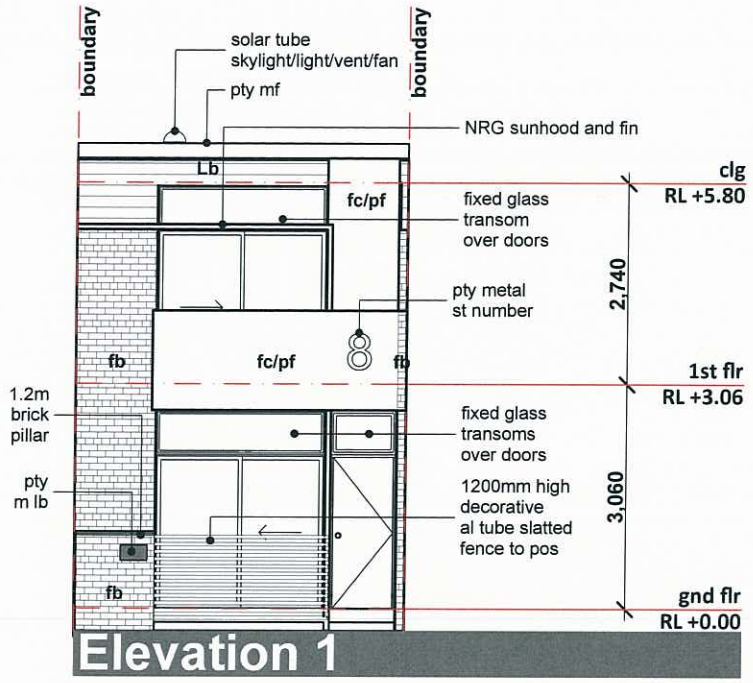

Elevation 1

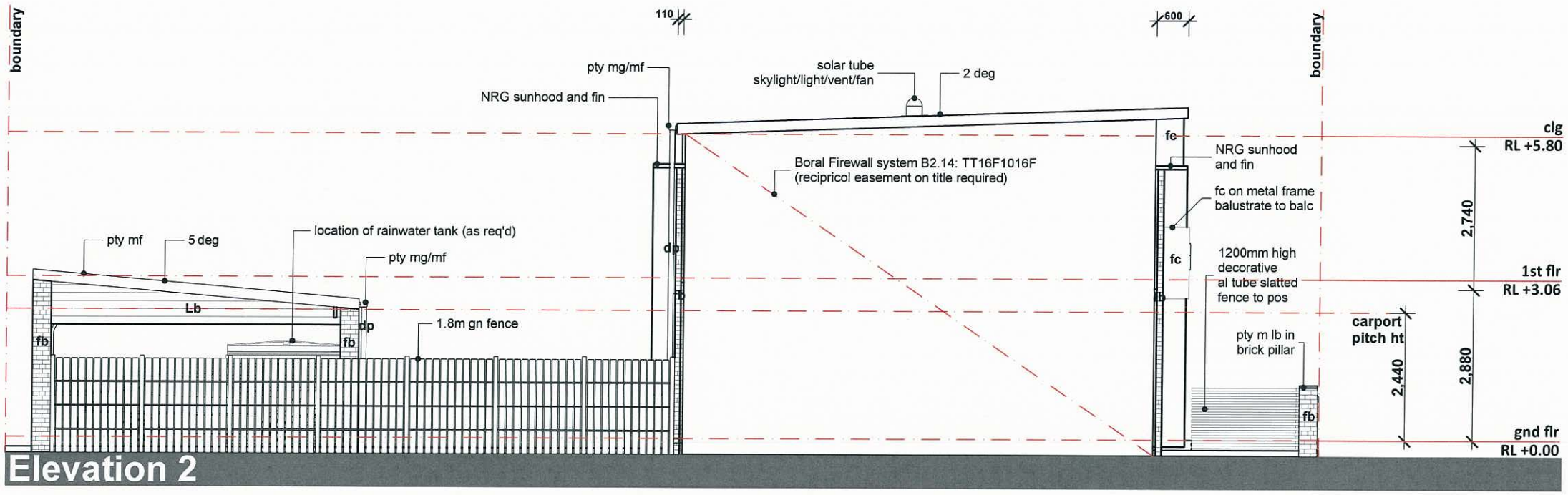

Elevation 2

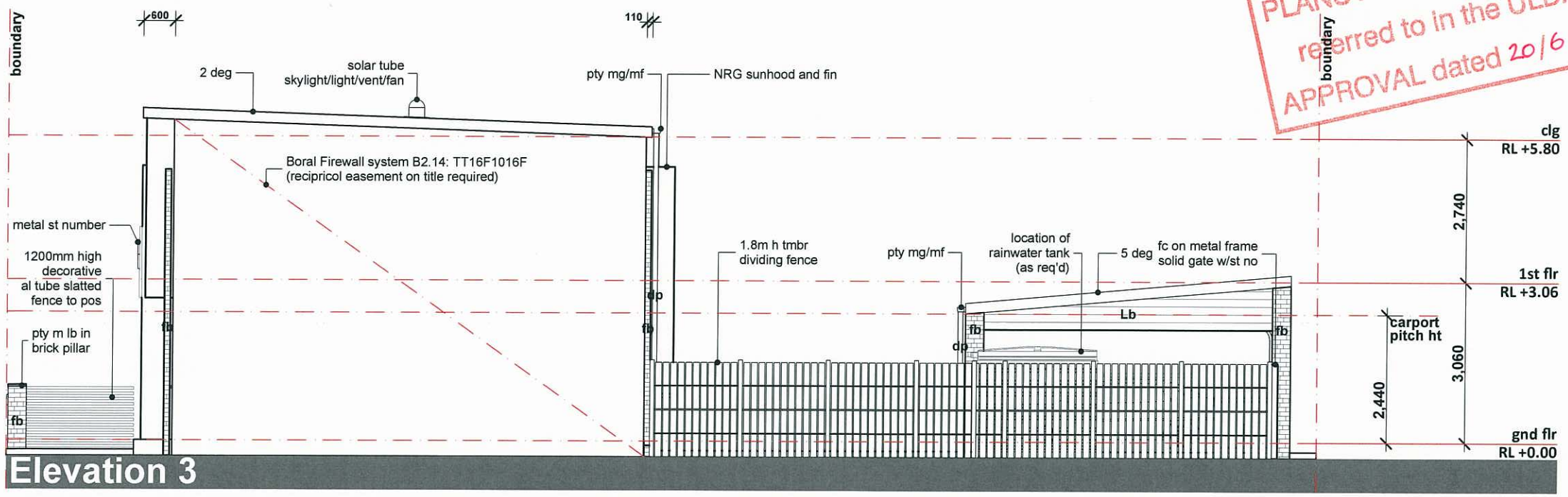

Elevation 3

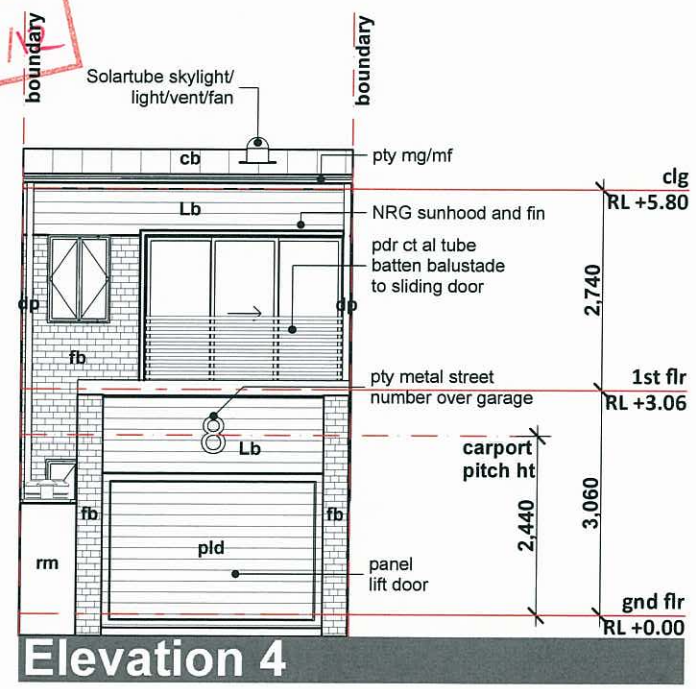

Elevation 4

PLANS AND DOCUMENTS
referred to in the ULDA
APPROVAL dated 20/6/12

This plan may not be photocopied without the express written authority of the Urban Land Development Authority (ULDA)Development. The copyright of these drawings remains in the ownership and control of the ULDA unless express written permission has been granted otherwise.

Contours and other base site data shown on this drawing have been derived from a combination of sub-consultant drawings obtained in digital format.

This Drawing was prepared for the purpose and exclusive use of the ULDA to obtain builder's indicative prices for the construction of the dwelling represented herewith and not for construction or any other use.

degenhartSHEDD Pty Ltd accepts no responsibility for loss or damage caused to any person who may rely on the information for any purpose for which it was not intended.

The Builder is responsible for the site verification of all dimensions. Figured dimensions take precedence over scaled values. DO NOT SCALE DRAWINGS.

AMMENDMENTS

C	22.11.11	Kitchen/Bed 2 Adjustments	ad	AD
D	23.11.11	Servery/rainwater tank added	ad	AD
E	25.11.11	Dwelling area increased	ad	AD
F	06.12.11	Laneway frontage amended	ad	AD
G	16.12.11	General Amendments	tb	AD
H	22.12.11	General Amendments	tb	AD

urban land development authority

My Place

Client
Urban Land Development Authority

Project Name
4.5m Terrace

Status: DD
Date: 22.12.11
Scale: 1:100 @ A3
Drawn by: tb + ap

Drawing Title:
Elevations

Project No:
ULD016

Drawing No.:
DD 03.01 H

degenhart SHEDD

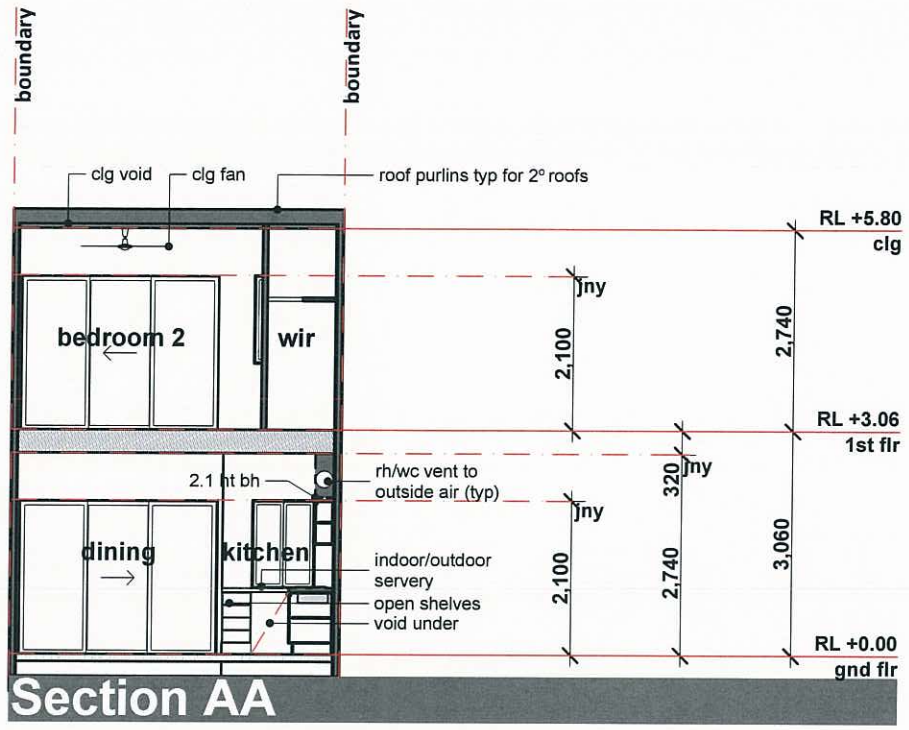

Section AA

PLANS AND DOCUMENTS
referred to in the ULDA
APPROVAL dated 20/6 /12

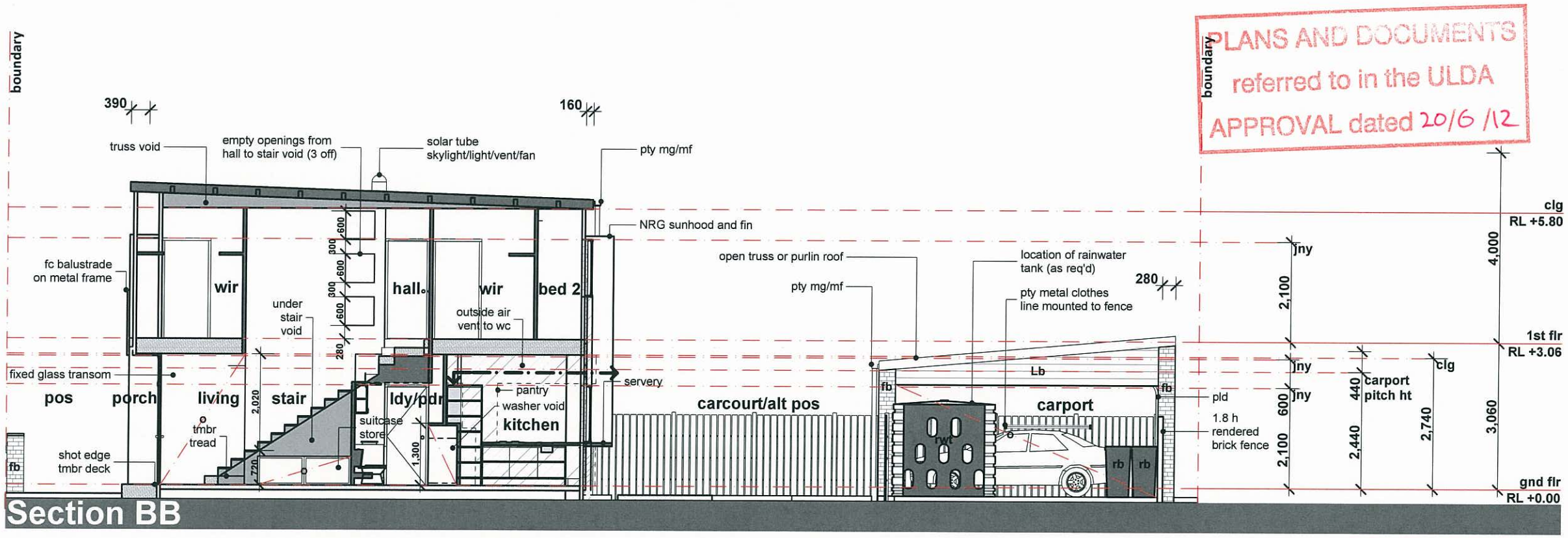

Section BB

This plan may not be photocopied without the express written authority of the Urban Land Development Authority (ULDA)Development. The copyright of these drawings remains in the ownership and control of the ULDA unless express written permission has been granted otherwise.

Contours and other base site data shown on this drawing have been derived from a combination of sub-consultant drawings obtained in digital format.

This Drawing was prepared for the purpose and exclusive use of the ULDA to obtain builder's indicative prices for the construction of the dwelling represssented herewith and not for construction or any other use.

degenhartSHEDD Pty Ltd accepts no responsibility for loss or damage caused to any person who may rely on the information for any purpose for which it was not intended.

The Builder is responsible for the site verification of all dimensions. Figured dimensions take precedence over scaled values. DO NOT SCALE DRAWINGS.

AMMENDMENTS

C	22.11.11	Kitchen/Bed 2 Adjustments	ad	AD
D	23.11.11	Servery/rainwater tank added	ad	AD
E	25.11.11	Dwelling area increased	ad	AD
F	06.12.11	Laneway frontage amended	ad	AD
G	16.12.11	General Amendments	tb	AD
H	22.12.11	General Amendments	tb	AD

urban land development authority

My Place

Client
Urban Land Development Authority

Project Name
4.5m Terrace

Status: DD
Date: 22.12.11
Scale: 1:100 @ A3
Drawn by: tb + ap

Drawing Title:
Sections

Project No:
ULD016

Drawing No.:
DD 04.01 H

degenhart SHEDD

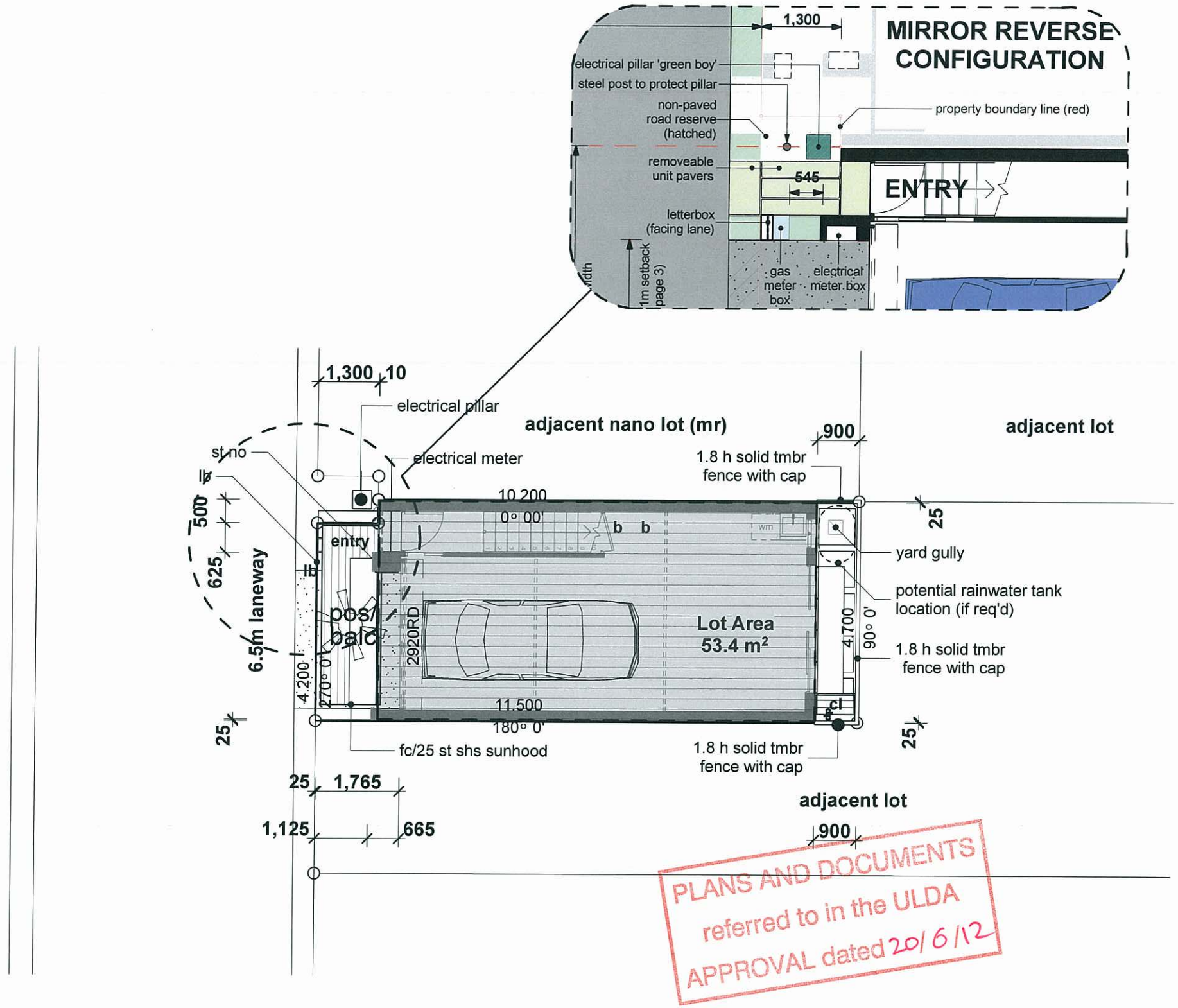

PLANS AND DOCUMENTS referred to in the ULDA APPROVAL dated 20/6/12

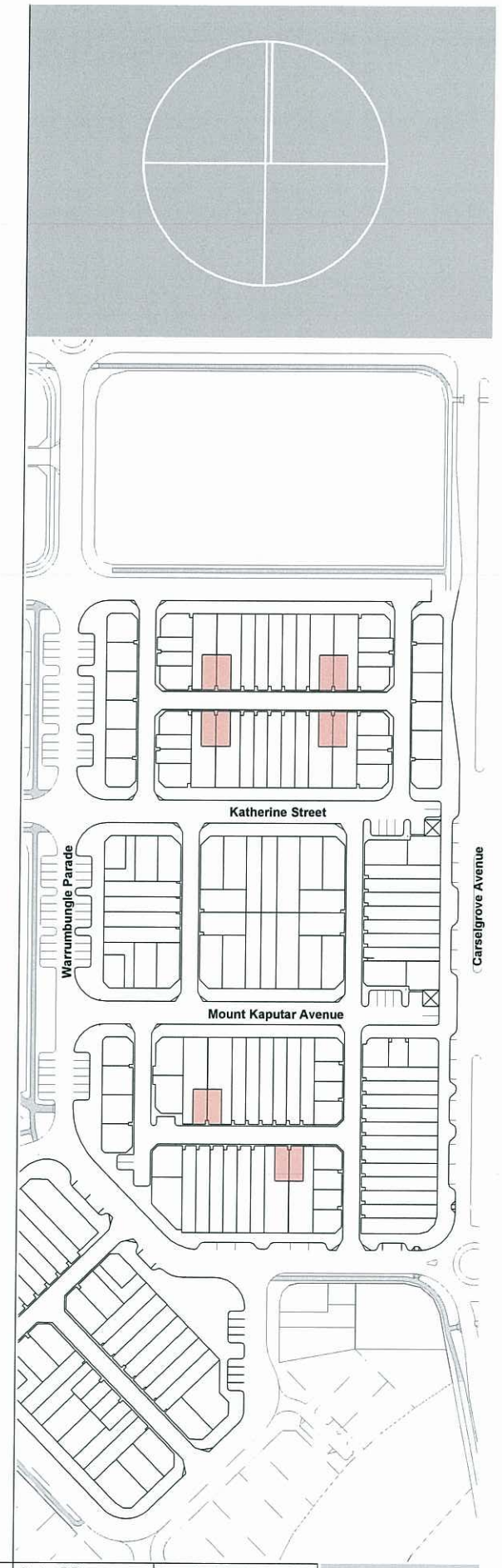

This plan may not be photocopied without the express written authority of the Urban Land Development Authority (ULDA)precedence The copyright of these drawings remains in the ownership and control of the ULDA unless express written permission has been granted otherwise.

Contours and other base site data shown on this drawing have been derived from a combination of sub-consultant drawings obtained in digital format.

This Drawing was prepared for the purpose and exclusive use of the ULDA to obtain builder's indicative prices for the construction of the dwelling represented herewith and not for construction or any other use.

degenhartSHEDD Pty Ltd accepts no responsibility for loss or damage caused to any person who may rely on the information for any purpose for which it was not intended.

The Builder is responsible for the site verification of all dimensions. Figured dimensions take precedence over scaled values. DO NOT SCALE DRAWINGS.

AMMENDMENTS

A	27.01.12	Issued for Builders Pricing	ap	AD
B	02.02.12	Stair and Bath Amendments	tb	AD
C	25.02.12	New design/service pillar	tb	AD
D	18.03.12	Garage/openings/kitchen	ad	AD

urban land development authority

Nano Loft 1 01

BUILDING AREAS

int'l	grd flr	5.1 m²	
	1st flr	43.2 m²	
	pos	5.0 m²	
	total	48.3 m²	
ext'l	carport	36.3 m²	
	porch	1.3 m²	
	balcony	5.0 m²	
	total	41.8 m²	

TOTALS

int'l + ext'l	90.1 m²

COMPLIANCE AREA CALCULATIONS

gross floor area (gfa)	48.3 m²
private open space (pos)	5.0 m²
cover area (roof area)	48.2 m²
site cover based on a lot size of 53.4 m²	90% m²

Client: Urban Land Development Authority

Project Name: **Nano Loft 1 01**

Status: DD | Date: 18.03.12

Scale: 1:100 @ A3 | Drawn by: ad

Drawing Title: **Site & Location Plan**

Project No: **ULD027** | Drawing No.: **DD 01.01 D**

degenhart SHEDD

Legend

ac	air conditioner
Adcm	Aust'n domestic constr'n manual
ag	agricultural drain
agg	aggregate
aj	articulated joint
al	selected finish aluminium
AS	Australian Standards
aw	top hung awning window
b	rubbish bin
ba	building approval assessment
bb	brick band
bdy	boundary
bfd	bi-fold door
bh	bulkhead
blk	blockwork
bm	basin mixer
brk	brickwork
bs	basin spout
bt	bath tub
bv	brick veneer
Cb	Colorbond finished metal
ch	ceiling height
chs	circular hollow section
cl	centreline or clothes line
clg	ceiling
cp	control panel
cpd	cupboard
csd	cavity sliding door
ct	coated
ctr	concrete tile roof
d	dryer
dc	drying court
dec	decorative
deg	degrees
dn	down
dp	down pipe
dw	dishwasher
dwr	drawer
ej	expansion joint
ens	ensuite
ent	entry
ep	electrical pillar
eq	equal
exp	exposed
fb	face brick
fblk	face block
fc	fibre cement
fc/p	fibre cement painted
fcu	fan coil unit
fg	fixed glazing
flr	floor
fm	face masonry
frl	fire resistance level
fsl	floor surface level
fw	floor waste
galv	galvanised
gar	garage
gl	glass louvre window
gnd	ground
gnf	good neighbour style tmbr fence
gp	gully pit yard drain
gpd	glass panel door
hc	hose cock
hmpr	square arch hamper
hp	hotplates
h	high
ht	height
hw	hard wood
hws	hot water service
hwu	hot water unit
jny	joinery
kd	kiln dried
ks	kitchen sink
lam	laminated
lb	letterbox
Lb	Linea board
ld	leaf diverter
ldg	stair landing
ldy	laundry
lin	linen
m	masonry
mb	meter box
mf	selected pty metal fascia
mg	selected pty metal gutter
mpr	multi-purpose room
mw	microwave
n	nominal
N	North
NRG	pty greenboard cladding
ns	natural surface
nsl	natural surface level
o	open
obs	obscure glazing
oh	overhead and/or overhang
ohc	overhead cupboard
omp	outer most projection
pb	painted brick
pc	parapet capping
pdr	powder
pf	painted finish
pfc	parallel flange channel
ph	pitching height
pld	auto panel lift door
pos	private open space
ps	plumbing stack
ptry	pantry
pty	proprietary
r	robe
ra	return air vent
rb	rendered brick
rd	roller door
ref	refrigerator
rh	rangehood
rl	relative level
rsr	riser
rwo	rain water outlet
rwt	rain water tank
S	South
sa	smoke alarm
sc	self-closing
sd	sliding door
se	sewer
sf	stone finish
sgd	sliding glass door
shr	shower
shs	square hollow section
sl	self-locking
sm	shower mixer
SMD	smoke detector
sp	survey plan
spd	soap dish
sr	shower rose
sst	stainless steel
st	steel, street or store
St	Solartube skylight/light/vent/fan
stc	sound transmission class
sv	stone veneer
sw	sliding window or storm water
t	laundry tub
tbr	timber
tc	texture coating
tp	treated pine
trg	towel ring
trh	toilet roll holder
trl	towel rail
tv	timber veneer
typ	typical
ubo	under bench oven
uno	unless noted otherwise
upvc	unplasticised poly vinyl chloride
vb	vanity basin
wb	weatherboard
wc	water closet (toilet)
wir	walk in robe
wm	washing machine
wo	wall oven



PLANS AND DOCUMENTS referred to in the ULDA APPROVAL dated 20/6/12

This plan may not be photocopied without the express written authority of the Urban Land Development Authority (ULDA)Development. The copyright of these drawings remains in the ownership and control of the ULDA unless express written permission has been granted otherwise.

Contours and other base site data shown on this drawing have been derived from a combination of sub-consultant drawings obtained in digital format.

This Drawing was prepared for the purpose and exclusive use of the ULDA to obtain builder's indicative prices for the construction of the dwelling represesented herewith and not for construction or any other use.

degenhartSHEDD Pty Ltd accepts no responsibility for loss or damage caused to any person who may rely on the information for any purpose for which it was not intended.

The Builder is responsible for the site verification of all dimensions. Figured dimensions take precedence over scaled values. DO NOT SCALE DRAWINGS.

AMMENDMENTS

A	27.01.12	Issued for Builders Pricing	ap	AD
B	02.02.12	Stair and Bath Amendments	tb	AD
C	25.02.12	New design/service pillar	tb	AD
D	18.03.12	Garage/openings/kitchen	ad	AD

urban land development authority

Client: Urban Land Development Authority

Project Name: **Nano Loft 1 01**

Status: DD | Date: 18.03.12

Scale: 1:100 @A3 | Drawn by: ad

Drawing Title: **Roof Plan & Legend**

Project No: **ULD027** | Drawing No.: **DD 02.02 D**

degenhart SHEDD

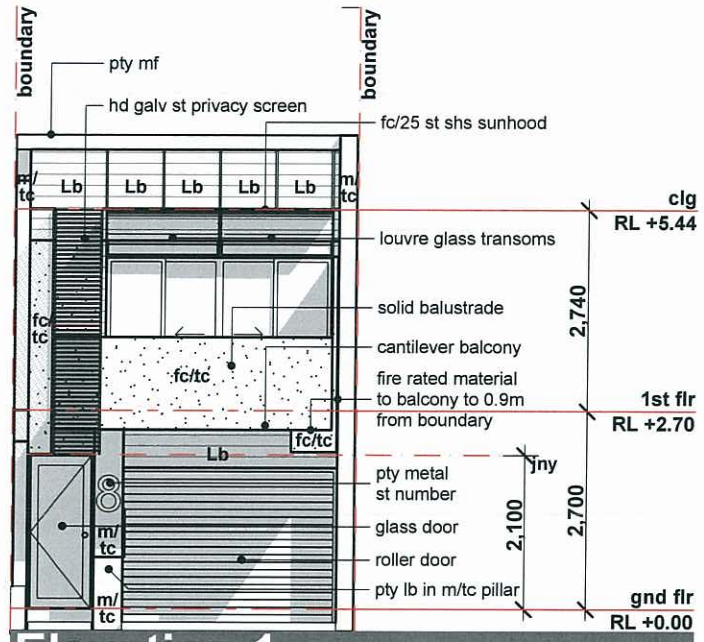

Elevation 1

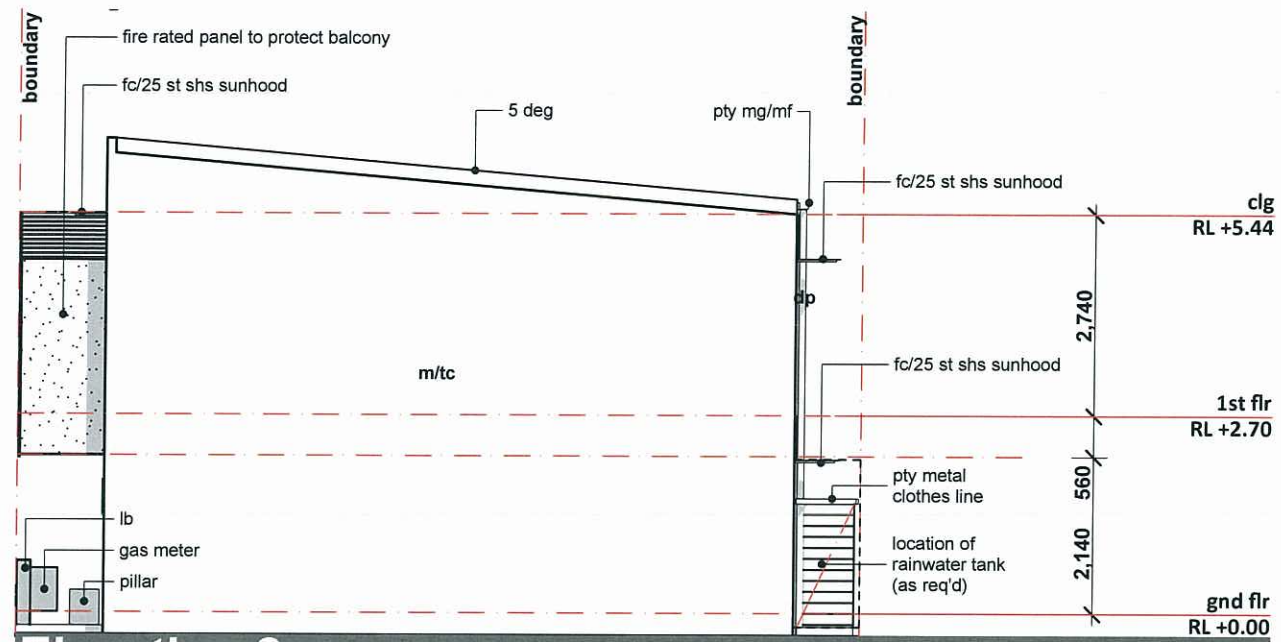

Elevation 2

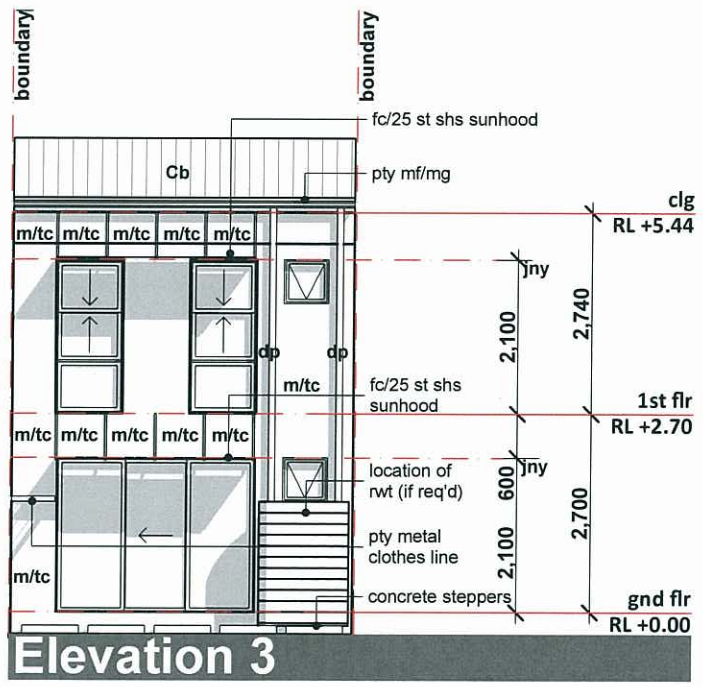

Elevation 3

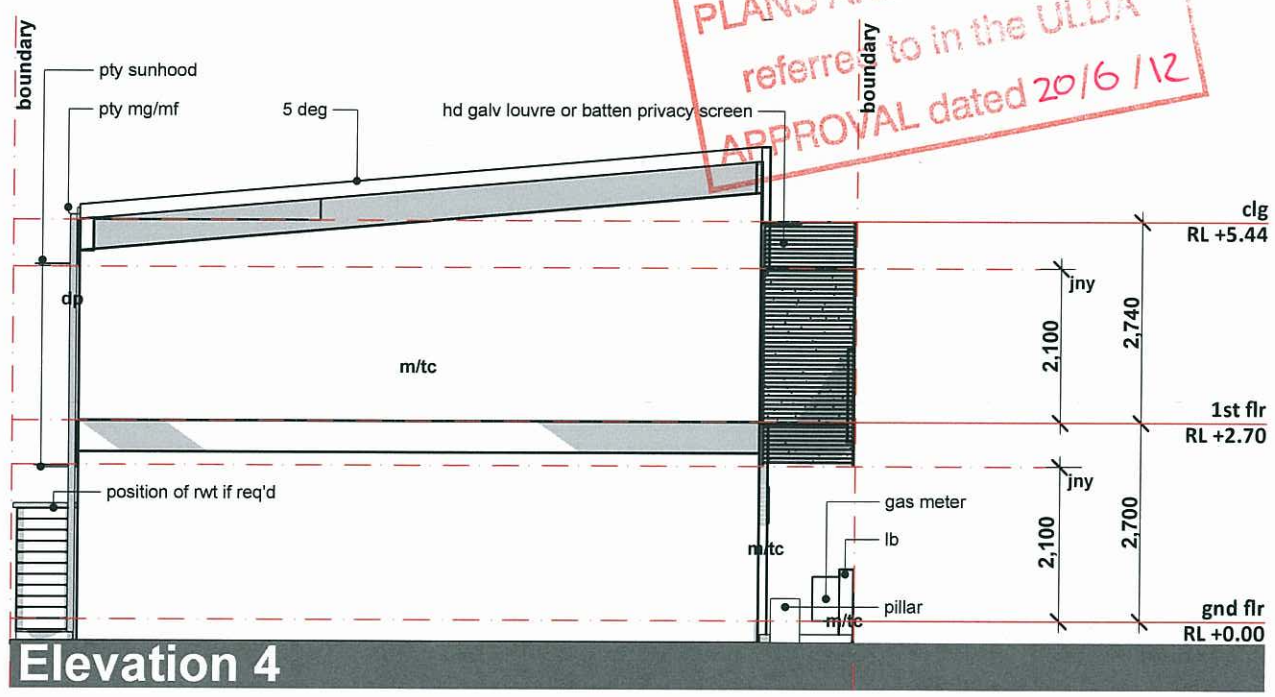

Elevation 4

PLANS AND DOCUMENTS referred to in the ULDA APPROVAL dated 20/6/12

This plan may not be photocopied without the express written authority of the Urban Land Development Authority (ULDA)Development The copyright of these drawings remains in the ownership and control of the ULDA unless express written permission has been granted otherwise.

Contours and other base site data shown on this drawing have been derived from a combination of sub-consultant drawings obtained in digital format.

This Drawing was prepared for the purpose and exclusive use of the ULDA to obtain builder's indicative prices for the construction of the dwelling represented herewith and not for construction or any other use.

degenhartSHEDD Pty Ltd accepts no responsibility for loss or damage caused to any person who may rely on the information for any purpose for which it was not intended.

The Builder is responsible for the site verification of all dimensions. Figured dimensions take precedence over scaled values. DO NOT SCALE DRAWINGS.

AMMENDMENTS

A	27.01.12	Issued for Builders Pricing	ap	AD
B	02.02.12	Stair and Bath Amendments	tb	AD
C	25.02.12	New design/service pillar	tb	AD
D	18.03.12	Garage/openings/kitchen	ad	AD

urban land development authority

Client
Urban Land Development Authority

Project Name
Nano Loft 1 01

Status: DD
Date: 18.03.12
Scale: 1:100 @A3
Drawn by: ad
Drawing Title:
Elevations
Project No:
ULD027
Drawing No.:
DD 03.01 D

degenhart SHEDD

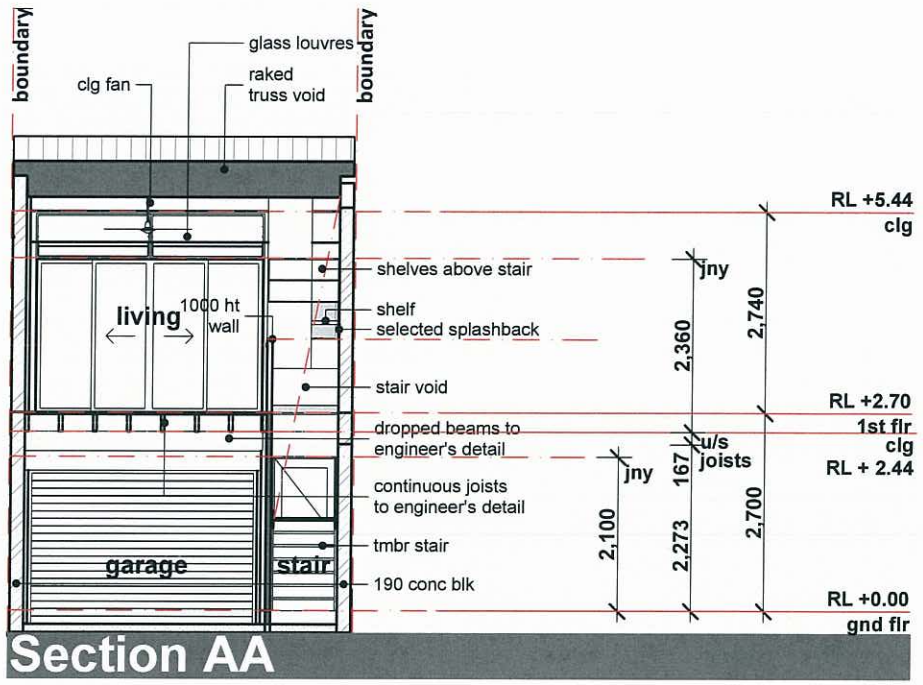

Section AA

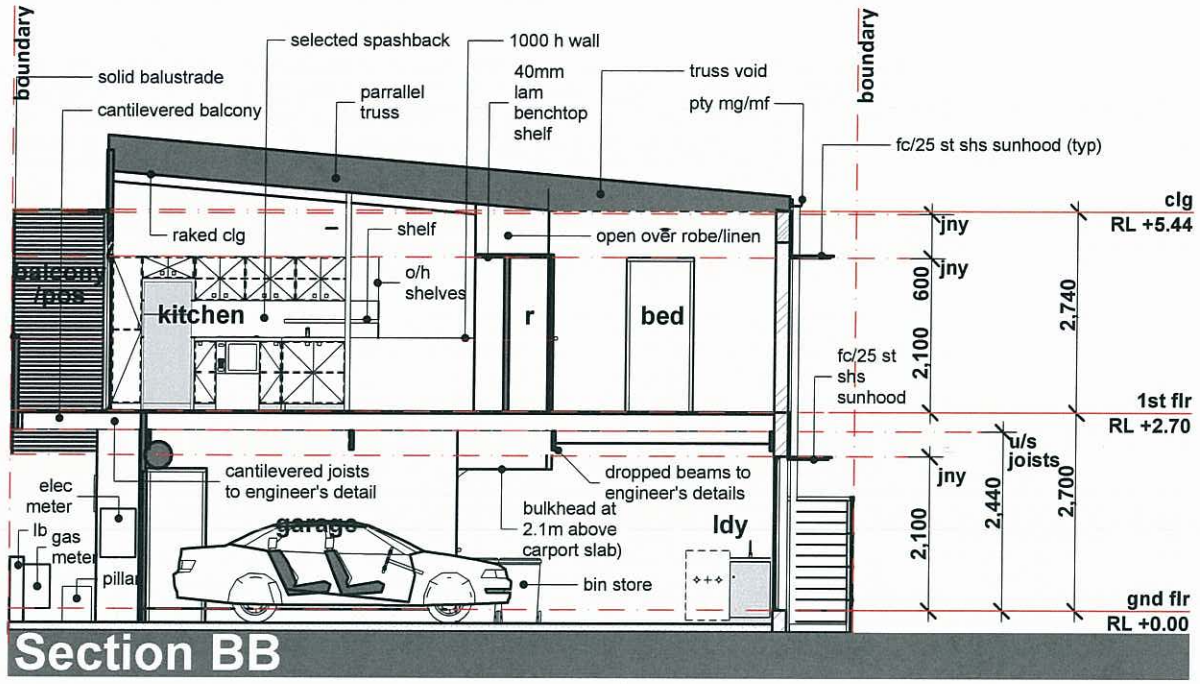

Section BB

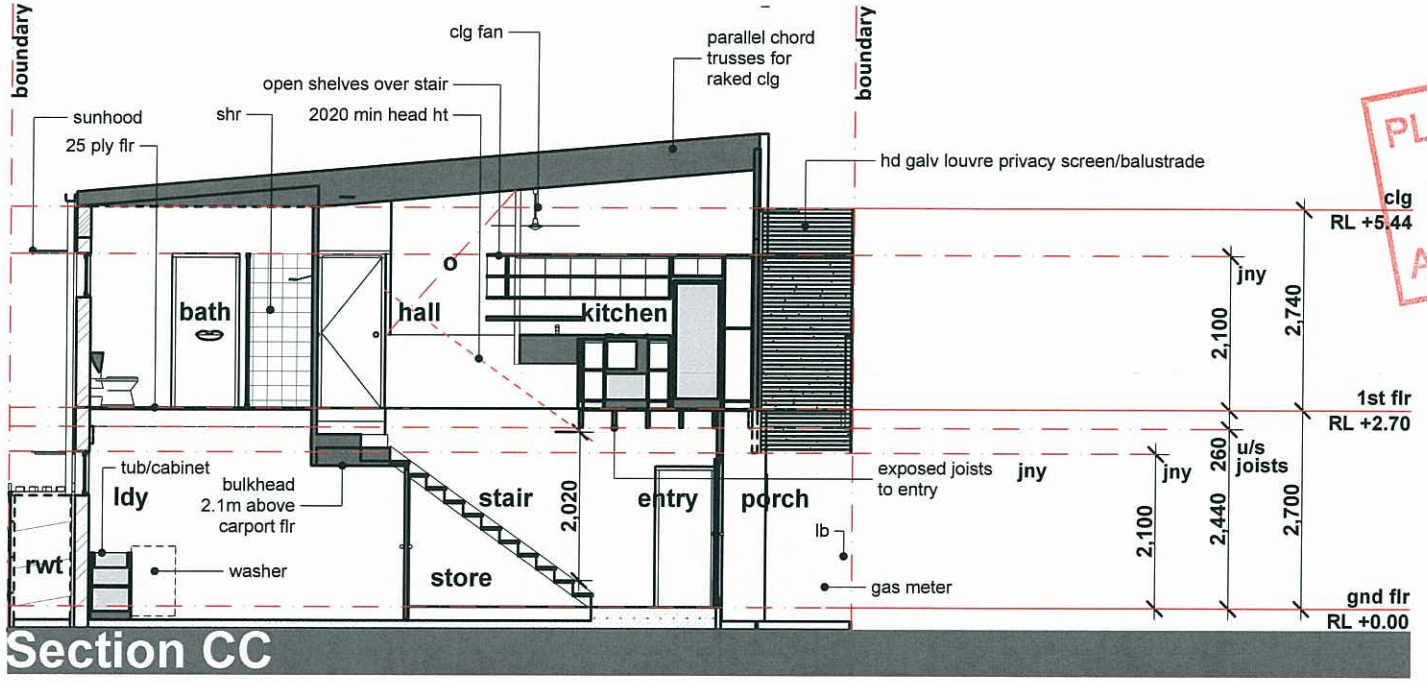

Section CC

PLANS AND DOCUMENTS
referred to in the ULDA
APPROVAL dated 20/6/12

This plan may not be photocopied without the express written authority of the Urban Land Development Authority (ULDA)Development. The copyright of these drawings remains in the ownership and control of the ULDA unless express written permission has been granted otherwise.

Contours and other base site data shown on this drawing have been derived from a combination of sub-consultant drawings obtained in digital format.

This Drawing was prepared for the purpose and exclusive use of the ULDA to obtain builder's indicative prices for the construction of the dwelling represented herewith and not for construction or any other use.

degenhartSHEDD Pty Ltd accepts no responsibility for loss or damage caused to any person who may rely on the information for any purpose for which it was not intended.

The Builder is responsible for the site verification of all dimensions. Figured dimensions take precedence over scaled values. DO NOT SCALE DRAWINGS.

AMMENDMENTS

A	27.01.12	Issued for Builders Pricing	ap	AD
B	02.02.12	Stair and Bath Amendments	tb	AD
C	25.02.12	New design/service pillar	tb	AD
D	18.03.12	Garage/openings/kitchen	ad	AD

urban land development authority

Client
Urban Land Development Authority

Project Name
Nano Loft 1 01

Status: DD
Date: 18.03.12
Scale: 1:100 @A3
Drawn by: ad
Drawing Title:
Sections
Project No:
ULD027
Drawing No.:
DD 04.01 D

degenhart SHEDD

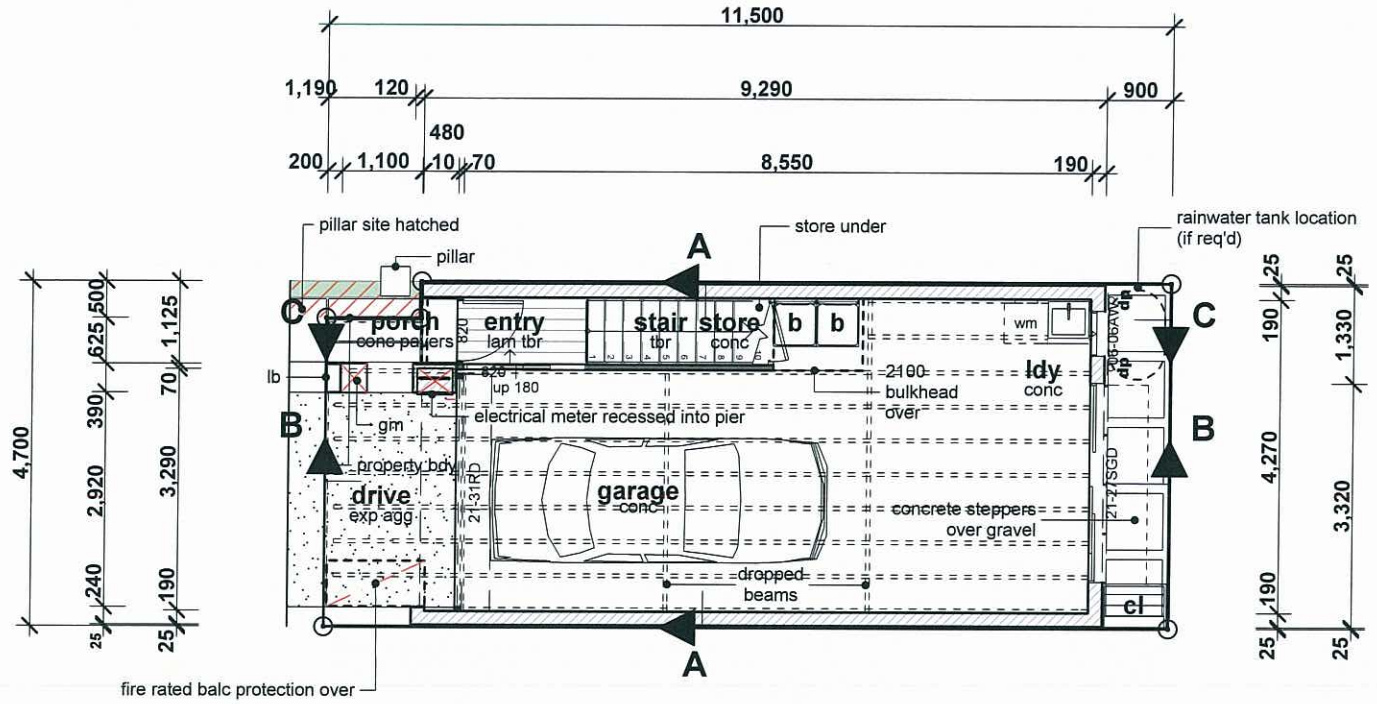



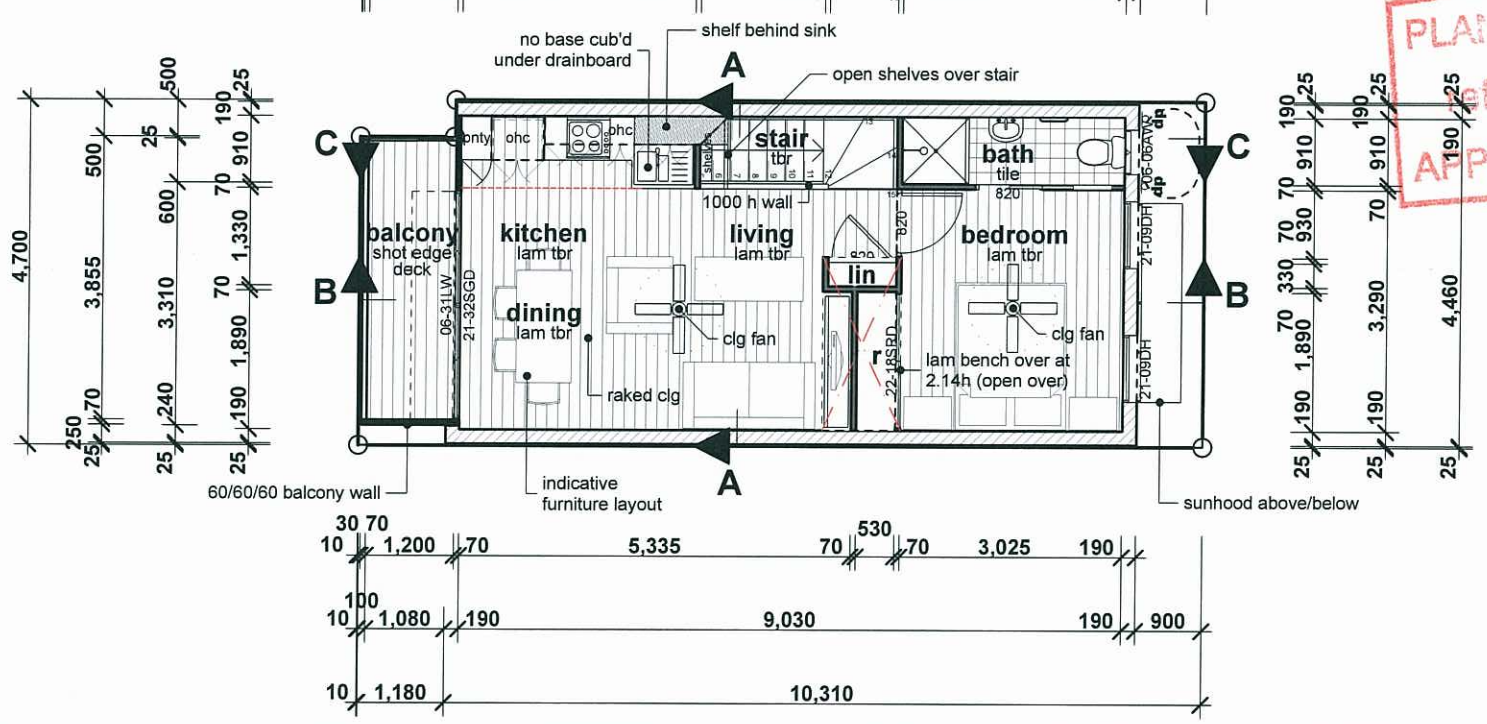

PLAN... referred to in the ULDA APPROVAL dated 20/6/12

This plan may not be photocopied without the express written authority of the Urban Land Development Authority (ULDA)Development The copyright of these drawings remains in the ownership and control of the ULDA unless express written permission has been granted otherwise.

Contours and other base site data shown on this drawing have been derived from a combination of sub-consultant drawings obtained in digital format.

This Drawing was prepared for the purpose and exclusive use of the ULDA to obtain builder's indicative prices for the construction of the dwelling represented herewith and not for construction or any other use.

degenhartSHEDD Pty Ltd accepts no responsibility for loss or damage caused to any person who may rely on the information for any purpose for which it was not intended.

The Builder is responsible for the site verification of all dimensions. Figured dimensions take precedence over scaled values. DO NOT SCALE DRAWINGS.

AMMENDMENTS

A	27.01.12	Issued for Builders Pricing	ap	AD
B	02.02.12	Stair and Bath Amendments	tb	AD
C	25.02.12	New design/service pillar	tb	AD
D	18.03.12	Garage/openings/kitchen	ad	AD

urban land development authority

Client
Urban Land Development Authority

Project Name
Nano Loft 1 01

Status: DD
Date: 18.03.12
Scale: 1:100 @ A3
Drawn by: ad

Drawing Title:
Floor Plans

Project No:
ULD027

Drawing No.:
DD 02.01 D

degenhart SHEDD

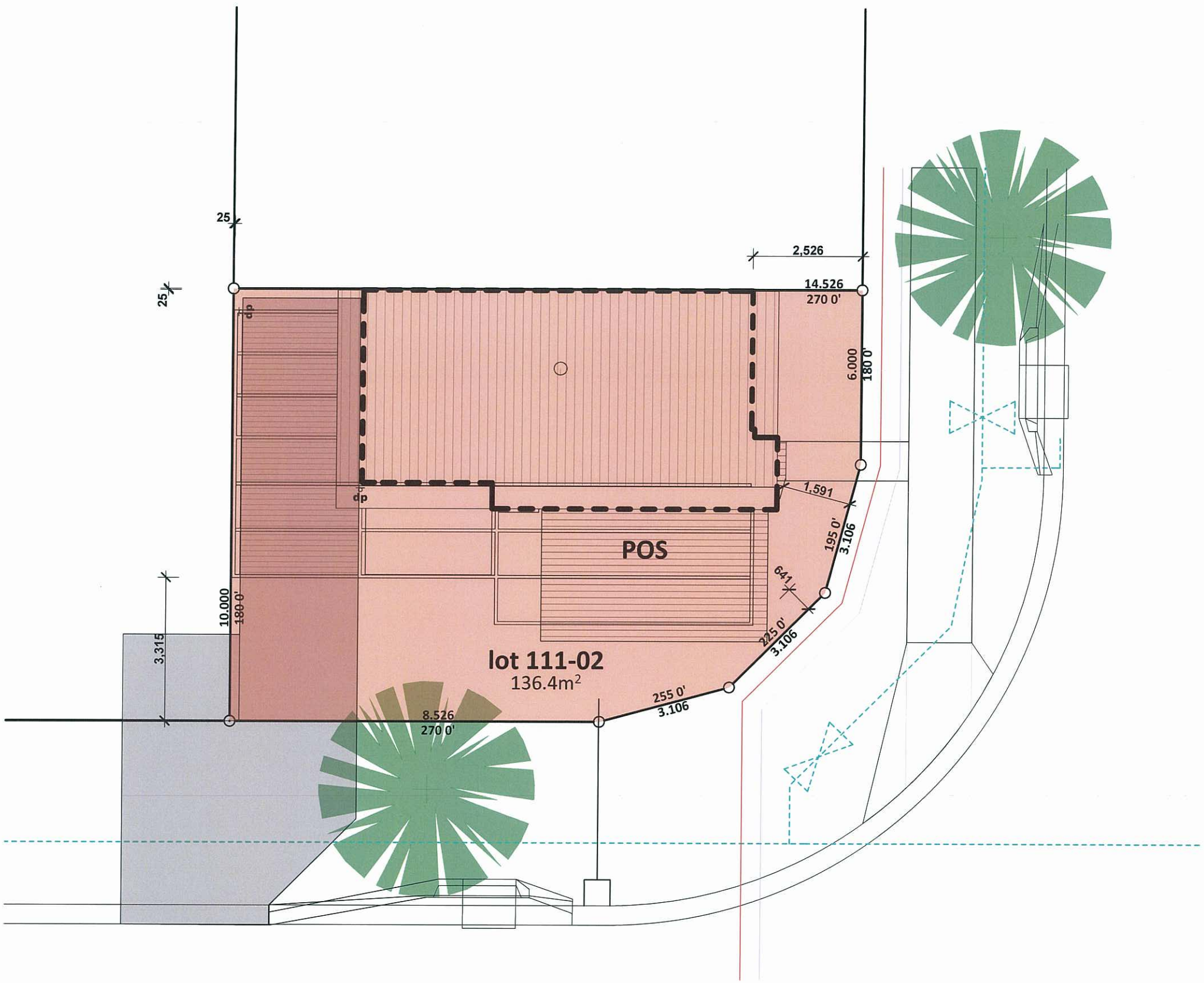

PLANS AND DOCUMENTS referred to in the ULDA APPROVAL dated 20/6 /12

AMENDED IN RED
19 JUN 2012
By: K McGill (name)
of the ULDA

Not part of this approval

TYPE B

This plan may not be photocopied without the express written authority of the Urban Land Developement Authority (ULDA). The copyright of these drawings remains in the ownership and control of the ULDA unless express written permission has been granted otherwise.

Contours and other base site data shown on this drawing have been derived from a combination of sub-consultant drawings obtained in digital format.

This Drawing was prepared for the purpose and exclusive use of the ULDA to obtain builder's indicative prices for the construction of the dwelling represented herewith and not for construction or any other use.

degenhartSHEDD Pty Ltd accepts no responsibility for loss or damage caused to any person who may rely on the information for any purpose for which it was not intended.

The Builder is responsible for the site verification of all dimensions. Figured dimensions take precedance over scaled values. DO NOT SCALE DRAWINGS.

AMMENDMENTS

A	12.09.11	Client Review/Approval	ap	AD
B	13.09.11	Preliminary DA Information	ap	AD
C	16.09.11	Issued for Builder's Pricing	ad	AD

urban land development authority

Ground Floor		First Floor	
internal area	40.3 m²	internal area	39.4 m²
carport	19.9 m²	balcony	
pos 16.4 m²		sub-total	44.6 m²
sub-total	60.1 m²		
GFA	79.7 m²		
cover area	56.7 m²		

N

Homegrown Design Collection

Client: Urban Land Development Authority

Project Name: Lot 2 - Sprout Garden Terrace (B)

Status: DD | Date: 16.09.11

Scale: 1:100 @ A3 | Drawn by: ad

Drawing Title: Site & Location Plan

Project No: ULD009 111-02 C | Drawing No.: DD 01.01

degenhart SHEDD

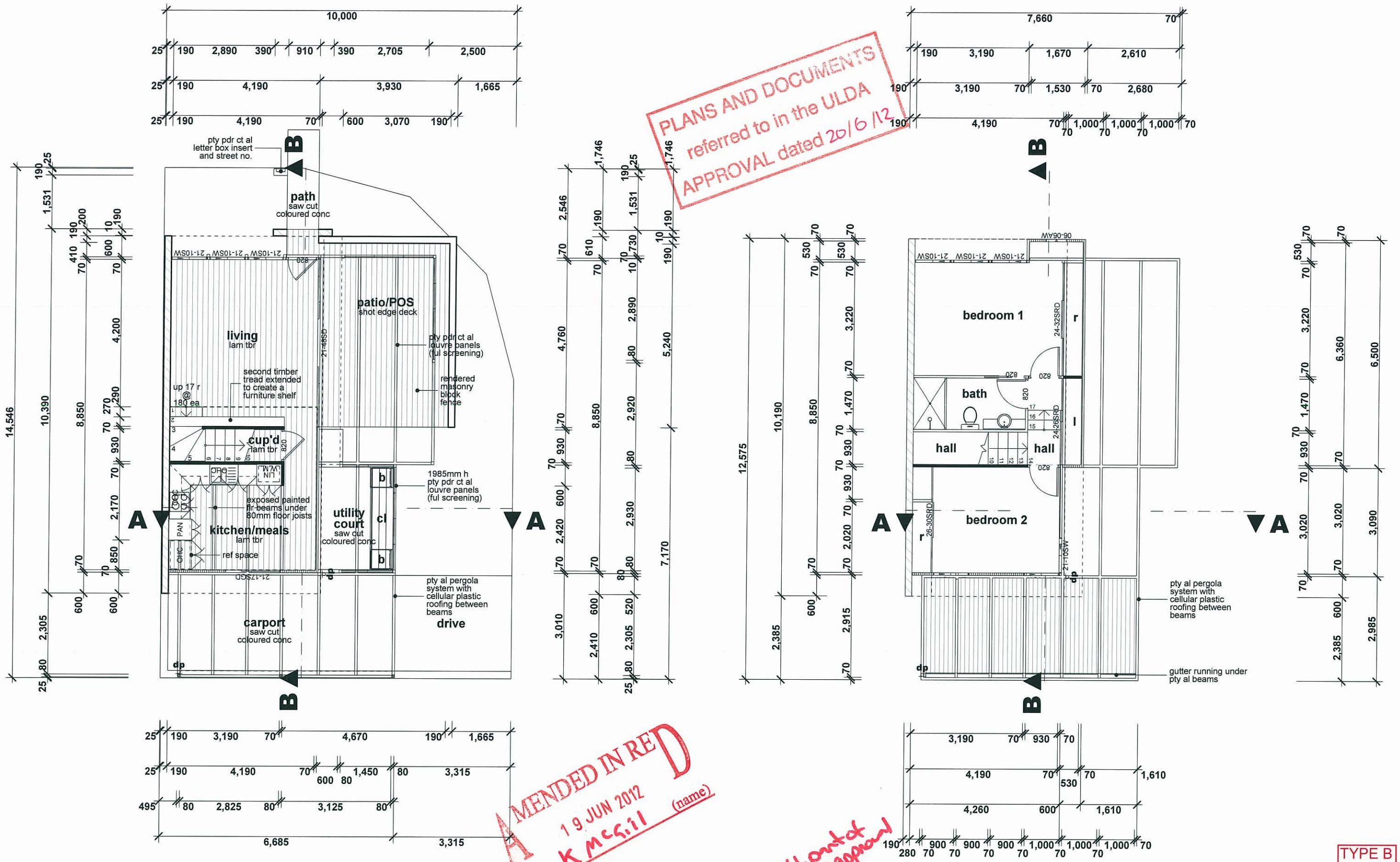

This plan may not be photocopied without the express written authority of the Urban Land Developement Authority (ULDA). The copyright of these drawings remains in the ownership and control of the ULDA unless express written permission has been granted otherwise.

Contours and other base site data shown on this drawing have been derived from a combination of sub-consultant drawings obtained in digital format.

This Drawing was prepared for the purpose and exclusive use of the ULDA to obtain builder's indicative prices for the construction of the dwelling represesented herewith and not for construction or any other use.

degenhartSHEDD Pty Ltd accepts no responsibility for loss or damage caused to any person who may rely on the information for any purpose for which it was not intended.

The Builder is responsible for the site verification of all dimensions. Figured dimensions take precedance over scaled values. DO NOT SCALE DRAWINGS.

AMMENDMENTS

A	12.09.11	Client Review/Approval	ap	AD
B	13.09.11	Preliminary DA Information	ap	AD
C	16.09.11	Issued for Builder's Pricing	ad	AD

urban land development authority

Ground Floor

internal area	40.3 m²
carport	19.9 m²
pos	16.4 m²
sub-total	60.1 m²

First Floor

internal area	39.4 m²
balcony	
sub-total	44.6 m²

GFA	79.7 m²
cover area	56.7 m²

N

Homegrown Design Collection

Client
Urban Land Development Authority

Project Name
Lot 2 - Sprout Garden Terrace (B)

Status: DD
Date: 16.09.11
Scale: 1:100 @ A3
Drawn by: ad

Drawing Title:
Floor Plans

Project No: ULD009
111-02 C

Drawing No.:
DD 02.01

degenhart SHEDD

Legend

ac	air conditioner
adcm	aust'n domestic constr'n manual
ag	agricultural drain
aj	articulated joint
al	selected finish aluminium
as	australian standards
aw	top hung awning window
b	basin
ba	building approval assessment
bb	brick band
bdy	boundary
bfd	bi-fold door
bh	bulkhead
blk	blockwork
bm	basin mixer
brk	brickwork
bs	bar sink
bs	basin spout
bt	bath tub
bv	brick veneer
cb	Colorbond finished metal
ch	ceiling height
chs	circular hollow section
cl	centreline
clg	ceiling
cp	control panel
cpd	cupboard
csd	cavity sliding door
ct	concrete tile roof
d	dryer
dc	drying court
dn	down
dp	down pipe
dw	dishwasher
dwr	drawer
ej	expansion joint
ens	ensuite
ent	entry
ep	Energex pillar
eq	equal
fb	face brick
fbl	face block
fc	fibre cement
fc/p	fibre cement painted
fcu	fan coil unit
fg	fixed glazing
flr	floor
fm	face masonry
frl	fire resistance level
fsl	floor surface level
fw	floor waste
gar	garage
gl	glass louvre window
gnd	ground
gnf	good neighbour style tmbr fence
gp	gully pit yard drain
gpd	glass panel door
hc	hose cock
hmpr	square arch hamper
hp	hotplates
ht	height
hw	hard wood
hws	hot water service
hwu	hot water unit
kd	kiln dried
ks	kitchen sink
lb	letterbox
ld	leaf diverter
ldng	landing
ldy	laundry
lin	linen
mb	meter box
mf	selected pty metal fascia
mg	selected pty metal gutter
mpr	multi-purpose room
mw	microwave
n	nominal
n	north
nom	nominal
nrg	pty greenboard cladding
ns	natural surface
nsl	natural surface level
o	open
obs	obscure glazing
oh	overhead and/or overhang
omp	outer most projection
pb	painted brick
pc	parapet capping
pdr	powder room
pf	painted finish
pfc	parallel flange channel
ph	pitching height
pld	auto panel lift door
pos	private open space
ps	plumbing stack
ptry	pantry
pty	proprietary
r	robe
ra	return air vent
rb	rubbish bin
rd	roller door
ref	refrigerator
rh	rangehood
rl	relative level
rm	rendered masonry
rsr	riser
rwo + s	rain water outlet
rwt	rain water tank
s	south
sa	smoke detector alarm
sc	self closing
sd	soap dish
se	sewer
sf	stone finish
sgd	sliding glass door
shr	shower
shs	square hollow section
sl	self locking
sm	shower mixer
smd	smoke detector
sp	survey plan
sr	shower rose
st	solar tube skylight/vent
stc	sound transmission class
sv	stone veneer
sw	sliding window or storm water
t	laundry tub
tc	texture coating
tmbr	timber
tp	treated pine
tr	towel rail / ring
trh	toilet roll holder
tv	timber veneer
typ	typical
ubo	under bench oven
uno	unless noted otherwise
upvc	unplasticised poly vinyl chloride
wb	weatherboard
wc	water closet/toilet
wir	walk in robe
wm	washing machine
wo	wall oven

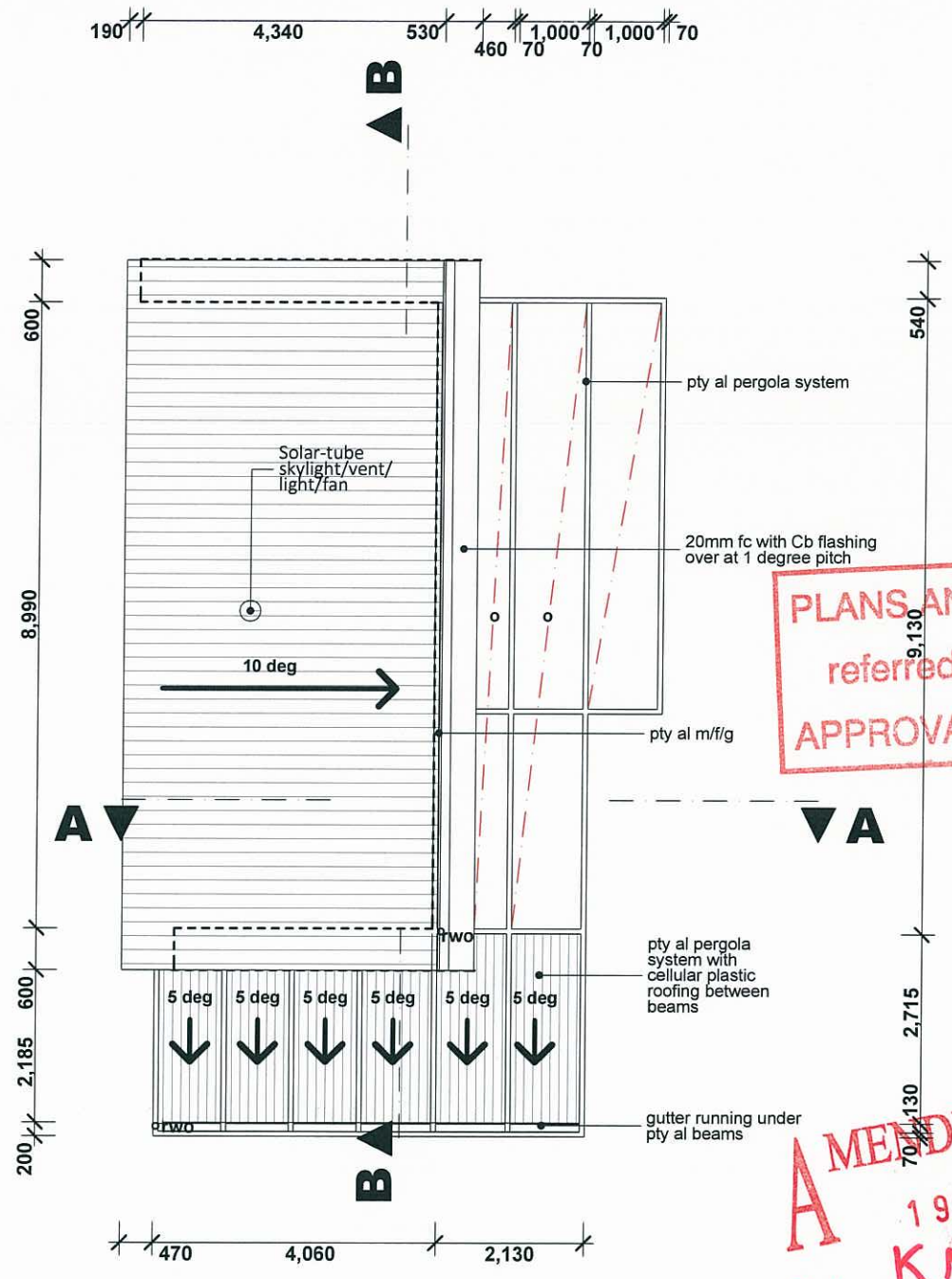

PLANS AND DOCUMENTS referred to in the ULDA APPROVAL dated 20/6/12

AMENDED IN RED
19 JUN 2012
By: K McGill (name)
of the ULDA

Not part of this approval

This plan may not be photocopied without the express written authority of the Urban Land Developement Authority (ULDA). The copyright of these drawings remains in the ownership and control of the ULDA unless express written permission has been granted otherwise.

Contours and other base site data shown on this drawing have been derived from a combination of sub-consultant drawings obtained in digital format.

This Drawing was prepared for the purpose and exclusive use of the ULDA to obtain builder's indicative prices for the construction of the dwelling represented herewith and not for construction or any other use.

degenhartSHEDD Pty Ltd accepts no responsibility for loss or damage caused to any person who may rely on the information for any purpose for which it was not intended.

The Builder is responsible for the site verification of all dimensions. Figured dimensions take precedance over scaled values. DO NOT SCALE DRAWINGS.

AMMENDMENTS

A	12.09.11	Client Review/Approval	ap	AD
B	13.09.11	Preliminary DA Information	ap	AD
C	16.09.11	Issued for Builder's Pricing	ad	AD

urban land development authority

N

Homegrown Design Collection

Client: Urban Land Development Authority

Project Name: Lot 2 - Sprout Garden Terrace (B)

Status: DD | Date: 16.09.11

Scale: 1:100 @ A3 | Drawn by: ad

Drawing Title: **Roof Plan & Legend**

Project No: ULD009 **111-02 C** | Drawing No.: **DD 02.02**

TYPE B

degenhart SHEDD

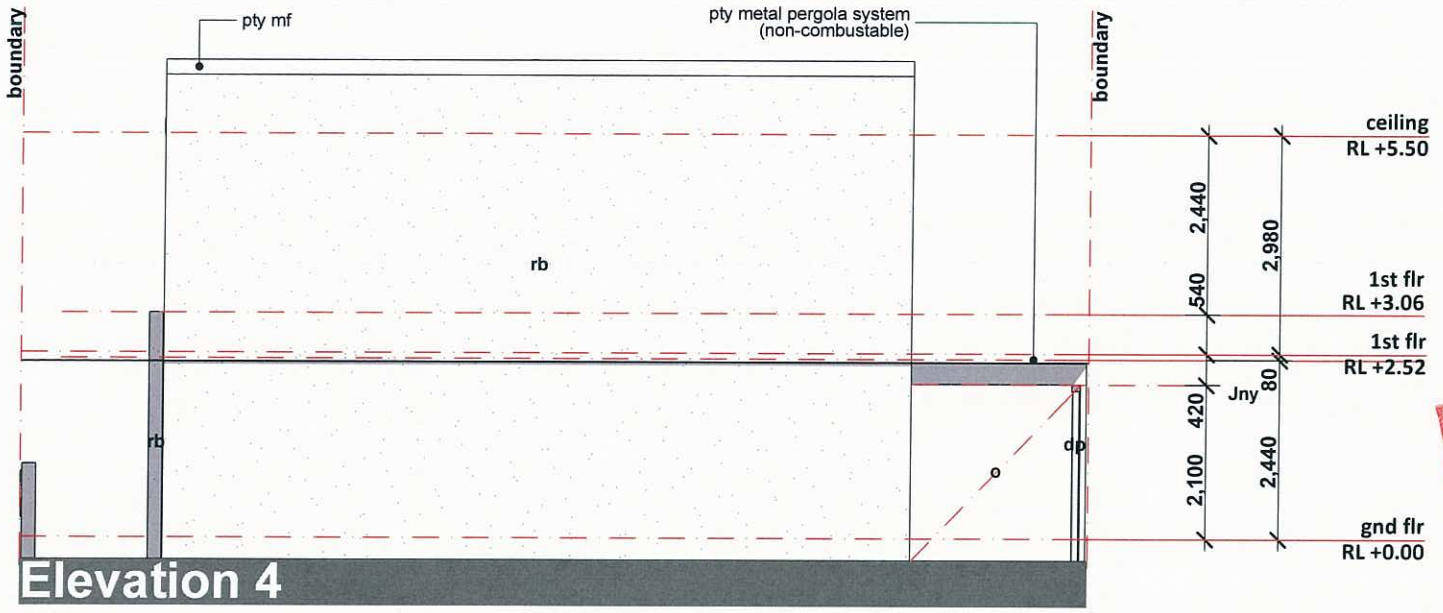

Elevation 4

PLANS AND DOCUMENTS referred to in the ULDA APPROVAL dated 20/6/12

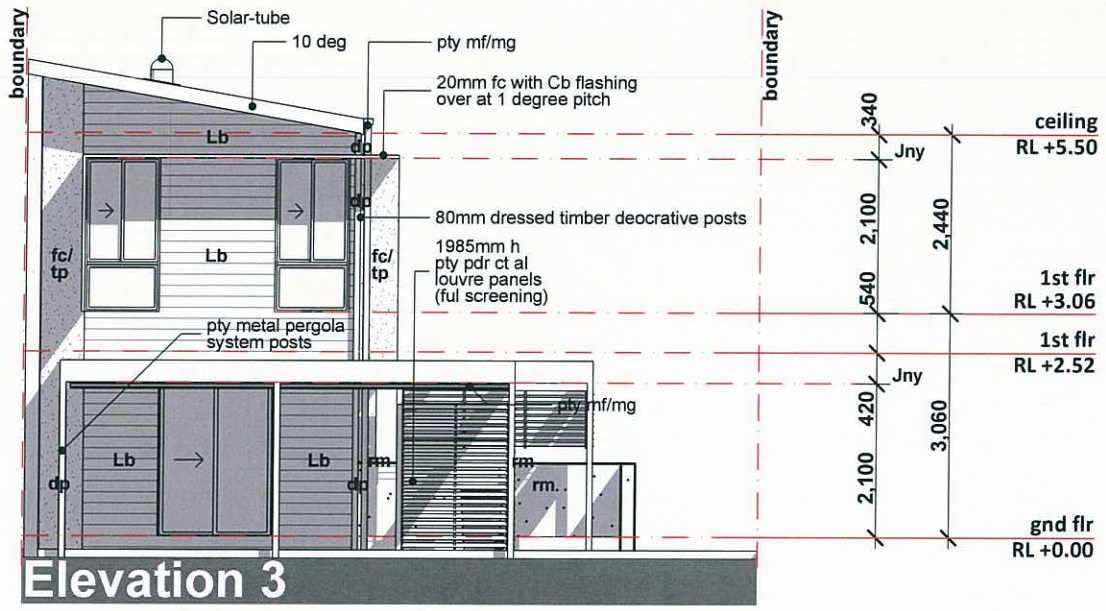

Elevation 3

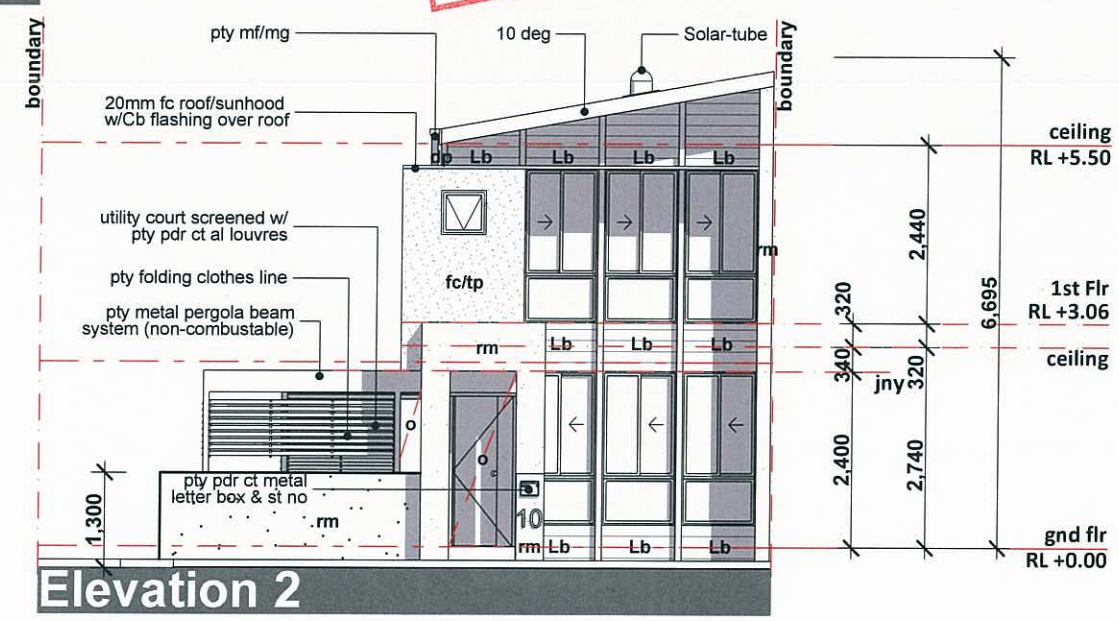

Elevation 2

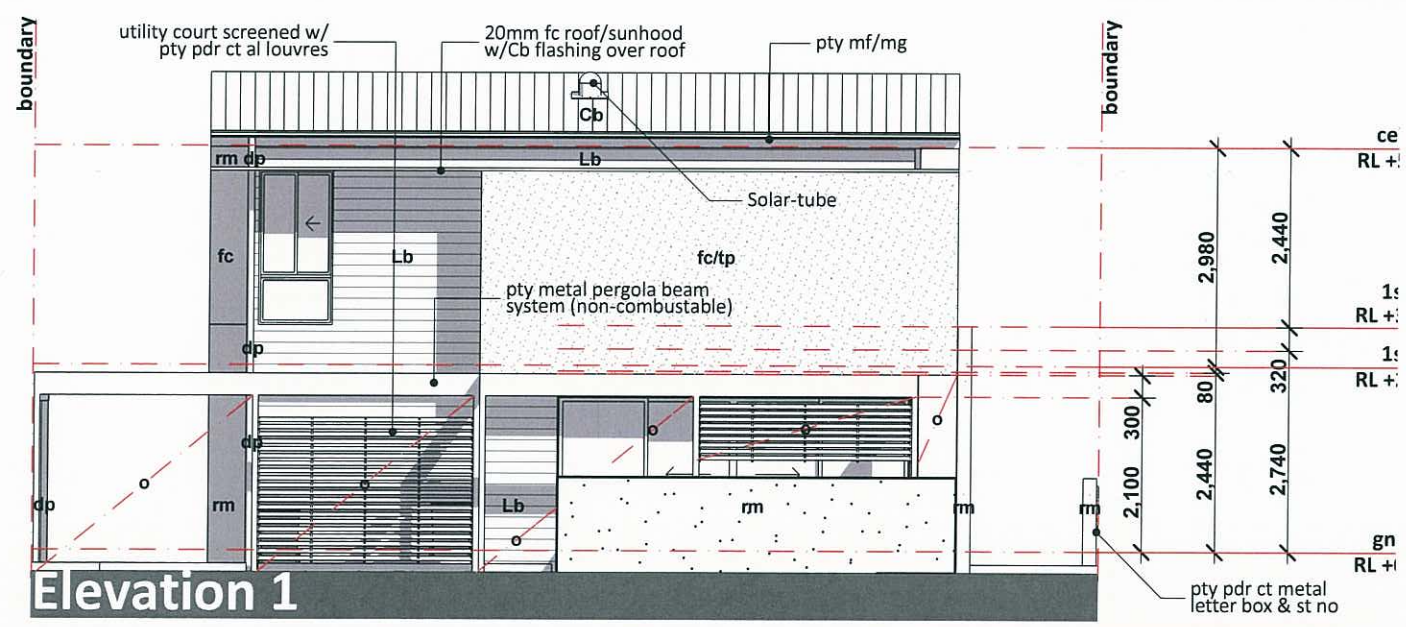

Elevation 1

TYPE B

This plan may not be photocopied without the express written authority of the Urban Land Developement Authority (ULDA). The copyright of these drawings remains in the ownership and control of the ULDA unless express written permission has been granted otherwise.

Contours and other base site data shown on this drawing have been derived from a combination of sub-consultant drawings obtained in digital format.

This Drawing was prepared for the purpose and exclusive use of the ULDA to obtain builder's indicative prices for the construction of the dwelling represented herewith and not for construction or any other use.

degenhartSHEDD Pty Ltd accepts no responsibility for loss or damage caused to any person who may rely on the information for any purpose for which it was not intended.

The Builder is responsible for the site verification of all dimensions. Figured dimensions take precedance over scaled values. DO NOT SCALE DRAWINGS.

AMMENDMENTS

A	12.09.11	Client Review/Approval	ap	AD
B	13.09.11	Preliminary DA Information	ap	AD
C	16.09.11	Issued for Builder's Pricing	ad	AD

urban land development authority

Homegrown Design Collection

Client: Urban Land Development Authority

Project Name: Lot 2 - Sprout Garden Terrace (B)

Status: DD | Date: 16.09.11

Scale: 1:100 @ A3 | Drawn by: ad

Drawing Title: Elevations

Project No: ULD009 111-02 C | Drawing No.: DD 03.01

degenhart SHEDD

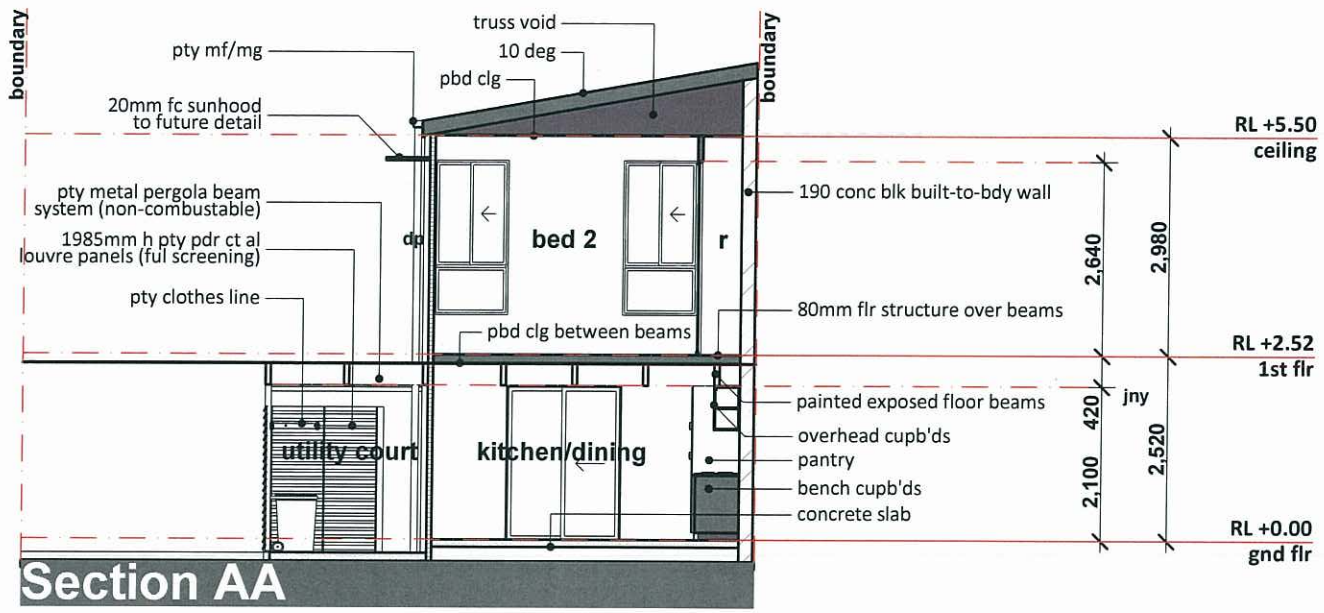

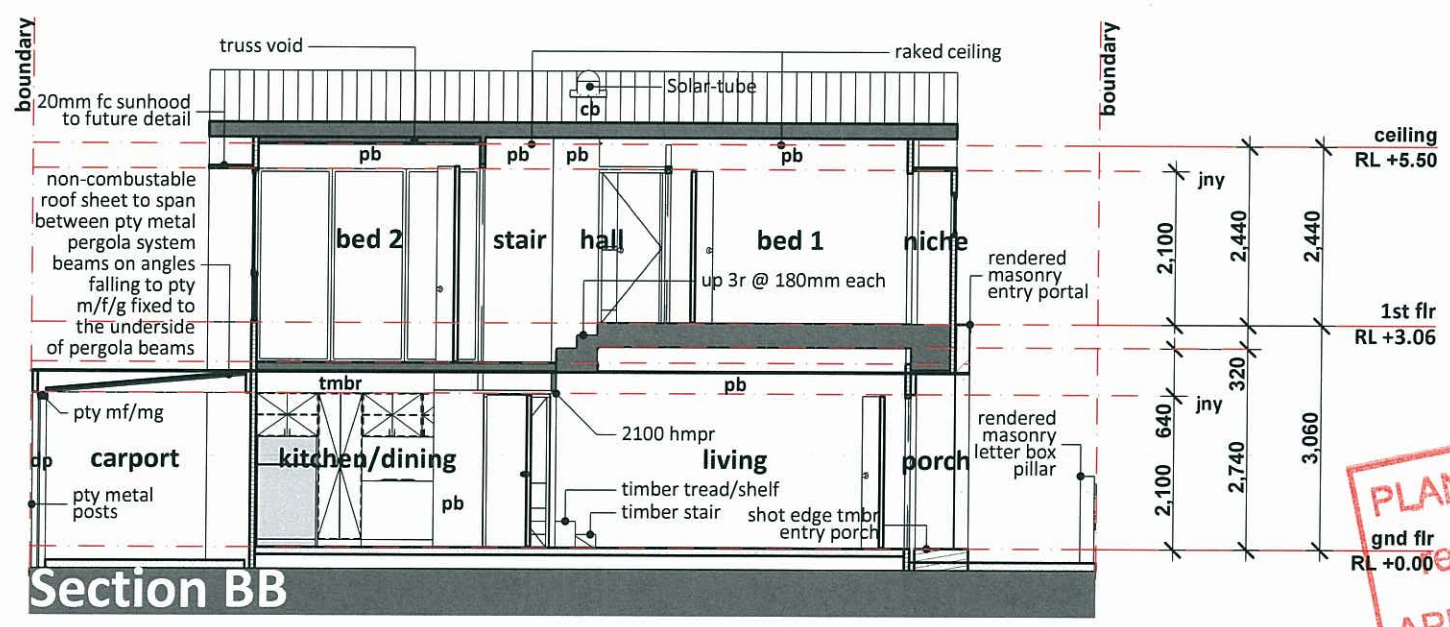

PLANS AND DOCUMENTS
referred to in the ULDA
APPROVAL dated 20/6 /12

TYPE B

This plan may not be photocopied without the express written authority of the Urban Land Developement Authority (ULDA). The copyright of these drawings remains in the ownership and control of the ULDA unless express written permission has been granted otherwise.

Contours and other base site data shown on this drawing have been derived from a combination of sub-consultant drawings obtained in digital format.

This Drawing was prepared for the purpose and exclusive use of the ULDA to obtain builder's indicative prices for the construction of the dwelling represesented herewith and not for construction or any other use.

degenhartSHEDD Pty Ltd accepts no responsibility for loss or damage caused to any person who may rely on the information for any purpose for which it was not intended.

The Builder is responsible for the site verification of all dimensions. Figured dimensions take precedance over scaled values. DO NOT SCALE DRAWINGS.

AMMENDMENTS

A	12.09.11	Client Review/Approval	ap	AD
B	13.09.11	Preliminary DA Information	ap	AD
C	16.09.11	Issued for Builder's Pricing	ad	AD

urban land development authority

Homegrown Design Collection

Client: Urban Land Development Authority

Project Name: Lot 2 - Sprout Garden Terrace (B)

Status: DD | Date: 16.09.11

Scale: 1:100 @ A3 | Drawn by: ad

Drawing Title: Sections

Project No: ULD009 111-02 C

Drawing No.: DD 04.01

degenhart SHEDD

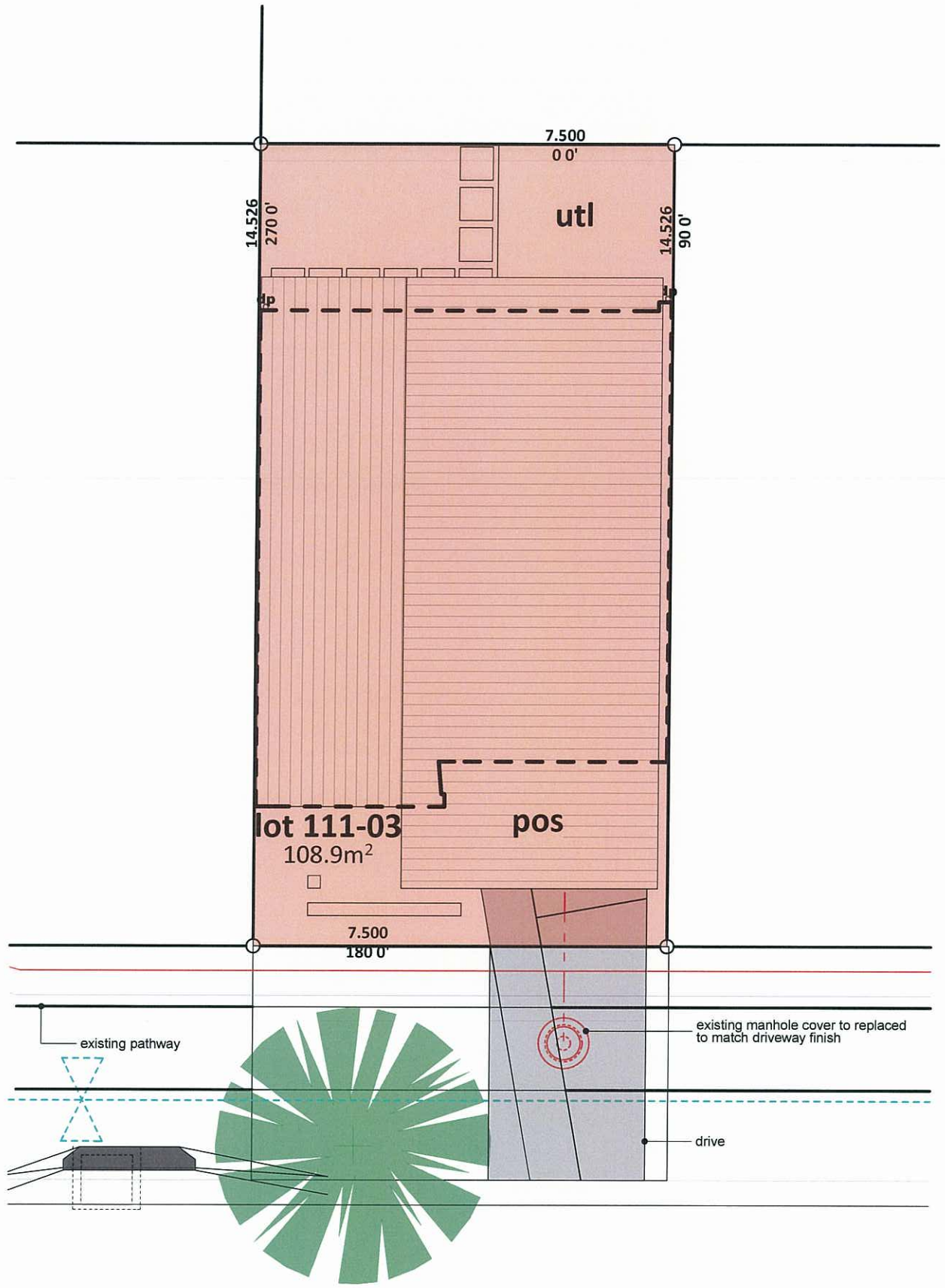

PLANS AND DOCUMENTS referred to in the ULDA APPROVAL dated 20/6 /12

AMENDED IN RED
19 JUN 2012
By: K McGill (name)
of the ULDA

Not part of this approval

TYPE C1

This plan may not be photocopied without the express written authority of the Urban Land Developement Authority (ULDA). The copyright of these drawings remains in the ownership and control of the ULDA unless express written permission has been granted otherwise.

Contours and other base site data shown on this drawing have been derived from a combination of sub-consultant drawings obtained in digital format.

This Drawing was prepared for the purpose and exclusive use of the ULDA to obtain builder's indicative prices for the construction of the dwelling represeented herewith and not for construction or any other use.

degenhart SHEDD Pty Ltd accepts no responsibility for loss or damage caused to any person who may rely on the information for any purpose for which it was not intended.

The Builder is responsible for the site verification of all dimensions. Figured dimensions take precedance over scaled values. DO NOT SCALE DRAWINGS.

AMMENDMENTS

A	12.09.11	Client Review/Approval	ap	AD
B	13.09.11	Preliminary DA Information	ap	AD
C	16.09.11	Issued for Builder's Pricing	ad	AD

urban land development authority

Ground Floor		First Floor	
internal area	35.8 m²	internal area	63.7 m²
garage	20.8 m²	balcony	11.8 m²
pos	11.8 m²	sub-total	75.5 m²
sub-total	56.6 m²		

GFA	99.7 m²
cover area	68.6 m²

N

Homegrown Design Collection

Client: Urban Land Development Authority

Project Name: Lot 3 - Stem Outlook Terrace (C)

Status: DD | Date: 16.09.11

Scale: 1:100 @ A3 | Drawn by: ad

Drawing Title: Site & Location Plan

Project No: ULD009 111-03 C | Drawing No.: DD 01.01

degenhart SHEDD

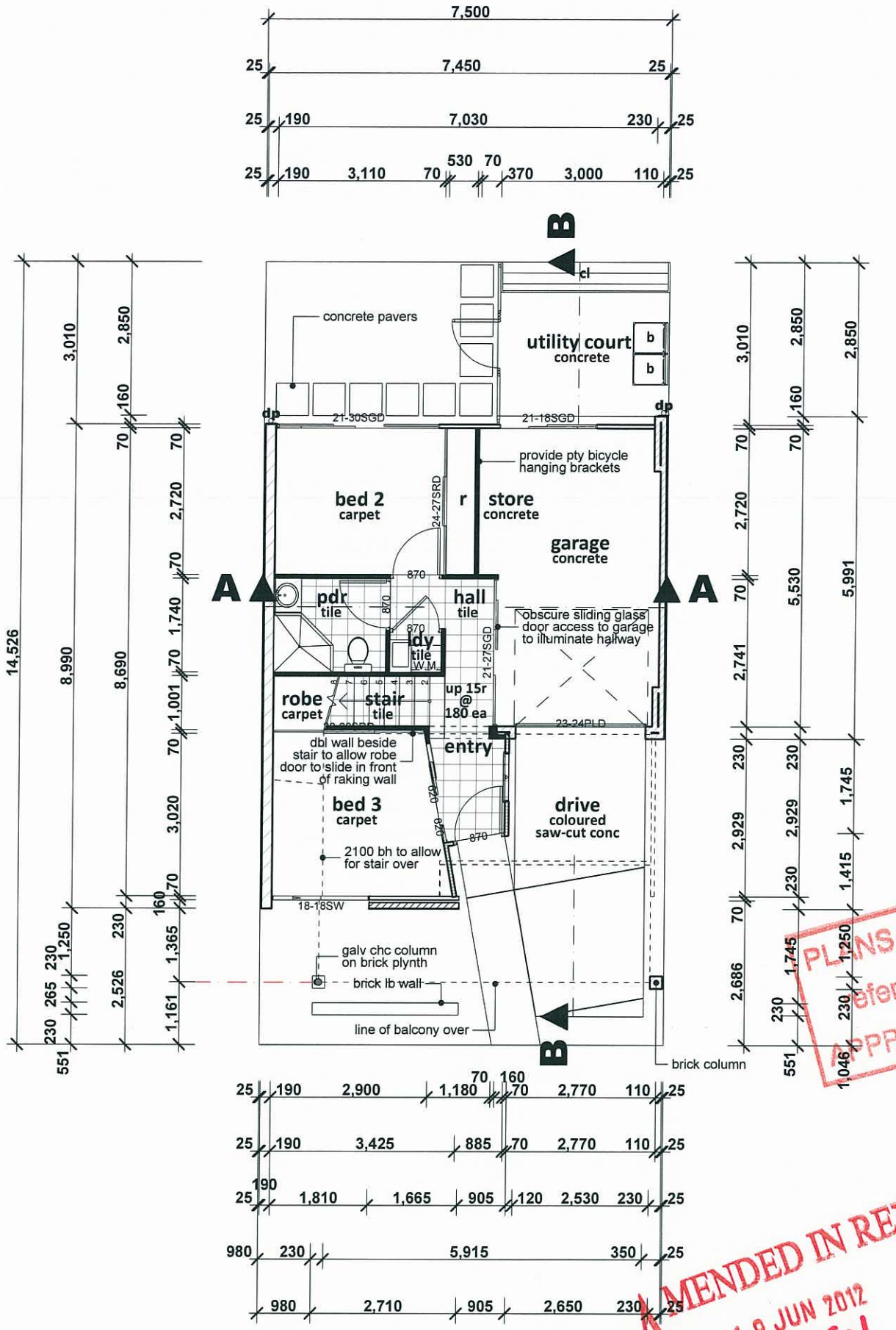

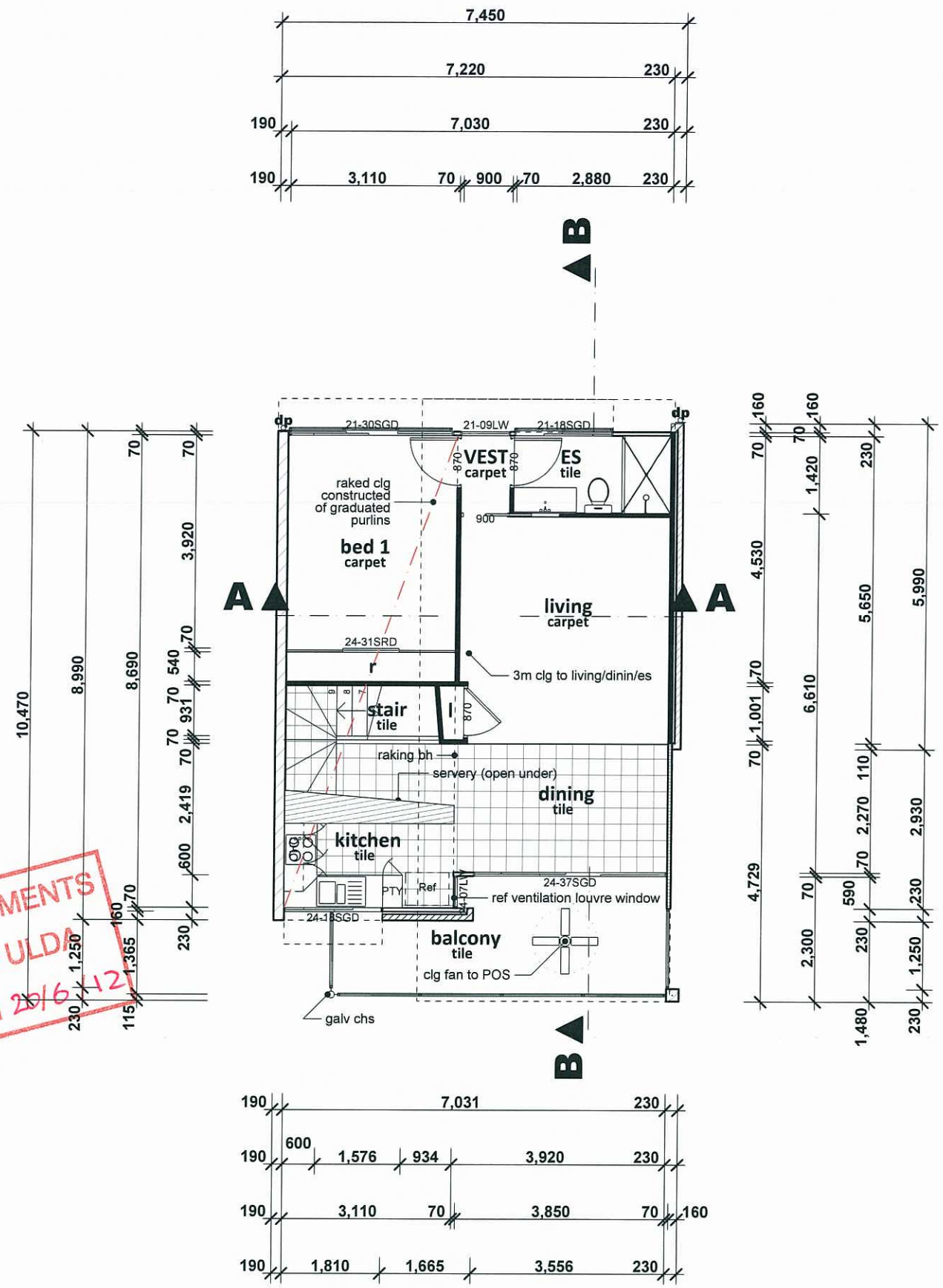

PLANS AND DOCUMENTS referred to in the ULDA APPROVAL dated 20/6/12

AMENDED IN RED
19 JUN 2012
by K McGill (name)
of the ULDA

Not part of this approval

TYPE C1

This plan may not be photocopied without the express written authority of the Urban Land Developement Authority (ULDA). The copyright of these drawings remains in the ownership and control of the ULDA unless express written permission has been granted otherwise.

Contours and other base site data shown on this drawing have been derived from a combination of sub-consultant drawings obtained in digital format.

This Drawing was prepared for the purpose and exclusive use of the ULDA to obtain builder's indicative prices for the construction of the dwelling represented herewith and not for construction or any other use.

degenhartSHEDD Pty Ltd accepts no responsibility for loss or damage caused to any person who may rely on the information for any purpose for which it was not intended.

The Builder is responsible for the site verification of all dimensions. Figured dimensions take precedance over scaled values. DO NOT SCALE DRAWINGS.

AMMENDMENTS

A	12.09.11	Client Review/Approval	ap	AD
B	13.09.11	Preliminary DA Information	ap	AD
C	16.09.11	Issued for Builder's Pricing	ad	AD

urban land development authority

Ground Floor

internal area	35.8 m²
garage	20.8 m²
pds	11.8 m²
sub-total	56.6 m²

First Floor

internal area	63.7 m²
balcony	11.8 m²
sub-total	75.5 m²

GFA	99.7 m²
cover area	68.6 m²

N

Homegrown Design Collection

Client: Urban Land Development Authority

Project Name: Lot 3 - Stem Outlook Terrace (C)

Status: DD | Date: 16.09.11

Scale: 1:100 @ A3 | Drawn by: ad

Drawing Title: **Floor Plans**

Project No: ULD009 111-03 C | Drawing No.: DD 02.01

degenhart SHEDD

Legend

ac	air conditioner
adcm	aust'n domestic constr'n manual
ag	agricultural drain
aj	articulated joint
al	selected finish aluminium
as	australian standards
aw	top hung awning window
b	basin
ba	building approval assessment
bb	brick band
bdy	boundary
bfd	bi-fold door
bh	bulkhead
blk	blockwork
bm	basin mixer
brk	brickwork
bs	bar sink
bs	basin spout
bt	bath tub
bv	brick veneer
cb	Colorbond finished metal
ch	ceiling height
chs	circular hollow section
cl	centreline
clg	ceiling
cp	control panel
cpd	cupboard
csd	cavity sliding door
ct	concrete tile roof
d	dryer
dc	drying court
dn	down
dp	down pipe
dw	dishwasher
dwr	drawer
ej	expansion joint
ens	ensuite
ent	entry
ep	Energex pillar
eq	equal
fb	face brick
fbl	face block
fc	fibre cement
fc/p	fibre cement painted
fcu	fan coil unit
fg	fixed glazing
flr	floor
fm	face masonry
frl	fire resistance level
fsl	floor surface level
fw	floor waste
gar	garage
gl	glass louvre window
gnd	ground
gnf	good neighbour style tmbr fence
gp	gully pit yard drain
gpd	glass panel door
hc	hose cock
hmpr	square arch hamper
hp	hotplates
ht	height
hw	hard wood
hws	hot water service
hwu	hot water unit
kd	kiln dried
ks	kitchen sink
lb	letterbox
ld	leaf diverter
ldng	landing
ldy	laundry
lin	linen
mb	meter box
mf	selected pty metal fascia
mg	selected pty metal gutter
mpr	multi-purpose room
mw	microwave
n	nominal
n	north
nom	nominal
nrg	pty greenboard cladding
ns	natural surface
nsl	natural surface level
o	open
obs	obscure glazing
oh	overhead and/or overhang
omp	outer most projection
pb	painted brick
pc	parapet capping
pdr	powder room
pf	painted finish
pfc	parallel flange channel
ph	pitching height
pld	auto panel lift door
pos	private open space
ps	plumbing stack
ptry	pantry
pty	proprietary
r	robe
ra	return air vent
rb	rubbish bin
rd	roller door
ref	refrigerator
rh	rangehood
rl	relative level
rm	rendered masonry
rsr	riser
rwo + s	rain water outlet
rwt	rain water tank
s	south
sa	smoke detector alarm
sc	self closing
sd	soap dish
se	sewer
sf	stone finish
sgd	sliding glass door
shr	shower
shs	square hollow section
sl	self locking
sm	shower mixer
smd	smoke detector
sp	survey plan
sr	shower rose
st	solar tube skylight/vent
stc	sound transmission class
sv	stone veneer
sw	sliding window or storm water
t	laundry tub
tc	texture coating
tmbr	timber
tp	treated pine
tr	towel rail / ring
trh	toilet roll holder
tv	timber veneer
typ	typical
ubo	under bench oven
uno	unless noted otherwise
upvc	unplasticised poly vinyl chloride
wb	weatherboard
wc	water closet/toilet
wir	walk in robe
wm	washing machine
wo	wall oven

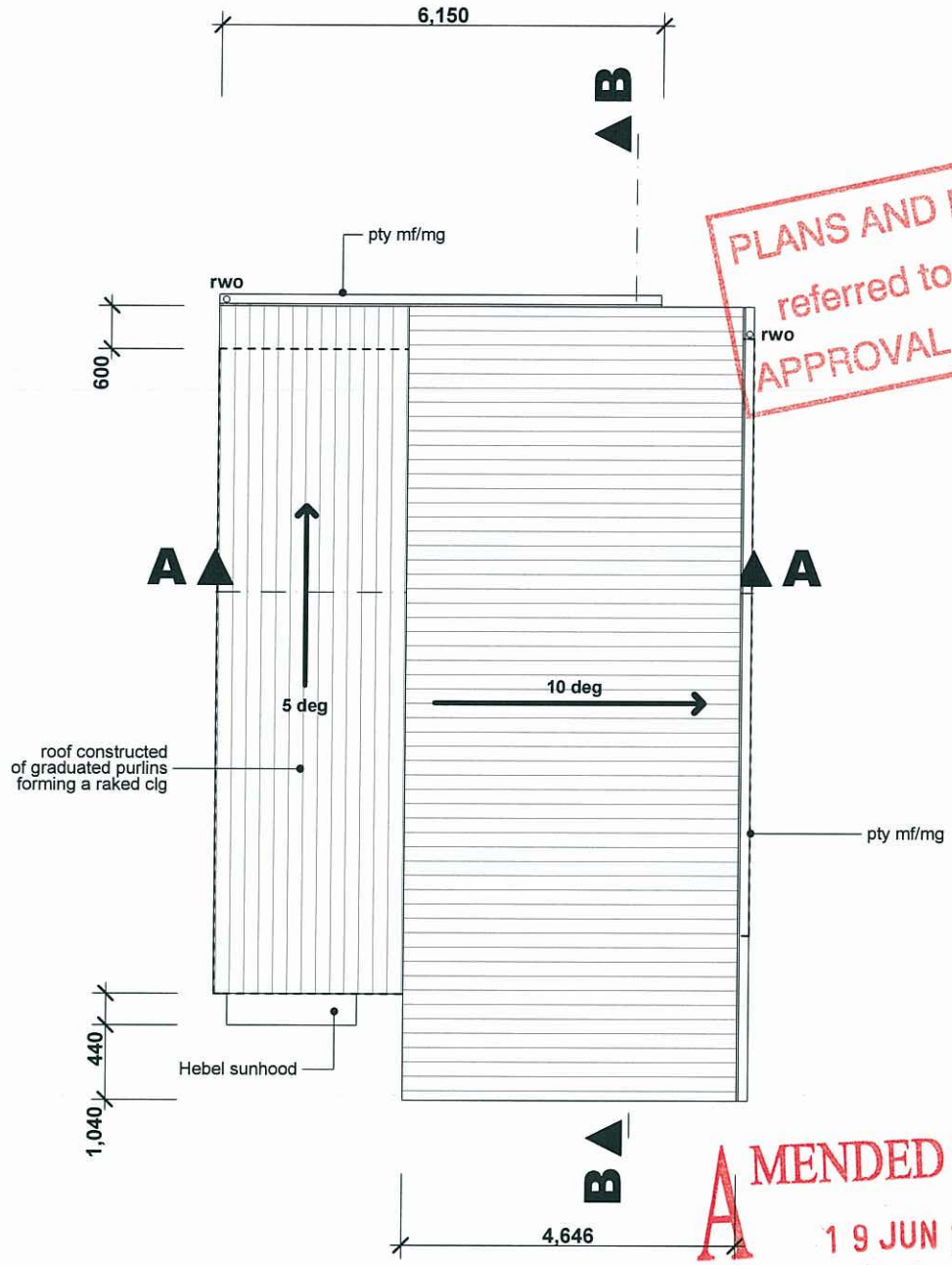

PLANS AND DOCUMENTS referred to in the ULDA APPROVAL dated 20/6/12

AMENDED IN RED
19 JUN 2012
By: K McGill (name)
of the ULDA

Not part of this approval

TYPE C1

This plan may not be photocopied without the express written authority of the Urban Land Developement Authority (ULDA). The copyright of these drawings remains in the ownership and control of the ULDA unless express written permission has been granted otherwise.

Contours and other base site data shown on this drawing have been derived from a combination of sub-consultant drawings obtained in digital format.

This Drawing was prepared for the purpose and exclusive use of the ULDA to obtain builder's indicative prices for the construction of the dwelling represesented herewith and not for construction or any other use.

degenhartSHEDD Pty Ltd accepts no responsibility for loss or damage caused to any person who may rely on the information for any purpose for which it was not intended.

The Builder is responsible for the site verification of all dimensions. Figured dimensions take precedance over scaled values. DO NOT SCALE DRAWINGS.

AMMENDMENTS

A	12.09.11	Client Review/Approval	ap	AD
B	13.09.11	Preliminary DA Information	ap	AD
C	16.09.11	Issued for Builder's Pricing	ad	AD

urban land development authority

N

Homegrown Design Collection

Client: Urban Land Development Authority

Project Name: **Lot 3 - Stem Outlook Terrace (C)**

Status: DD | Date: 16.09.11
Scale: 1:100 @ A3 | Drawn by: ad
Drawing Title: **Roof Plan & Legend**
Project No: ULD009 **111-03 C** | Drawing No.: **DD 02.02**

degenhart SHEDD

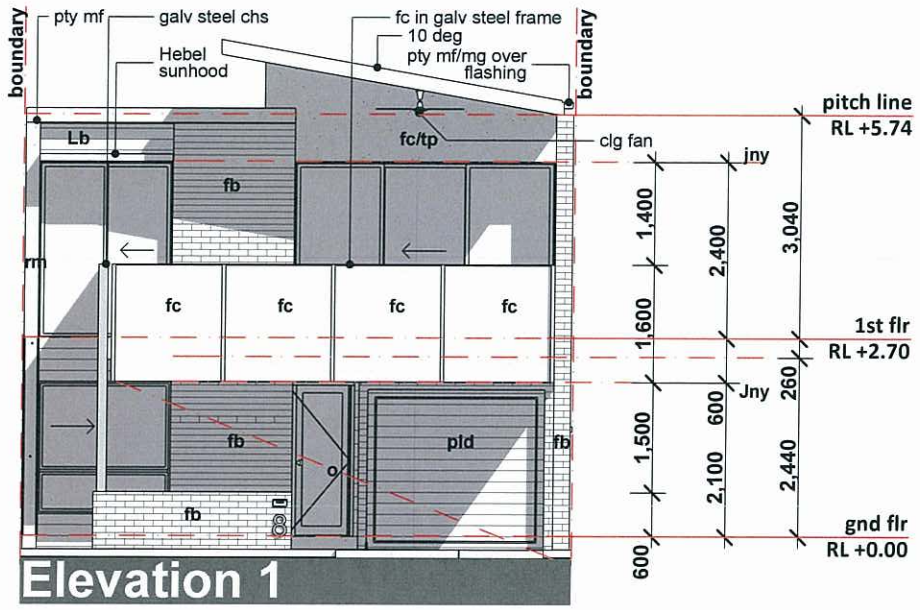

Elevation 1

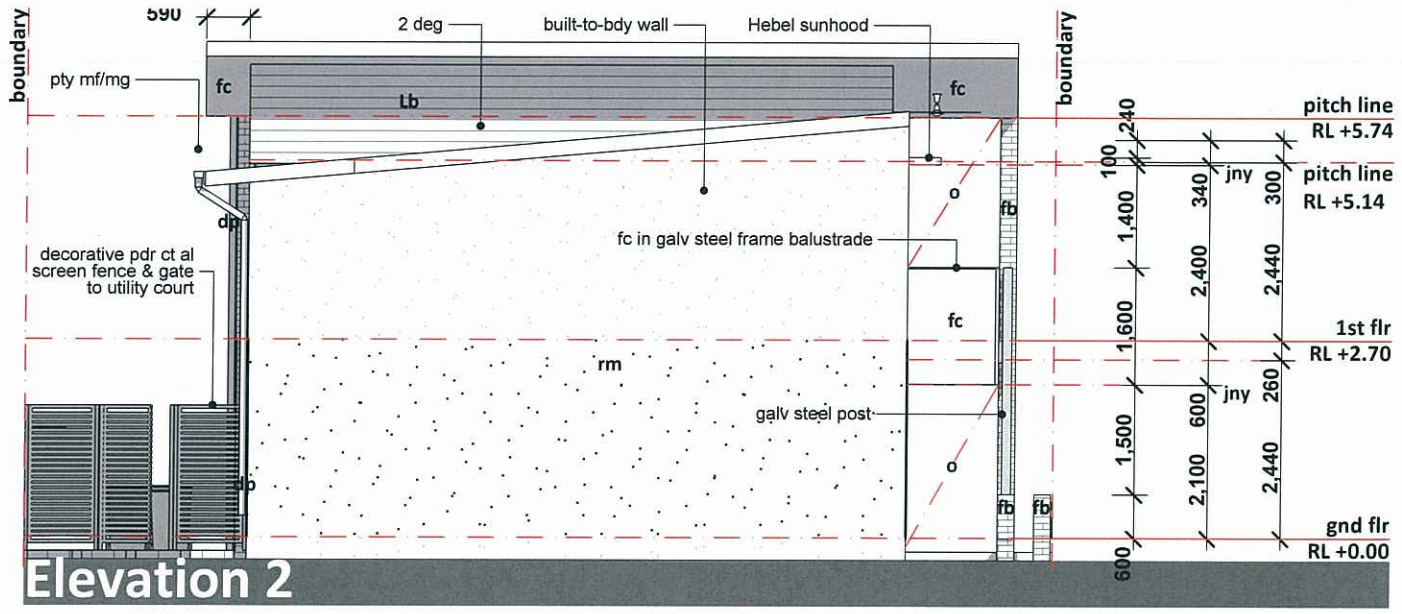

Elevation 2

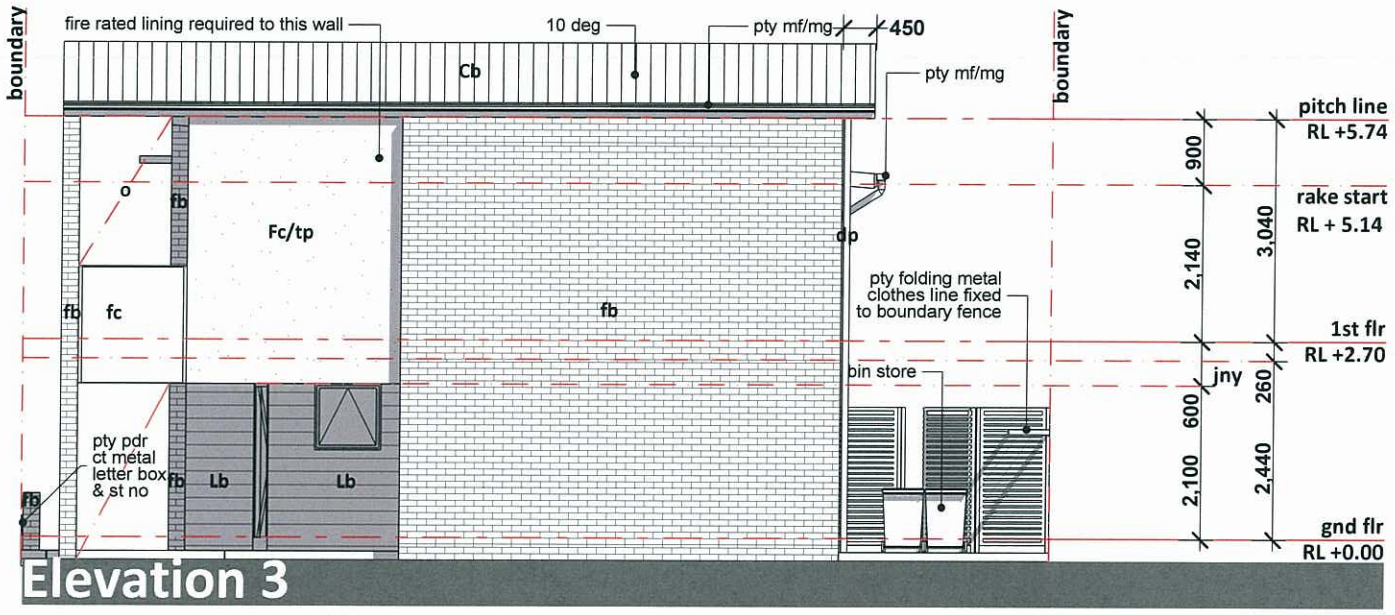

Elevation 3

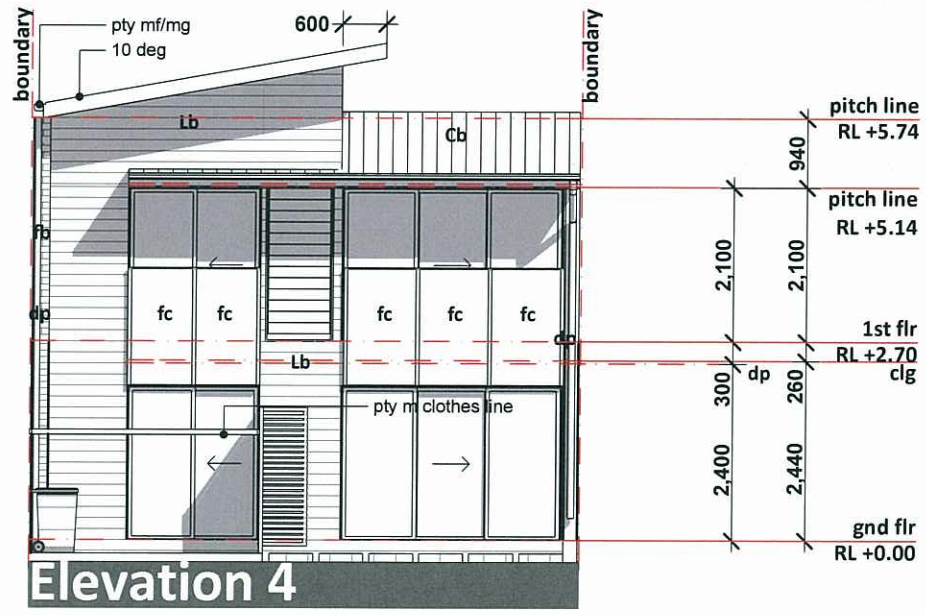

Elevation 4

PLANS AND DOCUMENTS referred to in the ULDA APPROVAL dated 20/6/12

TYPE C1

This plan may not be photocopied without the express written authority of the Urban Land Developement Authority (ULDA). The copyright of these drawings remains in the ownership and control of the ULDA unless express written permission has been granted otherwise.

Contours and other base site data shown on this drawing have been derived from a combination of sub-consultant drawings obtained in digital format.

This Drawing was prepared for the purpose and exclusive use of the ULDA to obtain builder's indicative prices for the construction of the dwelling represesented herewith and not for construction or any other use.

degenhart|SHEDD Pty Ltd accepts no responsibility for loss or damage caused to any person who may rely on the information for any purpose for which it was not intended.

The Builder is responsible for the site verification of all dimensions. Figured dimensions take precedance over scaled values. DO NOT SCALE DRAWINGS.

AMMENDMENTS

A	12.09.11	Client Review/Approval	ap	AD
B	13.09.11	Preliminary DA Information	ap	AD
C	16.09.11	Issued for Builder's Pricing	ad	AD

urban land development authority

Homegrown Design Collection

Client
Urban Land Development Authority

Project Name
Lot 3 - Stem Outlook Terrace (C)

Status: DD
Date: 16.09.11
Scale: 1:100 @ A3
Drawn by: ad

Drawing Title:
Elevations

Project No: ULD009
111-03 C

Drawing No.:
DD 03.01

degenhart SHEDD

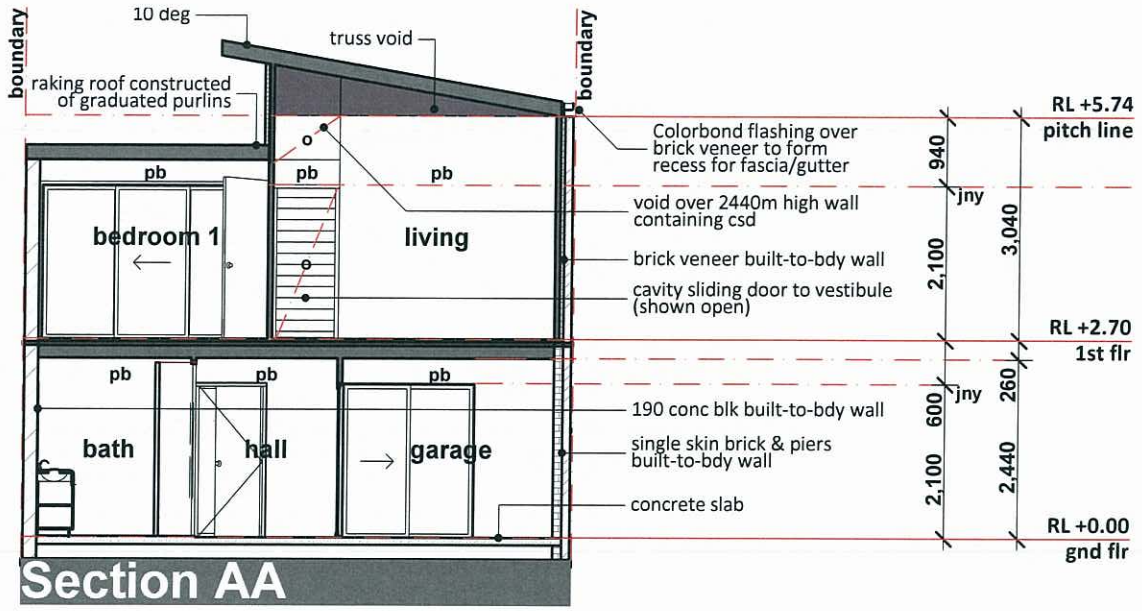

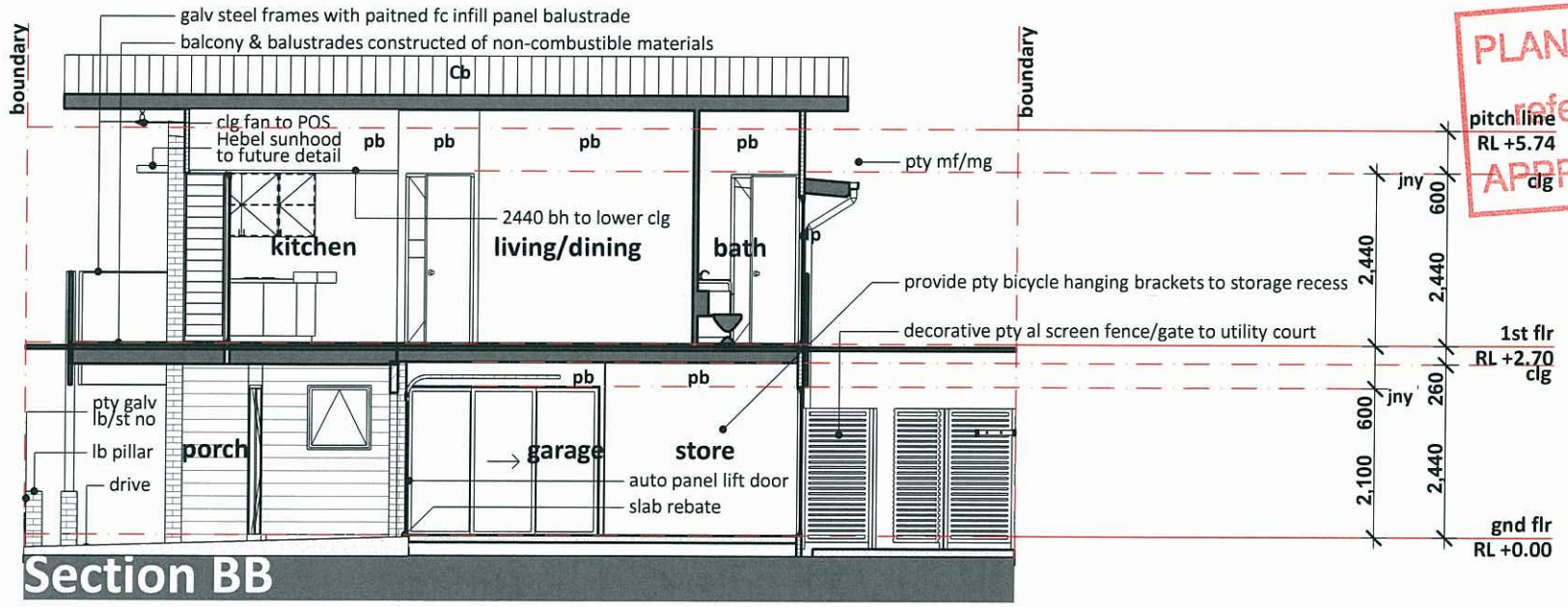

PLANS AND DOCUMENTS referred to in the ULDA APPROVAL dated 29/6/12

TYPE C1

This plan may not be photocopied without the express written authority of the Urban Land Developement Authority (ULDA). The copyright of these drawings remains in the ownership and control of the ULDA unless express written permission has been granted otherwise.

Contours and other base site data shown on this drawing have been derived from a combination of sub-consultant drawings obtained in digital format.

This Drawing was prepared for the purpose and exclusive use of the ULDA to obtain builder's indicative prices for the construction of the dwelling represented herewith and not for construction or any other use.

degenhartSHEDD Pty Ltd accepts no responsibility for loss or damage caused to any person who may rely on the information for any purpose for which it was not intended.

The Builder is responsible for the site verification of all dimensions. Figured dimensions take precedance over scaled values. DO NOT SCALE DRAWINGS.

AMMENDMENTS

A	12.09.11	Client Review/Approval	ap	AD
B	13.09.11	Preliminary DA Information	ap	AD
C	16.09.11	Issued for Builder's Pricing	ad	AD

urban land development authority

Homegrown Design Collection

Client: Urban Land Development Authority

Project Name: Lot 3 - Stem Outlook Terrace (C)

Status: DD | Date: 16.09.11

Scale: 1:100 @ A3 | Drawn by: ad

Drawing Title: Sections

Project No: ULD009 111-03 C | Drawing No.: DD 04.01

degenhart SHEDD

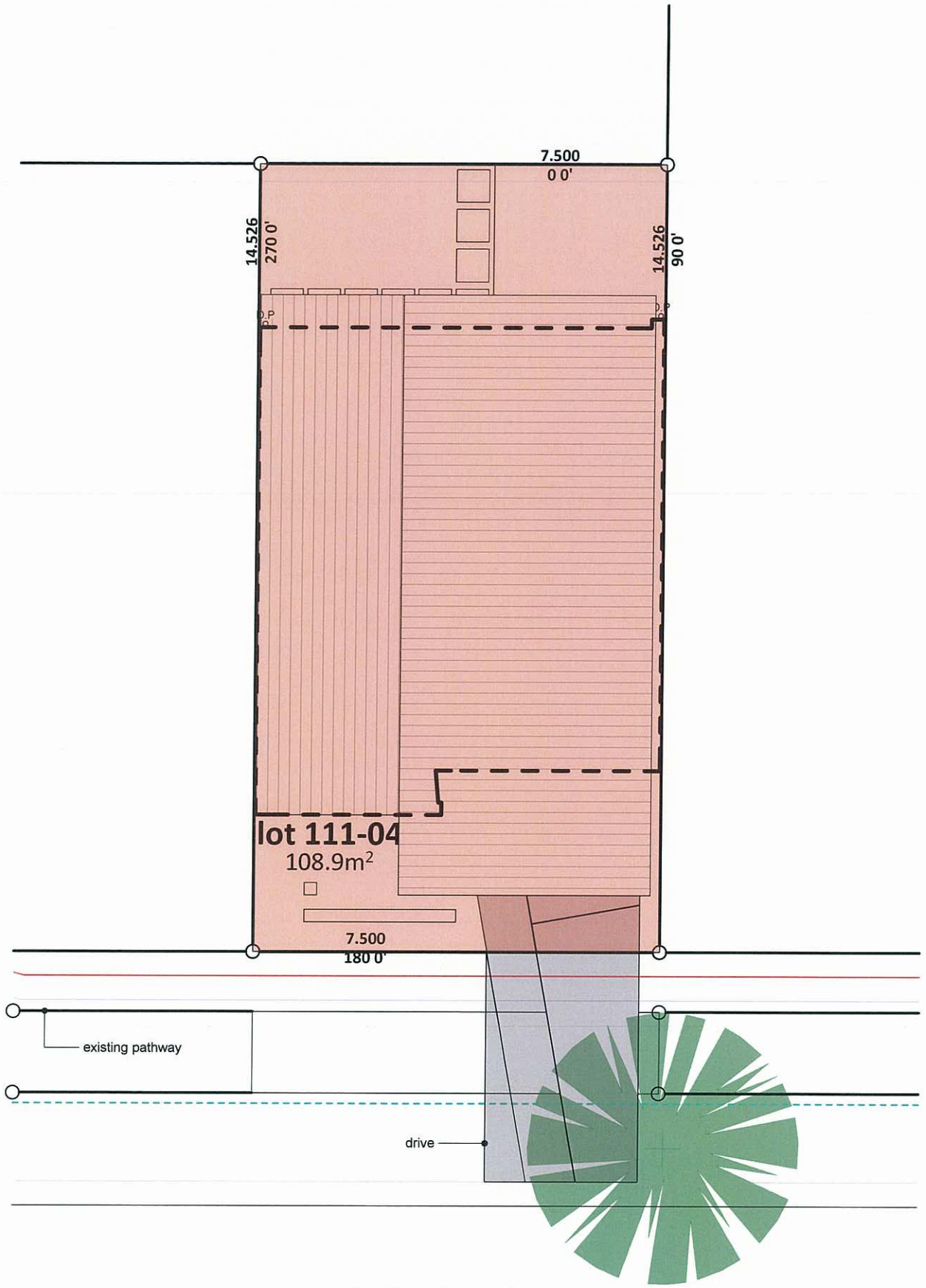

Hinchinbrook Avenue

PLANS AND DOCUMENTS
referred to in the ULDA
APPROVAL dated 20/6/12

AMENDED IN RED
19 JUN 2012
By: KMcGill (name)
of the ULDA

Not part of this approval

TYPE C2

This plan may not be photocopied without the express written authority of the Urban Land Developement Authority (ULDA). The copyright of these drawings remains in the ownership and control of the ULDA unless express written permission has been granted otherwise.

Contours and other base site data shown on this drawing have been derived from a combination of sub-consultant drawings obtained in digital format.

This Drawing was prepared for the purpose and exclusive use of the ULDA to obtain builder's indicative prices for the construction of the dwelling represesented herewith and not for construction or any other use.

degenhartSHEDD Pty Ltd accepts no responsibility for loss or damage caused to any person who may rely on the information for any purpose for which it was not intended.

The Builder is responsible for the site verification of all dimensions. Figured dimensions take precedance over scaled values. DO NOT SCALE DRAWINGS.

AMMENDMENTS

A	12.09.11	Client Review/Approval	ap	AD
B	13.09.11	Preliminary DA Information	ap	AD
C	16.09.11	Issued for Builder's Pricing	ad	AD

urban land development authority

Ground Floor		First Floor	
internal area	35.8 m²	internal area	63.7 m²
garage	20.8 m²	balcony	11.8 m²
pos	11.8 m²	sub-total	75.5 m²
sub-total	56.6 m²		
GFA	99.7 m²		
cover area	68.6 m²		

N

Homegrown Design Collection

Client
Urban Land Development Authority

Project Name

Status: DD
Date: 16.09.11
Scale: 1:100 @ A3
Drawn by: ad
Drawing Title:
Site & Location Plan
Project No: ULD009
111-04 C
Drawing No.:
DD 01.01

degenhart SHEDD

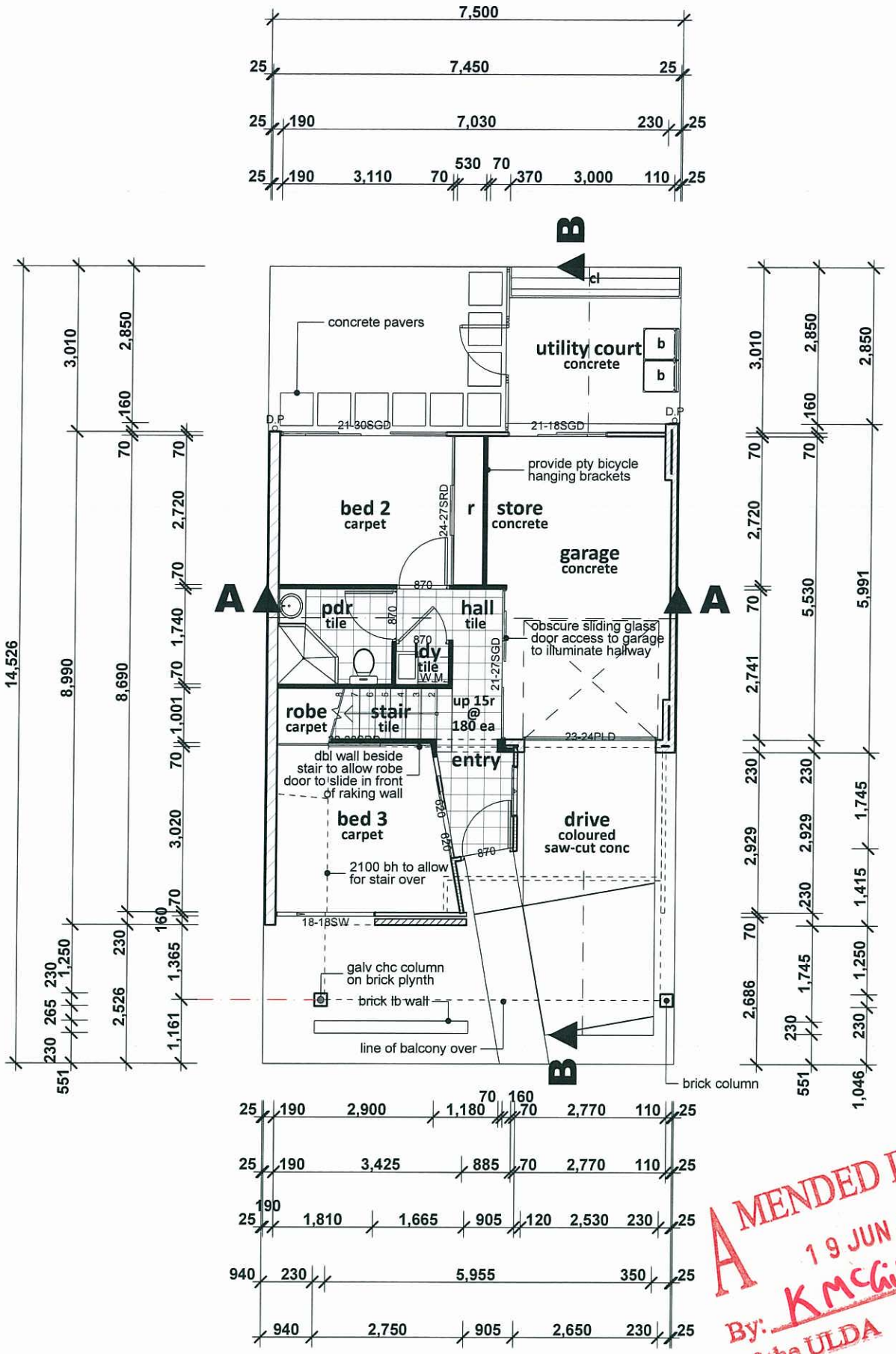

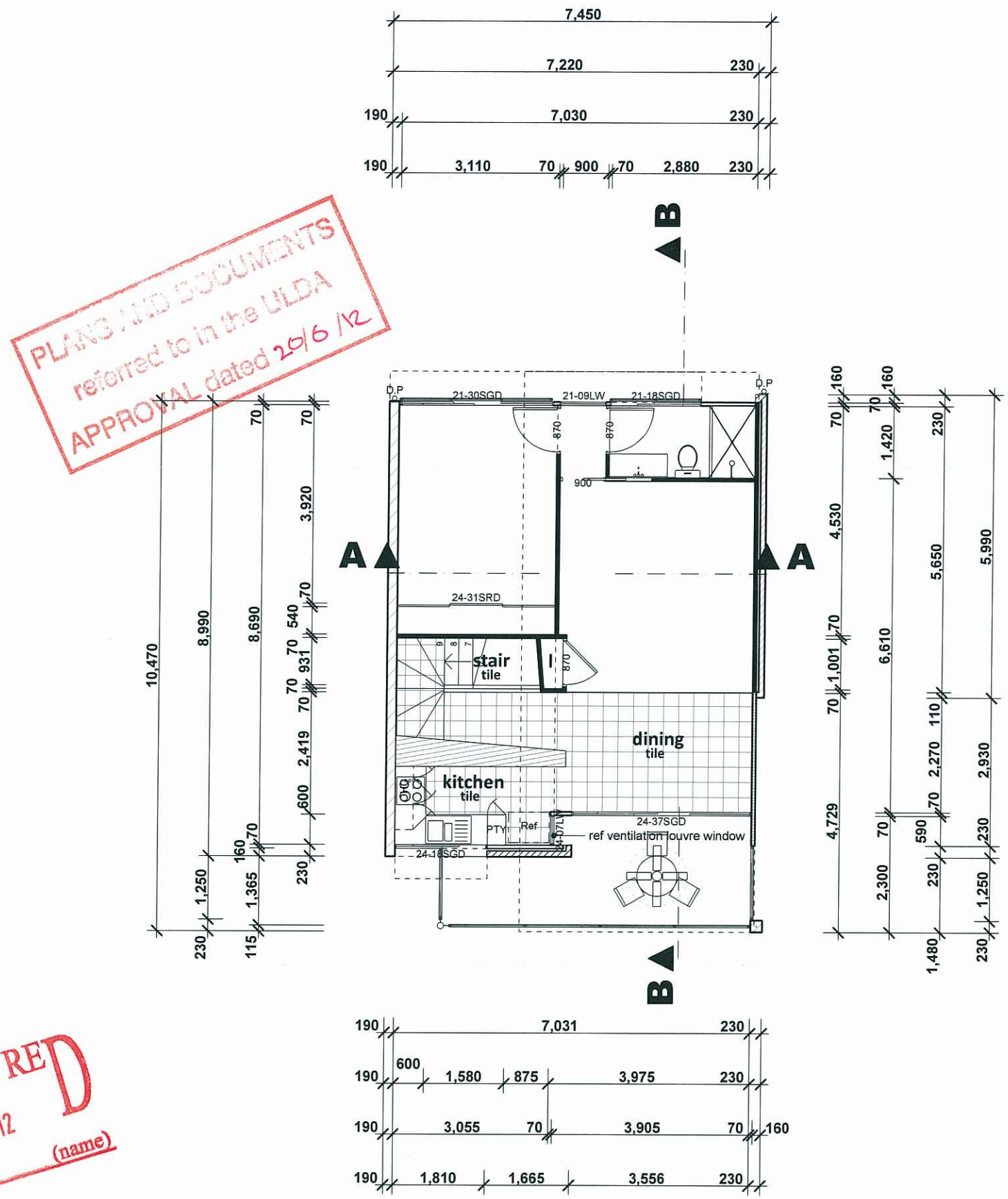

PLANS AND DOCUMENTS referred to in the ULDA APPROVAL dated 20/6/12

AMENDED IN RED
19 JUN 2012
By: KMcGill (name)
of the ULDA

Not part of this approval

TYPE C2

This plan may not be photocopied without the express written authority of the Urban Land Developement Authority (ULDA). The copyright of these drawings remains in the ownership and control of the ULDA unless express written permission has been granted otherwise.

Contours and other base site data shown on this drawing have been derived from a combination of sub-consultant drawings obtained in digital format.

This Drawing was prepared for the purpose and exclusive use of the ULDA to obtain builder's indicative prices for the construction of the dwelling represented herewith and not for construction or any other use.

degenhartSHEDD Pty Ltd accepts no responsibility for loss or damage caused to any person who may rely on the information for any purpose for which it was not intended.

The Builder is responsible for the site verification of all dimensions. Figured dimensions take precedance over scaled values. DO NOT SCALE DRAWINGS.

AMMENDMENTS

A	12.09.11	Client Review/Approval	ap	AD
B	13.09.11	Preliminary DA Information	ap	AD
C	16.09.11	Issued for Builder's Pricing	ad	AD

urban land development authority

Ground Floor	
internal area	35.8 m²
garage	20.8 m²
pos	11.8 m²
sub-total	56.6 m²

First Floor	
internal area	63.7 m²
balcony	11.8 m²
sub-total	75.5 m²

GFA	99.7 m²
cover area	68.6 m²

N

Homegrown Design Collection

Client: Urban Land Development Authority

Project Name

Status: DD | Date: 16.09.11

Scale: 1:100 @ A3 | Drawn by: ad

Drawing Title: **Floor Plans**

Project No: ULD009 **111-04 C** | Drawing No.: **DD 02.01**

degenhart SHEDD

Legend

ac	air conditioner
adcm	aust'n domestic constr'n manual
ag	agricultural drain
aj	articulated joint
al	selected finish aluminium
as	australian standards
aw	top hung awning window
b	basin
ba	building approval assessment
bb	brick band
bdy	boundary
bfd	bi-fold door
bh	bulkhead
blk	blockwork
bm	basin mixer
brk	brickwork
bs	bar sink
bs	basin spout
bt	bath tub
bv	brick veneer
cb	Colorbond finished metal
ch	ceiling height
chs	circular hollow section
cl	centreline
clg	ceiling
cp	control panel
cpd	cupboard
csd	cavity sliding door
ct	concrete tile roof
d	dryer
dc	drying court
dn	down
dp	down pipe
dw	dishwasher
dwr	drawer
ej	expansion joint
ens	ensuite
ent	entry
ep	Energex pillar
eq	equal
fb	face brick
fbl	face block
fc	fibre cement
fc/p	fibre cement painted
fcu	fan coil unit
fg	fixed glazing
flr	floor
fm	face masonry
frl	fire resistance level
fsl	floor surface level
fw	floor waste
gar	garage
gl	glass louvre window
gnd	ground
gnf	good neighbour style tmbr fence
gp	gully pit yard drain
gpd	glass panel door
hc	hose cock
hmpr	square arch hamper
hp	hotplates
ht	height
hw	hard wood
hws	hot water service
hwu	hot water unit
kd	kiln dried
ks	kitchen sink
lb	letterbox
ld	leaf diverter
ldng	landing
ldy	laundry
lin	linen
mb	meter box
mf	selected pty metal fascia
mg	selected pty metal gutter
mpr	multi-purpose room
mw	microwave
n	nominal
n	north
nom	nominal
nrg	pty greenboard cladding
ns	natural surface
nsl	natural surface level
o	open
obs	obscure glazing
oh	overhead and/or overhang
omp	outer most projection
pb	painted brick
pc	parapet capping
pdr	powder room
pf	painted finish
pfc	parallel flange channel
ph	pitching height
pld	auto panel lift door
pos	private open space
ps	plumbing stack
ptry	pantry
pty	proprietary
r	robe
ra	return air vent
rb	rubbish bin
rd	roller door
ref	refrigerator
rh	rangehood
rl	relative level
rm	rendered masonry
rsr	riser
rwo + s	rain water outlet
rwt	rain water tank
s	south
sa	smoke detector alarm
sc	self closing
sd	soap dish
se	sewer
sf	stone finish
sgd	sliding glass door
shr	shower
shs	square hollow section
sl	self locking
sm	shower mixer
smd	smoke detector
sp	survey plan
sr	shower rose
st	solar tube skylight/vent
stc	sound transmission class
sv	stone veneer
sw	sliding window or storm water
t	laundry tub
tc	texture coating
tmbr	timber
tp	treated pine
tr	towel rail / ring
trh	toilet roll holder
tv	timber veneer
typ	typical
ubo	under bench oven
uno	unless noted otherwise
upvc	unplasticised poly vinyl chloride
wb	weatherboard
wc	water closet/toilet
wir	walk in robe
wm	washing machine
wo	wall oven

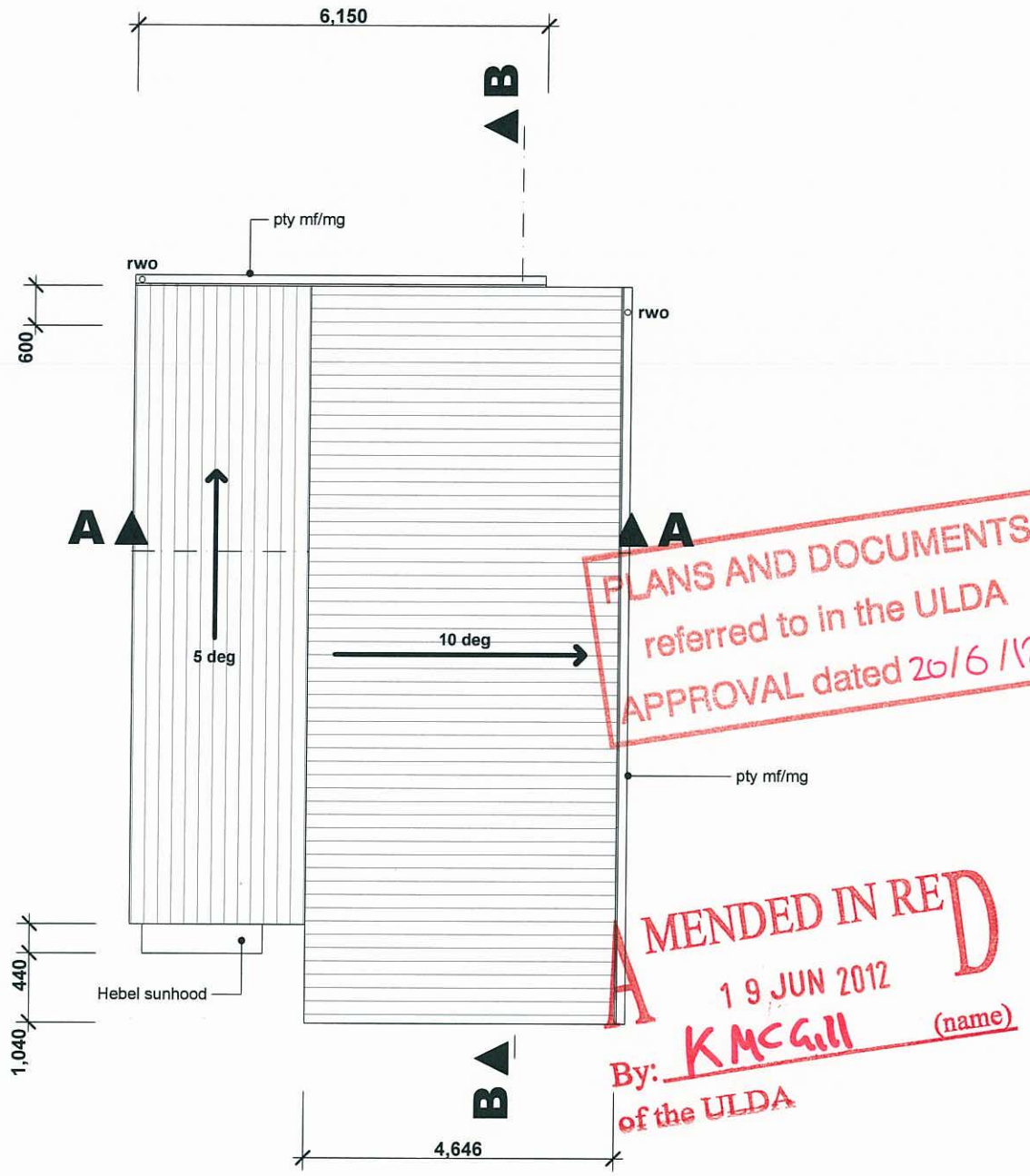

PLANS AND DOCUMENTS referred to in the ULDA APPROVAL dated 20/6/12

AMENDED IN RED
19 JUN 2012
By: KMcGill (name)
of the ULDA

Not part of this approval

This plan may not be photocopied without the express written authority of the Urban Land Developement Authority (ULDA). The copyright of these drawings remains in the ownership and control of the ULDA unless express written permission has been granted otherwise.

Contours and other base site data shown on this drawing have been derived from a combination of sub-consultant drawings obtained in digital format.

This Drawing was prepared for the purpose and exclusive use of the ULDA to obtain builder's indicative prices for the construction of the dwelling represented herewith and not for construction or any other use.

degenhart SHEDD Pty Ltd accepts no responsibility for loss or damage caused to any person who may rely on the information for any purpose for which it was not intended.

The Builder is responsible for the site verification of all dimensions. Figured dimensions take precedance over scaled values. DO NOT SCALE DRAWINGS.

AMMENDMENTS

A	12.09.11	Client Review/Approval	ap	AD
B	13.09.11	Preliminary DA Information	ap	AD
C	16.09.11	Issued for Builder's Pricing	ad	AD

urban land development authority

N

Homegrown Design Collection

Client: Urban Land Development Authority

Project Name

Status: DD | Date: 16.09.11
Scale: 1:100 @ A3 | Drawn by: ad

Drawing Title: **Roof Plan & Legend**

Project No: ULD009 **111-04 C** | Drawing No.: **DD 02.02**

TYPE C2

degenhart SHEDD

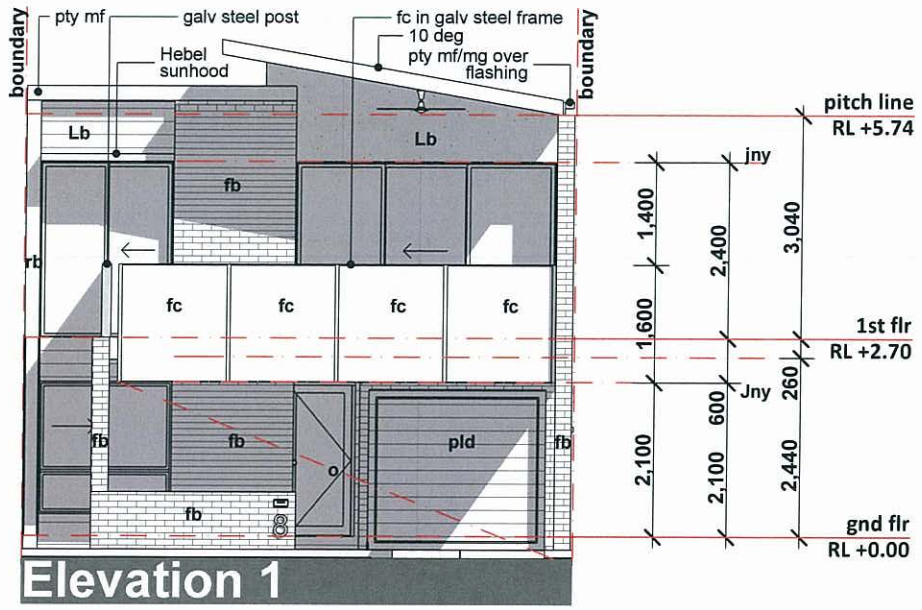

Elevation 1

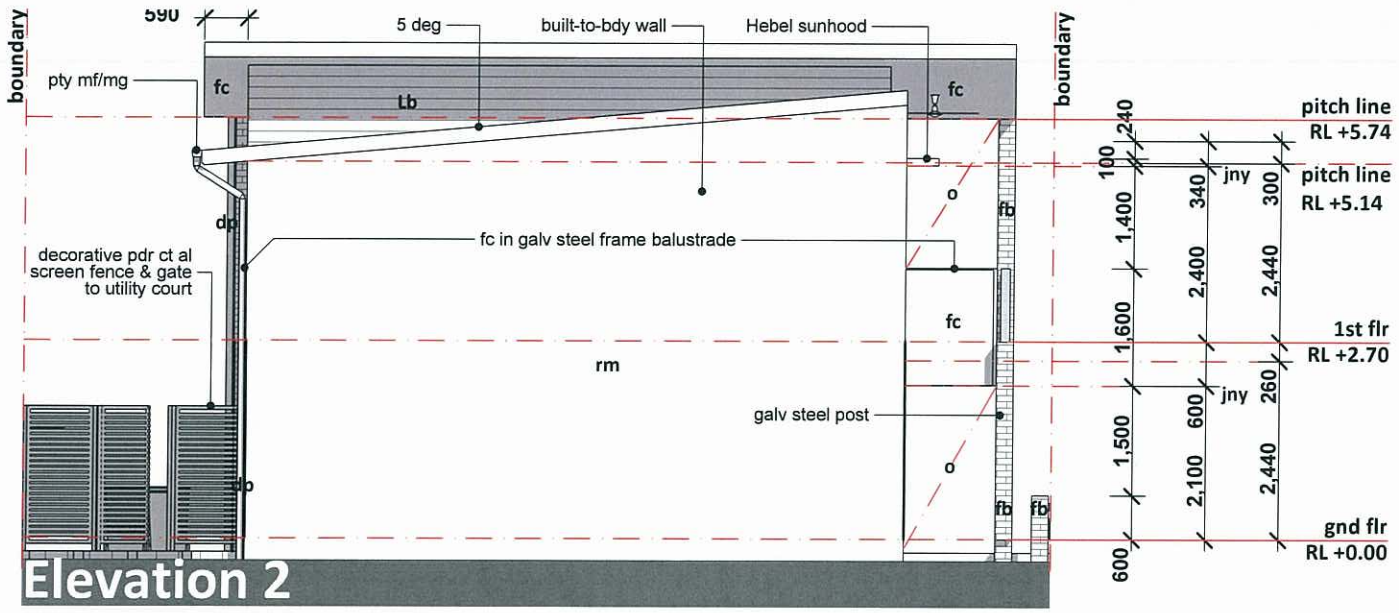

Elevation 2

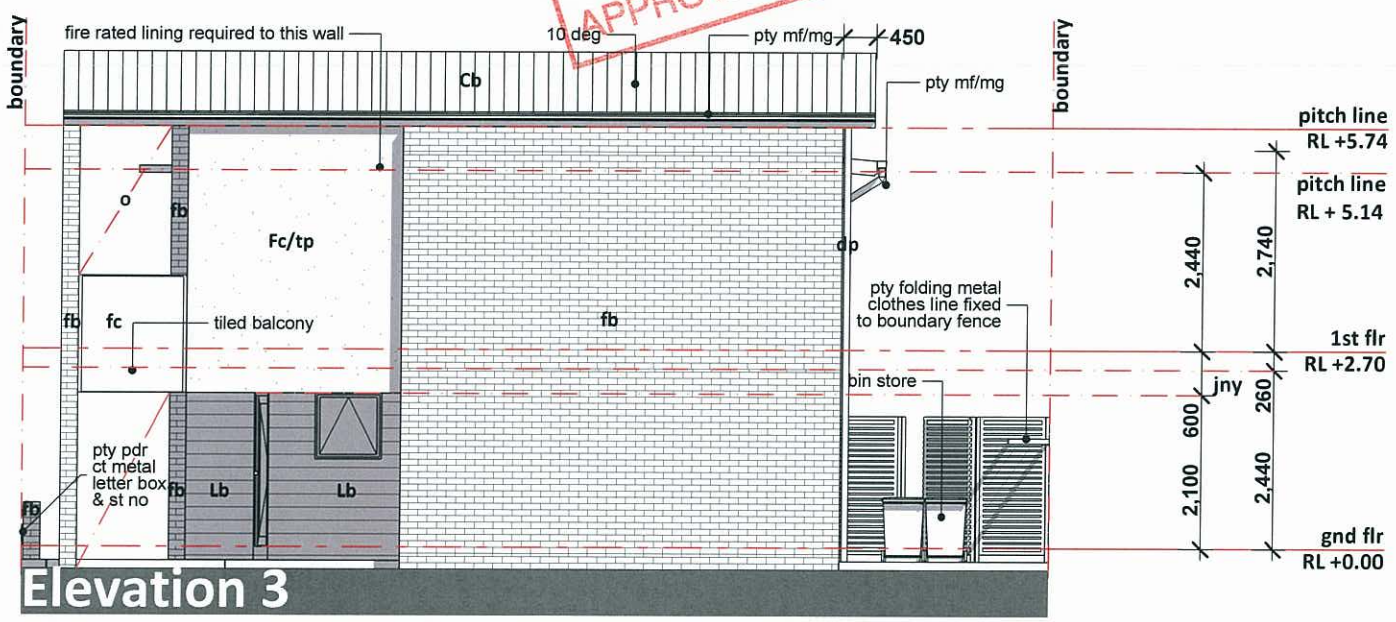

Elevation 3

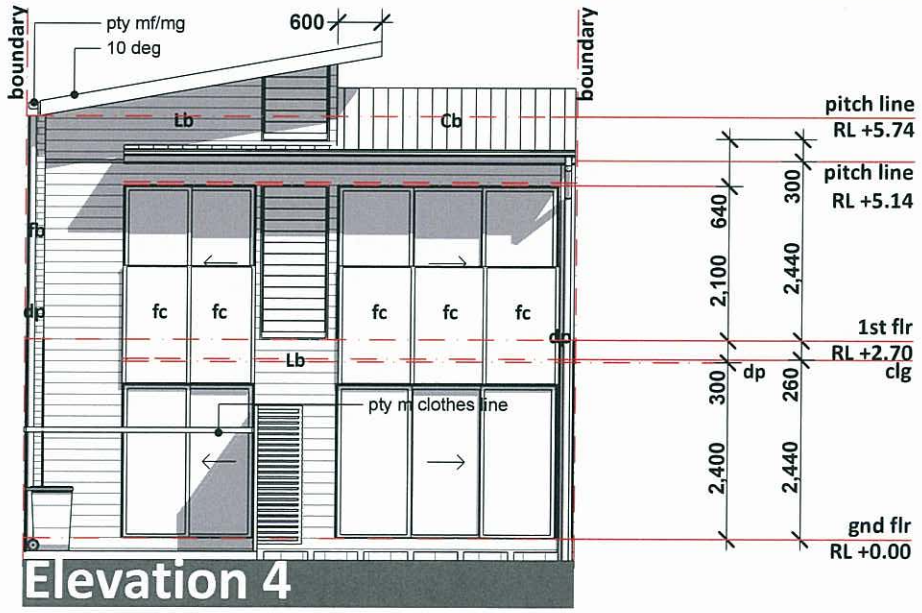

Elevation 4

PLANS AND DOCUMENTS referred to in the ULDA APPROVAL dated 20/6/12

TYPE C2

This plan may not be photocopied without the express written authority of the Urban Land Developement Authority (ULDA). The copyright of these drawings remains in the ownership and control of the ULDA unless express written permission has been granted otherwise.

Contours and other base site data shown on this drawing have been derived from a combination of sub-consultant drawings obtained in digital format.

This Drawing was prepared for the purpose and exclusive use of the ULDA to obtain builder's indicative prices for the construction of the dwelling represented herewith and not for construction or any other use.

degenhartSHEDD Pty Ltd accepts no responsibility for loss or damage caused to any person who may rely on the information for any purpose for which it was not intended.

The Builder is responsible for the site verification of all dimensions. Figured dimensions take precedance over scaled values. DO NOT SCALE DRAWINGS.

AMMENDMENTS

A	12.09.11	Client Review/Approval	ap	AD
B	13.09.11	Preliminary DA Information	ap	AD
C	16.09.11	Issued for Builder's Pricing	ad	AD

urban land development authority

Homegrown Design Collection

Client: Urban Land Development Authority

Project Name: Lot 4 - Stem Outlook Terrace (C)

Status: DD | Date: 16.09.11

Scale: 1:100 @ A3 | Drawn by: ad

Drawing Title: **Elevations**

Project No: ULD009 **111-04 C** | Drawing No.: **DD 03.01**

degenhart SHEDD

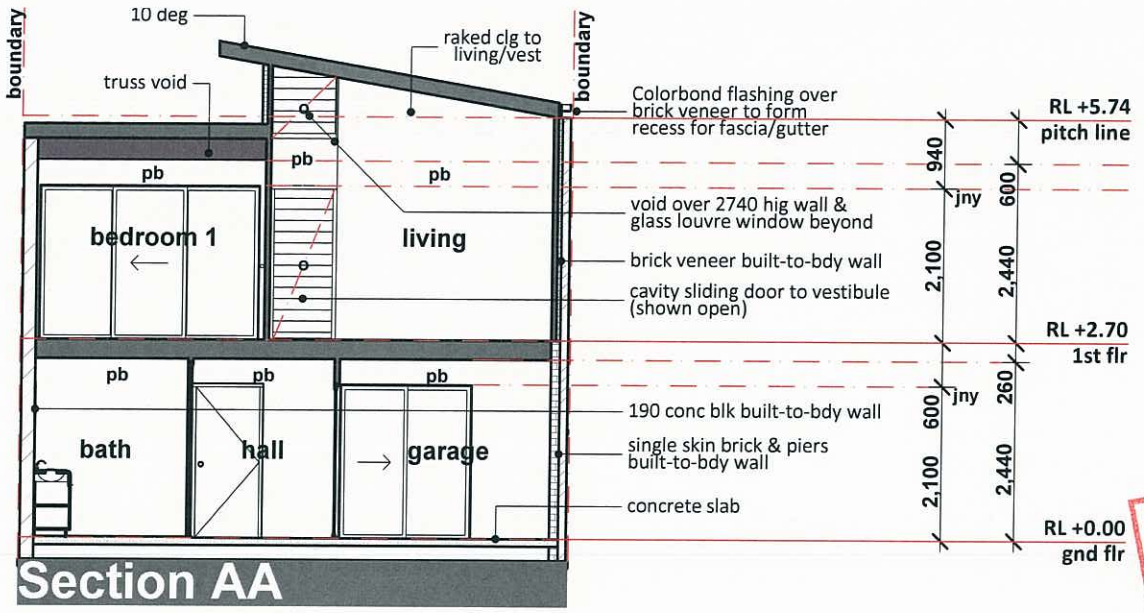

PLANS AND DOCUMENTS referred to in the ULDA APPROVAL dated 20/6/12

TYPE C2

This plan may not be photocopied without the express written authority of the Urban Land Developement Authority (ULDA). The copyright of these drawings remains in the ownership and control of the ULDA unless express written permission has been granted otherwise.

Contours and other base site data shown on this drawing have been derived from a combination of sub-consultant drawings obtained in digital format.

This Drawing was prepared for the purpose and exclusive use of the ULDA to obtain builder's indicative prices for the construction of the dwelling represaented herewith and not for construction or any other use.

degenhart SHEDD Pty Ltd accepts no responsibility for loss or damage caused to any person who may rely on the information for any purpose for which it was not intended.

The Builder is responsible for the site verification of all dimensions. Figured dimensions take precedance over scaled values. DO NOT SCALE DRAWINGS.

AMMENDMENTS

A	12.09.11	Client Review/Approval	ap	AD
B	13.09.11	Preliminary DA Information	ap	AD
C	16.09.11	Issued for Builder's Pricing	ad	AD

urban land development authority

Homegrown Design Collection

Client: Urban Land Development Authority

Project Name: **Lot 4 - Stem Outlook Terrace (C)**

Status: DD | Date: 16.09.11

Scale: 1:100 @ A3 | Drawn by: ad

Drawing Title: **Sections**

Project No: ULD009 **111-04 C** | Drawing No.: **DD 04.01**

degenhart SHEDD