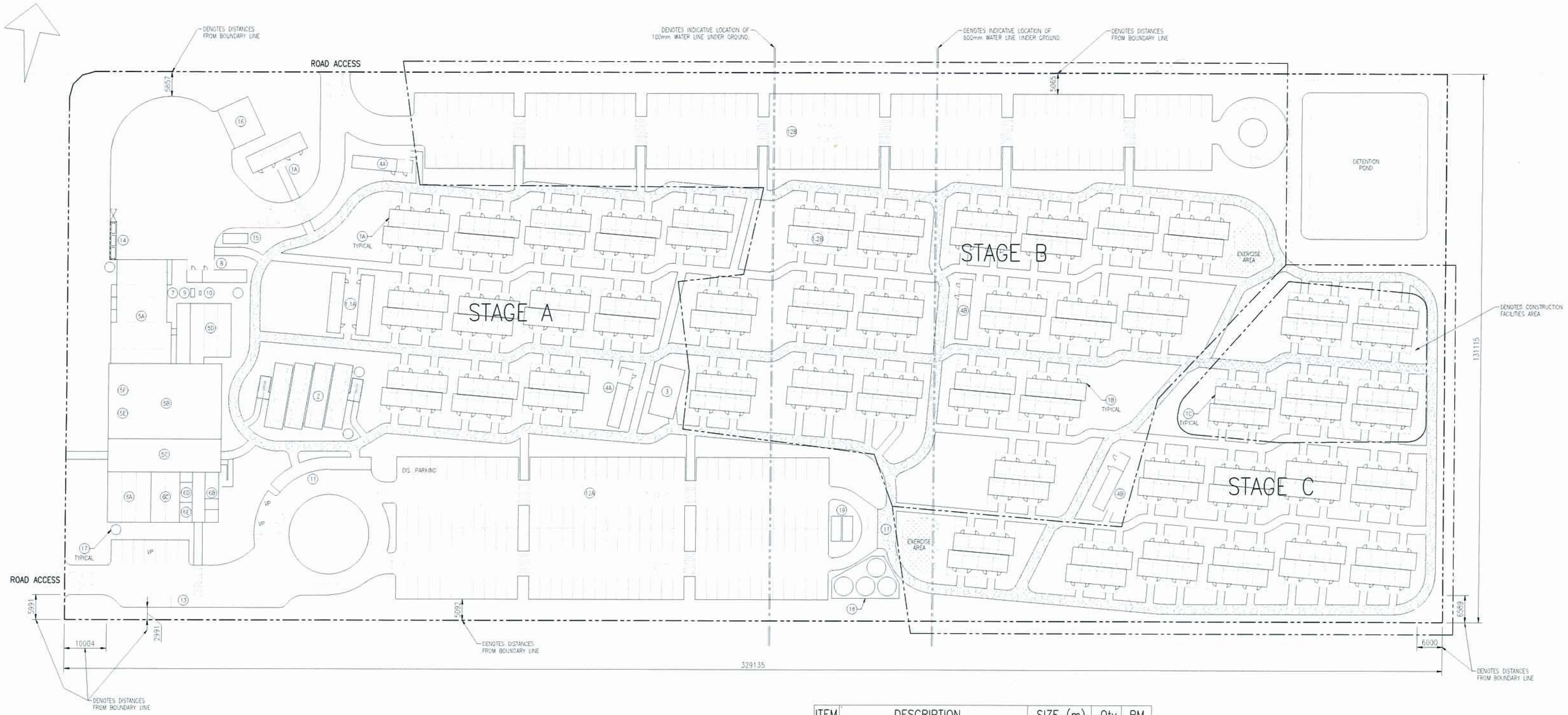

ITEM	DESCRIPTION	SIZE (m)	Qty	RM
1A	STAFF QUARTERS - 4 PERSON	14.4 x 4.2	25	100
1.1A	STAFF QUARTERS - 2 PERSON - PWD	14.4 x 3.25	2	4
2	LIVING QUARTERS (2 STOREY) - 16 PERSON	18.5 x 15.5	1	16
		STAGE 1 - TOTAL		120
1B	STAFF QUARTERS - 4 PERSON	14.4 x 4.2	35	140
1.2B	STAFF QUARTERS - 3 PERSON	14.4 x 4.2	1	3
		STAGE 2 - TOTAL		143
1C	STAFF QUARTERS - 4 PERSON	14.4 x 4.2	30	120
		STAGE 3 - TOTAL		120
		TOTAL ROOMS		383
3	BBQ AREA	12 x 6	1	
4A	LAUNDRY / LINEN STORE W/ CLOTHESLINE	14.4 x 2.5	2	
4B	LAUNDRY / LINEN STORE W/ CLOTHESLINE	14.4 x 2.5	2	
5	A - KITCHEN	14.4 24.8	1	
	B - DINNING	27 x 18		
	C - OUTDOOR DINING			
	D - CRIB	14.4 x 13	1	
	E - ADMIN. OFFICE			
	F - FIRST AID			
6	A - GYM	26.5 x 12	1	
	B - TOILETS - MFD			
	C - T.V. ROOM			
	D - ICE ROOM			
	E - COMMS. ROOM			
7	GREASE TRAP	-	1	
8	LINEN / CLEANERS STORE	14.4 x 3	1	
9	GENSET AREA	-	2	
10	MAIN SWITCH BOARD	-	1	
11	BUS STOP	-	2	
12A	CAR PARK (Inc. DISABLED PARKS)	-	147	
12B	CAR PARK	-	131	
13	MINI-BUS PARKING AREA	-	3	
14	BIN STORAGE	-	1	
15	HAZCHEM CONATINER	6 x 2.4	1	
16	MAINTENANCE SHED	10 x 8	1	
17	WATER TANK - RAIN	-	7	
18	WATER TANK - POTABLE	-	4	
19	WATER TANK - PUMPING SYSTEMS	-	2	

PLANS AND DOCUMENTS referred to in the ULDA APPROVAL dated 12/9/12

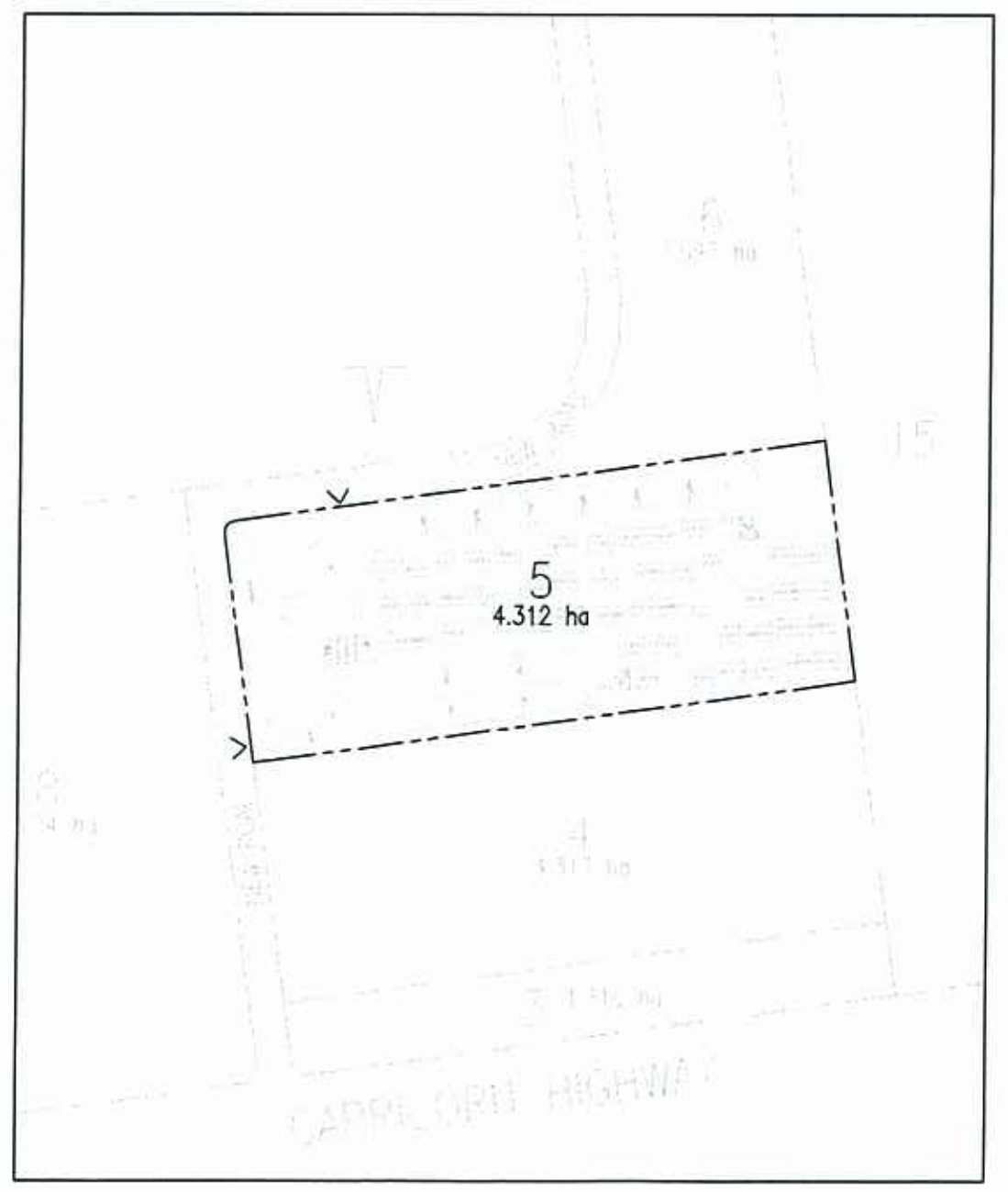

INDICATIVE KEY PLAN
SCALE 1:2500

SCALE BAR
NOTE: SCALE ONLY TO BE USED WHEN PRINTED ON 'A1' PAPER.

Issue	Date	Description	By	Check
C	20.08.12	DRAWING NAME REVISED	KT	
B	01.08.12	SITE STAGING CLARIFIED	KT	
A	AS NOTED	ORIGINAL		

AUSCO MODULAR

COPYRIGHT AUSCO MODULAR PTY LTD MAY NOT BE REPRODUCED OR ITS CONTENTS DIVULGED WITHOUT WRITTEN AUTHORITY

Title: SITE PLAN AND PLAN OF DEVELOPMENT
—
Project: STAYOVER ON CAPRICORN
—
Client: STAYOVER BY AUSCO
—
—

Drawn By	Drawn Date	Scale		
KYOSTI	31.01.12	1/250		A0
Checked By	Check Date	DIMENSIONS ARE IN MM DO NOT SCALE		

Dwg No. 14552-001 Issue C

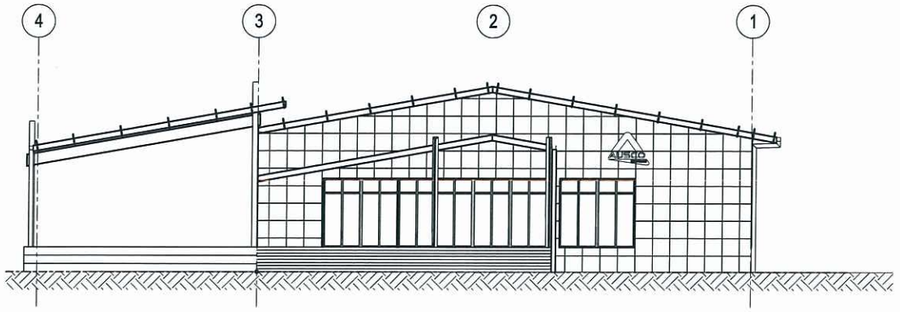

EASTERN ELEVATION
SCALE 1:50

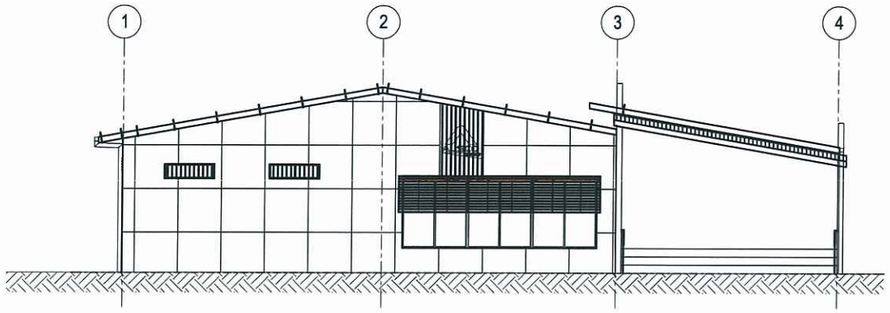

WESTERN ELEVATION
SCALE 1:50

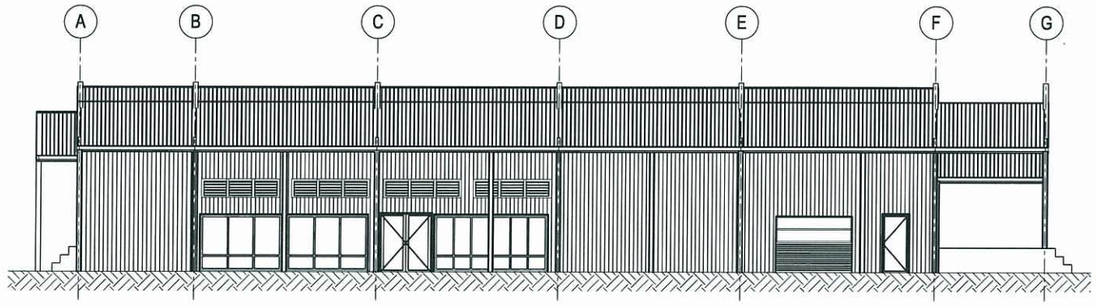

SOUTHERN ELEVATION
SCALE 1:50

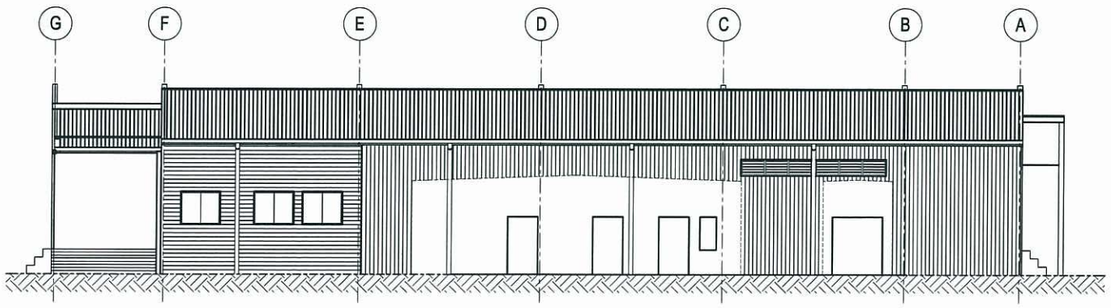

NORTHERN ELEVATION
SCALE 1:50

PLANS AND DOCUMENTS referred to in the ULDA APPROVAL dated 12/9/12

BUILDING INFORMATION	
SERIAL NUMBER	T.B.A.
CEILING HEIGHT	2705mm
BUILDING HEIGHT	3270mm
DESTINATION/STATE	T.B.A

ENGINEERING INFORMATION	
DESIGN WIND SPEED	B190
LIFTING CAPACITY	5.0t
DISTRIBUTED FLOOR LOAD	3.0kPa
CONCENTRATED FLOOR LOAD	4.5kN

DWG DISTRIBUTION

CONT.	PURCH.	MANU.	ELECT.	PLUMB.	Q/A.
–	–	–	–	–	–
TRANS.	SITE	HIRE	CONSU.	SPARE	SPARE
–	–	–	–	–	–

APPROVED FOR MANUFACTURE ON BEHALF OF:

NAME (PRINT):.....

COMPANY POSITION:.....

SIGNATURE:.....

DATE:.....

SYMBOL LEGEND

18W FLUORO	LIGHT SWITCH	TV TELEVISION OUTLET
36W FLUORO	LIGHT SWITCH WP	
2x36W FLUORO	LIGHT SW' 2 WAY	TP TELEPHONE OUTLET
DIFFUSED FLUORO	LIGHT SW' DBL	
18W FLUORO WP	S/OUTLET 10amp	DC DATA COM. OUTLET
EXT 18W VANDALITE	S/OUTLET 10A DBL	
EXT 18W VANDALITE	S/OUTLET 15amp	DRAW WIRE
8W BED LAMP	S/OUTLET 20amp	FIRE EXTINGUISHER
BULKHEAD LIGHT	ISOLATOR SWITCH	WATER INLET
INCAND' LIGHT	SWITCHBOARD	WASTE OUTLET
WELL GLASS LHT	POWER ENTRY	HOSE COCK
OYSTER LIGHT	JUNCTION BOX	FLOOR WASTE
EXIT LIGHT	SMOKE ALARM	COAT HOOK
EMERG' LIGHT	EXTRACTOR FAN	DUAL COAT HOOKS

Issue	Date	Description	By	Check
A	AS NOTED	ORIGINAL		

FORM No CDWGPFCO

AUSCO MODULAR

COPYRIGHT AUSCO MODULAR PTY LTD MAY NOT BE REPRODUCED OR ITS CONTENTS DIVULGED WITHOUT WRITTEN AUTHORITY

Title
ELEVATIONS (B190)

Project
DINER AREA

Client
AUSCO STAYOVER
STAYOVER ON CAPRICORN

Drawn By	Drawn Date	Scale	
G.M	MAY 12	1:150	A2
Checked By	Check Date	DIMENSIONS ARE IN MM DO NOT SCALE	

Project No.
Order No.

Dwg No.	Sheet	Issue
14552–014	2 of 3	A

FINISHES SCHEDULE

ITEM	DESCRIPTION	COLOUR

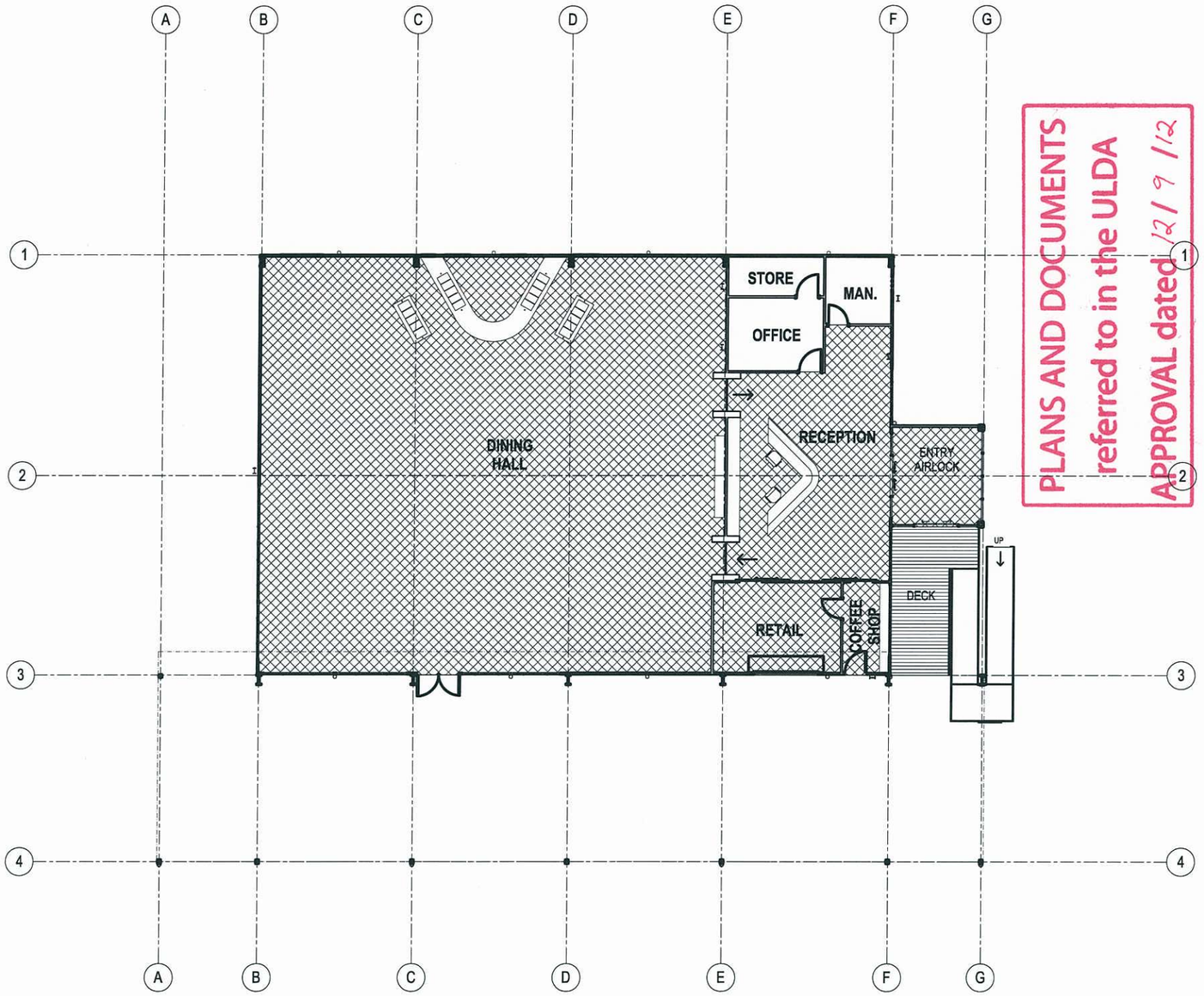

PLANS AND DOCUMENTS referred to in the ULDA APPROVAL dated 12/9/12

GENERAL NOTES

A/C'S, PLUMBING, FURNITURE & OTHER SCHEDULE

TAG	QTY	DESCRIPTION

DOOR & WINDOW SCHEDULE

TAG	QTY	ITEM	DESCRIPTION	COLOUR

BUILDING INFORMATION

SERIAL NUMBER	T.B.A.
CEILING HEIGHT	2705mm
BUILDING HEIGHT	3270mm
DESTINATION/STATE	T.B.A

ENGINEERING INFORMATION

DESIGN WIND SPEED	B190
LIFTING CAPACITY	5.0t
DISTRIBUTED FLOOR LOAD	3.0kPa
CONCENTRATED FLOOR LOAD	4.5kN

DWG DISTRIBUTION

CONT.	PURCH.	MANU.	ELECT.	PLUMB.	Q/A.
–	–	–	–	–	–
TRANS.	SITE	HIRE	CONSU.	SPARE	SPARE
–	–	–	–	–	–

APPROVED FOR MANUFACTURE ON BEHALF OF:

NAME (PRINT):.....

COMPANY POSITION:.....

SIGNATURE:.....

DATE:.....

SYMBOL LEGEND

18W FLUORO	LIGHT SWITCH	TV TELEVISION OUTLET
36W FLUORO	LIGHT SWITCH WP	
2x36W FLUORO	LIGHT SW' 2 WAY	TP TELEPHONE OUTLET
DIFFUSED FLUORO	LIGHT SW' DBL	
18W FLUORO WP	S/OUTLET 10amp	DC DATA COM. OUTLET
EXT 18W VANDALITE	S/OUTLET 10A DBL	
EXT 18W VANDALITE	S/OUTLET 15amp	DRAW WIRE
8W BED LAMP	S/OUTLET 20amp	FIRE EXTINGUISHER
BULKHEAD LIGHT	ISOLATOR SWITCH	WATER INLET
INCAND' LIGHT	SWITCHBOARD	WASTE OUTLET
WELL GLASS LHT	POWER ENTRY	HOSE COCK
OYSTER LIGHT	JUNCTION BOX	FLOOR WASTE
EXIT LIGHT	SMOKE ALARM	COAT HOOK
EMERG' LIGHT	EXTRACTOR FAN	DUAL COAT HOOKS

Issue	Date	Description	By	Check
A	AS NOTED	ORIGINAL		

FORM No GDWOPFCO

AUSCO MODULAR

COPYRIGHT AUSCO MODULAR PTY LTD MAY NOT BE REPRODUCED OR ITS CONTENTS DIVULGED WITHOUT WRITTEN AUTHORITY

Title: FLOOR PLAN (B190)

Project: DINER AREA

Client: AUSCO STAYOVER
STAYOVER ON CAPRICORN

Drawn By	Drawn Date	Scale	
G.M	MAY 12	1:150	A2

Checked By | Check Date | DIMENSIONS ARE IN MM DO NOT SCALE

Project No. | Order No.

Dwg No. 14552–014 | Sheet 1 of 3 | Issue A

FINISHES SCHEDULE

STEELWORK		
CHASSIS	150UB14 @ 2000mm CRS	SUBFRAME BLACK
INT. BEAMS	EXPOSED PAINTED	T.B.A
EXT. POSTS	EXPOSED PAINTED	T.B.A
HANDRAILS	ALUMINIUM, POWDER COATED	T.B.A
FLOORING		
FLOORING	19mm T&G F11 PLYWOOD	GENERAL AREAS
FLOORING	18mm CFC	SHOWER AREAS
	(GRADED AS PER REGIONAL REQ.)	
FLOORING GYM	2x19mm T&G F11 PLYWOOD	–
FLOOR COVERING	RUBBER TILES	BLACK
FLOOR COVERING	CARPET, COMMERCIAL, DIRECT STICK	T.B.A
TOILET/ICE ROOM	VINYL, 2.0mm NON-SLIP	–
DECKING	TIMBER, REEDED 90x19	–
WALLS		
WALL STUDS	STEEL FRAME, 75mm @ 400 CRS	–
EXTERNAL WALL TYPE 1:		
PART EASYLAP/PART CUSTOM ORB (REFER TO SHEET 2, ELEVATIONS)		
EXT. LINING	8.5mm EASYLAP PANEL (PAINTED)	REFER SHEET 2
EXT. LINING	CCS CUSTOM ORB PROFILE	REFER SHEET 2
EXTERNAL CELESTORY WALL:		
EXT. LINING	CCS CUSTOM-ORB PROFILE	T.B.A
EXT. CORNER	CCS	T.B.A
C'STORY FLASHING	ZINCALUME	ZINCALUME
INSUL. EXT WALLS	INSULCO R2.0 75mm ACOUSTITHERM	–
INT. LINING (TOILET)	PLASTERBOARD, 10mm ('H' MOULD)	WHITE SMOKE
INT. LINING (ICE)	PLASTERBOARD, 10mm ('H' MOULD)	WHITE SMOKE
INT. LINING (COMMS)	PLASTERBOARD, 10mm ('H' MOULD)	WHITE SMOKE
INT. LINING (INTERNET)	PLASTERBOARD, 10mm ('H' MOULD)	WHITE SMOKE
INT. LINING (TV/GYM)	PLASTERBOARD, 10mm ('H' MOULD)	WHITE SMOKE
INT. CORNERS	SOFT LEGGED TEE	WHITE SMOKE
CORNICE	'D' MOULD	BLACK
ROOF/CEILING		
CEILING STUDS	STEEL FRAME, 75mm @ 400 CRS	
	W/ 60mm TOP HAT @ 800 CRS	–
ROOF SHEETING	SUPERDEK	T.B.A
EXT FASCIA BARGE	CCS	T.B.A
EXT FASCIA EAVE	CCS	T.B.A
FASCIA GUTTER	CCS	T.B.A
DOWNPIPE	CCS	T.B.A
TV/GYM/INTERNET:		
INSUL. CEILING	R4.0 GLASSWOOL 190mm BATTS	–
CEILING LINING	PLASTERBOARD, 10mm ('H' MOULD)	WHITE SMOKE
TOILET/ICE/COMMS:		
INSUL. CEILING	R1.5 GLASSWOOL 75mm BATTS	–
CEILING LINING	PLASTERBOARD, 10mm ('H' MOULD)	WHITE SMOKE
VERANDAH & EAVE:		
CEILING LINING	VERSILUX, 6mm ('H' MOULD)	WHITE SMOKE
	CCS	T.B.A
ELECTRICAL		
	JUNCTION BOX 2100mm AFL	–
LOAD CENTRE	48 POLE, 3 PHASE @ 2000mm AFL	–
COMPLEXING		
ROOF JOIN	LAP ROOF SHEETS	–
EXTERNAL CELESTORY:		
EXT. WALL JOIN	CCS STRIP	T.B.A
INT. WALL JOIN	MDF STRIP	WHITE
CABINETRY		
CUPBOARD	LAMINATED TOP W/SPLASHBACK	T.B.A.
	MELAMINE DOORS/DRAWERS	WHITE
	MELAMINE CARCASS	WHITE
COUNTER	LAMINATED TOP	T.B.A.
	STEEL LEGS	CHROME
ITEM	DESCRIPTION	COLOUR

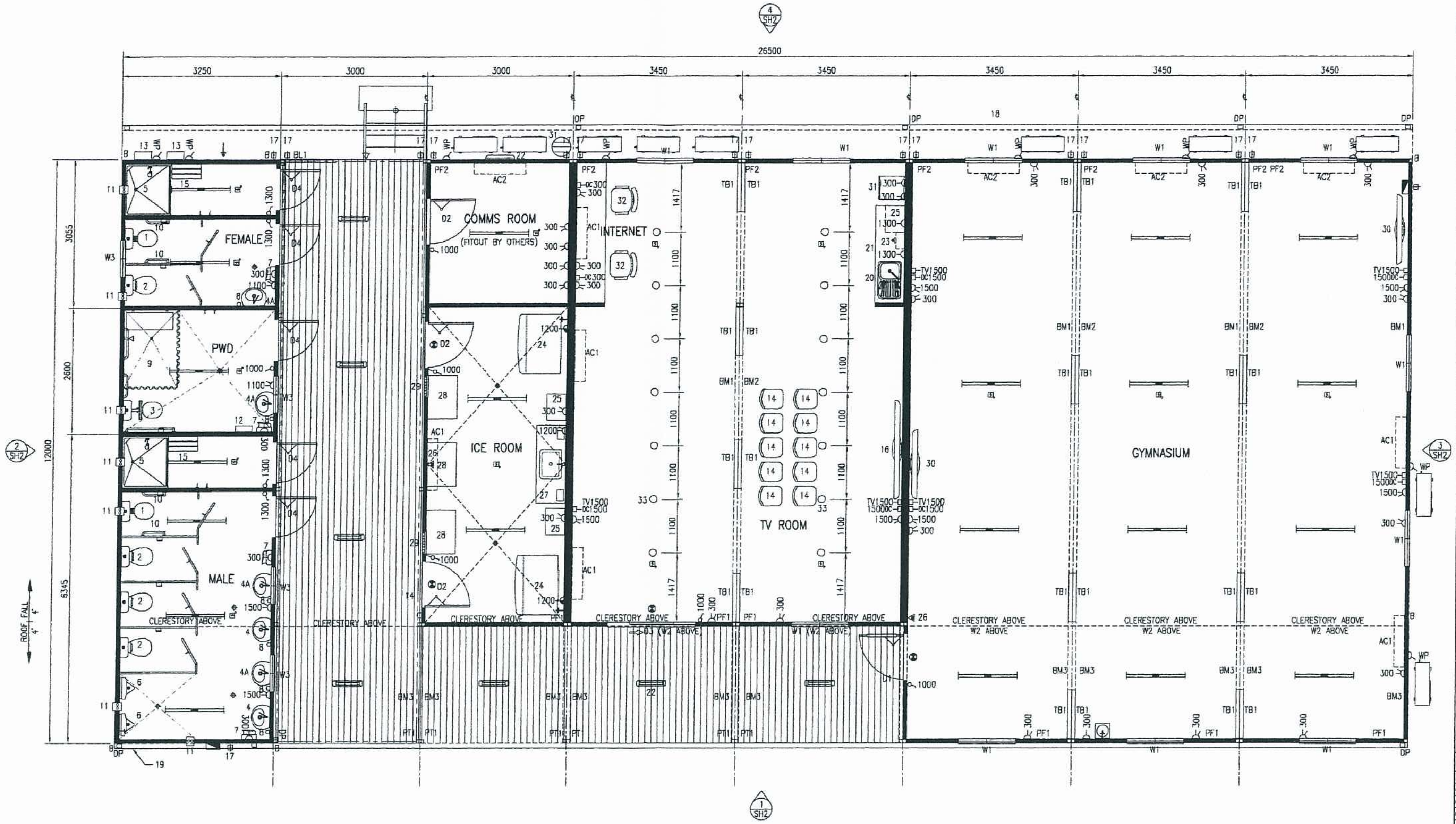

BUILDING INFORMATION

SERIAL NUMBER	T.B.A.
CEILING HEIGHT	3320/2705mm
BUILDING HEIGHT	3830mm APPROX.
DESTINATION/STATE	T.B.A

ENGINEERING INFORMATION

DESIGN WIND SPEED	B190
LIFTING CAPACITY	5.0t
DISTRIBUTED FLOOR LOAD	3.0kPa
CONCENTRATED FLOOR LOAD	2.7kN

DWG DISTRIBUTION

CONT.	PURCH.	MANU.	ELECT.	PLUMB.	Q/A.
–	–	–	–	–	–
TRANS.	SITE	HIRE	CONSU.	SPARE	SPARE
–	–	–	–	–	–

PLANS AND DOCUMENTS
referred to in the ULDA
APPROVAL dated 12/9/12

GENERAL NOTES

1. PLEASE REFER TO SALES QUOTATION FOR ENGINEERING AND ENERGY CERTIFICATION REQUIREMENTS.
2. NO PROVISIONS FOR PLUMBING HARNESS HAS BEEN ALLOWED.
3. AIR-CONDITIONING HEADS TO BE INSTALLED BY AUSCO IN THE FACTORY, CONDENSERS ARE TO BE PACKED INTO THE BUILDING & INSTALLED ON SITE BY AUSCO CONSTRUCTION.
4. GYM EQUIPMENT BY CONSTRUCTION DIRECT TO SITE.

A/C'S, PLUMBING, FURNITURE & OTHER SCHEDULE

TAG	QTY	DESCRIPTION
33	14	LED DOWN LIGHTS W/ 10A GPO & DIMMER
32	2	CHAIR, CLERICAL c/w ARMS
31	1	BAR FRIDGE 129LT
30	2	TELEVISION LCD 40"
29	2	VENT – 450x450 W/ FILTER FITTED AT 450AFL TO UNDER SIDE
28	3	BENCH, S/S 900x600 FREESTANDING
27	1	BENCH, S/S 1800x600 W/ INBUILT SINK AND TAP H&C
26	1	FIRE EXTINGUISHER, DRY CHEMICAL – 4.5kG
25	3	WATER CHILLER – 60 GLASSES/HR
24	2	ICE MACHINE W/BIN C1448 657KG PRODUCTION– BH 122 BIN
23	1	HWS, TUDOR 'ZIP' UNDERBENCH 10.0L
22	2	LIGHT FLUORO VANDALITE 2x18W, MAINTAINED
21	1	CUPBOARD LAM. TOP, 2000x600x900h W/DRAWERS & SPLASHBCK
20	1	SINK, SS, 1 BOWL, 1 DRAINER, FLICKMIXER (H&C) – 765L
19	1	22900mm CCS GUTTER W/ DOWNPIPES (2)
18	1	22900mm CCS GUTTER W/ OFFSET DOWNPIPES (6)
17	8	COMPLEX LOOPING JUNCTION BOX
16	1	TELEVISION LCD 50"
15	2	BENCH SEATING – 600x300mm
14	10	TUB CHAIR, BY STAYOVER
13	2	HWS, GAS LPG 27L RHEEM W/ WP BOX
12	1	SHELF, STAINLESS STEEL – 350x125mm @ 900mm AFFL.
11	6	EXHAUST FAN, 150mm WALL MOUNT
10	4	GRAB RAILS 450mm x 450mm. (REFER NOTE '6')

A/C'S, PLUMBING, FURNITURE & OTHER SCHEDULE

TAG	QTY	DESCRIPTION
9	1	SHOWER DISABLED, W/ FLICKMIXER, CURTAIN, SEAT & GRAB RAILS
8	6	SOAP DISPENSER
7	4	HAND DRYER, DYSON AIRBLADE
6	2	URINAL, VC, WALL MOUNT
5	2	SHOWER, FIBREGLASS, 1050x900mm W/ FLICKMIXER & CURTAIN
4A	4	HAND BASIN, VC, W/LEVER TAPSET & 950x350 MIRROR
4	2	HAND BASIN, VC, W/LEVER TAPSET
3	1	TOILET SUITE, DISABLED W/ GRABRAILS, BACKREST, BLUE SEAT
		& TOILET PAPER HOLDER (REFER NOTE '8')
2	4	TOILET SUITE, DUAL FLUSH W/ CUBICLE & TOILET PAPER HOLDER
1	2	TOILET SUITE, AMBULANT W/ CUBICLE & TOILET, BLUE SEAT,
		PAPER HOLDER (REFER NOTE '6')
AC2	3	AIR-CONDITIONER, SPLIT SYSTEM, 2.5kW INVERTER W/
		ISOLATOR SWITCH – (REFER NOTE '3')
AC1	5	AIR-CONDITIONER, SPLIT SYSTEM, 5.0kW INVERTER W/
		ISOLATOR SWITCH – (REFER NOTE '3')
BL1	1	HANDRAIL, FCA B1 – 900mm
TB1	24	TRANSIT BRACE TO SUIT
BM3	8	2411mm BEAM 4° RAKED BEAM 75x4 SHS, CONCEALED
BM2	4	9486mm BEAM 4° RAKED BEAM 230PFC, EXP – LEFT HAND
BM1	4	9486mm BEAM 4° RAKED BEAM 230PFC, EXP – RIGHT HAND
PT1	5	2262mm POST 75x4 SHS EXP, WELD TO B/FRAME & BEAM
PF2	4	3450x2720/2715 PORTAL 75x4 SHS, WELD TO FLOOR & BEAM
PF1	4	3450x3386/3381 PORTAL 75x4 SHS, WELD TO FLOOR & BEAM

DOOR & WINDOW SCHEDULE

TAG	QTY	ITEM	DESCRIPTION	COLOUR
W3	4	WINDOW 350x755	FF ALUM. HS W/ TRIM	BLACK
		FLYSCREEN	FRAME ALUM/MESH FGLASS	BLACK
		GLASS	FLOAT	OBS
W2	5	WINDOW 300x1800	POLE OPERATED LOUVRES	BLACK
		FLYSCREEN	FRAME ALUM/MESH FGLASS	BLACK
		GLASS	FLOAT	CLEAR
W1	11	WINDOW 1800x1155	FF ALUM. HS W/ TRIM	BLACK
		FLYSCREEN	FRAME ALUM/MESH FGLASS	BLACK
		GLASS	FLOAT	CLEAR
		ACCESSORIES	VERTICAL BLINDS	WHITE

DOOR & WINDOW SCHEDULE

TAG	QTY	ITEM	DESCRIPTION	COLOUR
D4	5	DOOR EXT 2043x883	PLAIN METAL CCS	T.B.A
		DOOR CLOSER	DELAYED ACTION	–
		FRAME/TRIM	METAL/ALUMINIUM	T.B.A/BLACK
		HANDLE	LEVER ENTRANCE SET	SATIN CHROME
D3	1	DOOR EX 2100x1800	GLASS SLIDING	GREY
		FRAME/TRIM	ALUMINIUM/ALUMINIUM	BLACK
		HANDLE	D-HANDLE W/KEY LOCK	BLACK
		FLYSCREEN	FRAME ALUM/MESH FGLASS	BLACK
D2	3	DOOR EXT 2040x920	TIMBER SOLID CORE	T.B.A
		DOOR CLOSER	DELAYED ACTION	–
		FRAME/TRIM	ALUMINIUM/ALUMINIUM	BLACK
		HANDLE	LEVER ENTRANCE SET	SATIN CHROME
		BOTTOM SEALS	RP4T & RP95	N/A
D1	1	DOOR EXT 2040x920	TIMBER SOLID CORE VP	T.B.A
		DOOR CLOSER	DELAYED ACTION	–
		FRAME/TRIM	ALUMINIUM/ALUMINIUM	BLACK
		HANDLE	LEVER ENTRANCE SET	SATIN CHROME
		BOTTOM SEALS	RP4T & RP95	N/A
		GLASS	FLOAT	CLEAR

SYMBOL LEGEND

Issue	Date	Description	By	Check
D	30/08/12	SKIRTING ADDED TO ELEVATIONS	G.M	
C	30/08/12	REVISED EXTERNAL CLADDINGS	G.M	
B	17/08/12	ISSUED FOR APPROVAL	N.Sch	
A	AS NOTED	ORIGINAL		

FORM No COMCPFC0

AUSCO MODULAR

COPYRIGHT AUSCO MODULAR PTY LTD MAY NOT BE REPRODUCED OR ITS CONTENTS DIVULGED WITHOUT WRITTEN AUTHORITY

Title: FLOOR PLAN (B190)

Project: 12.0 x 22.9m DRY REC COMPLEX

Client: AUSCO STAYOVER
STAYOVER ON CAPRICORN

Drawn By	Drawn Date	Scale		
G.M	FEB 12	1:50		A1
Checked By	Check Date	DIMENSIONS ARE IN MM DO NOT SCALE		
Project No.		Order No.		
Dwg No. 14552-011		Sheet 1 of 2		Issue D

GENERAL NOTES:
1. FOR FURTHER DETAILS REFER FLOOR PLAN DRAWING

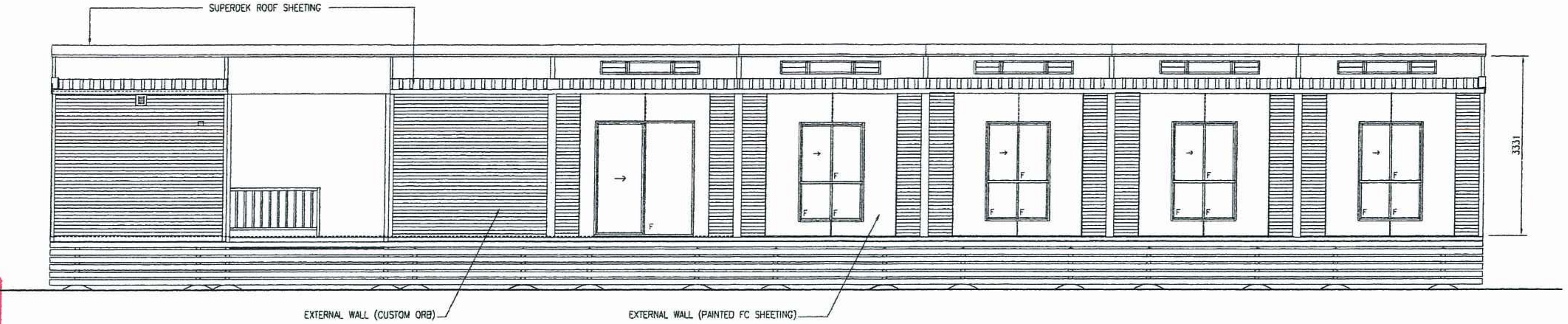

ELEVATION 1 SH1
SCALE 1:50

PLANS AND DOCUMENTS
referred to in the ULDA
APPROVAL dated 12/9/12

AMENDED IN RED
31 AUG 2012
By: Matt Toon (name)
of the ULDA

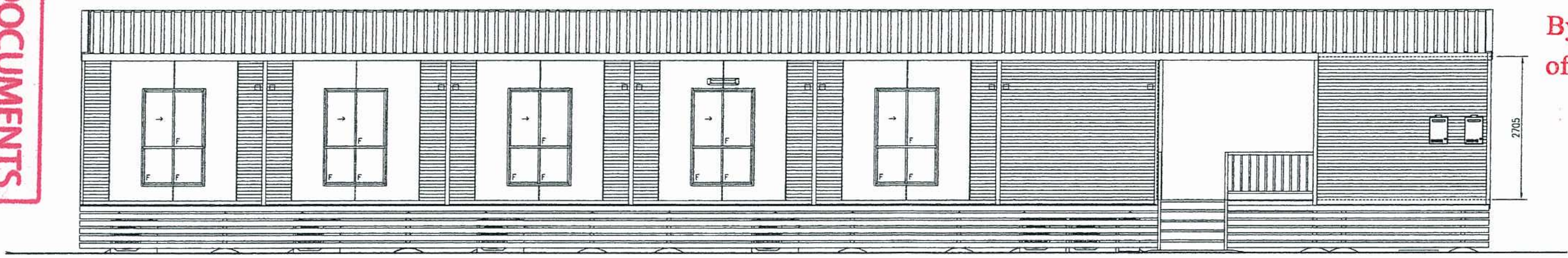

ELEVATION 4 SH1
SCALE 1:50

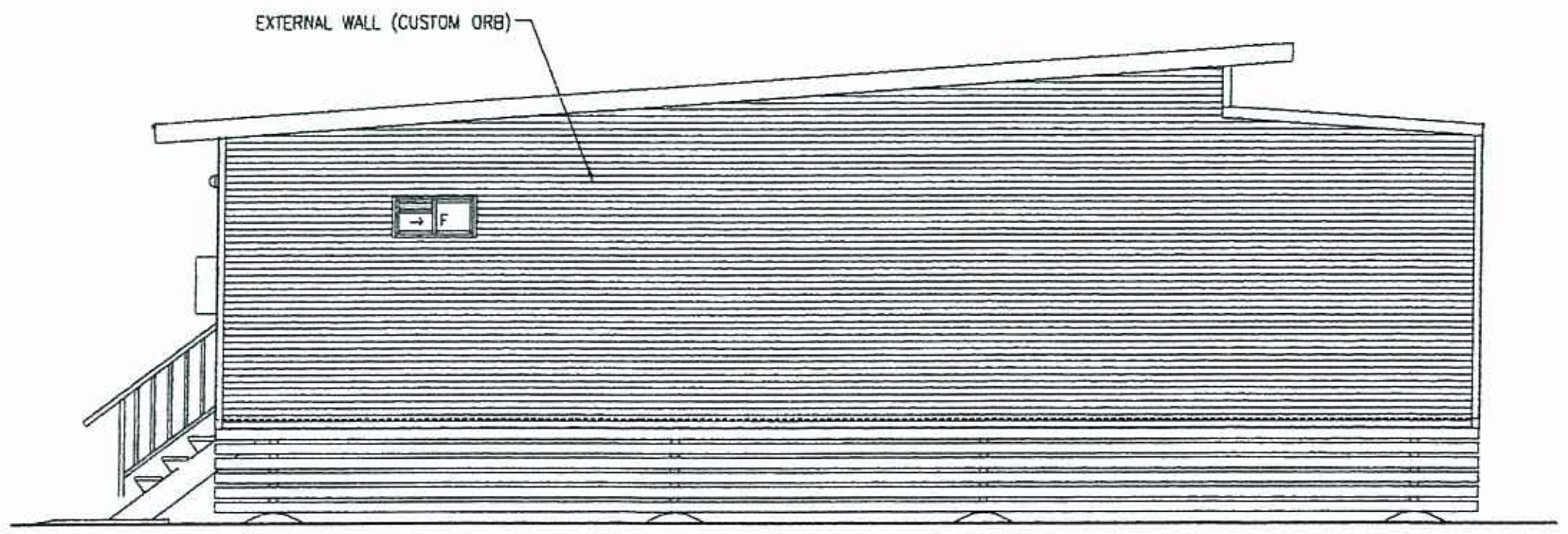

ELEVATION 2 SH1
SCALE 1:50

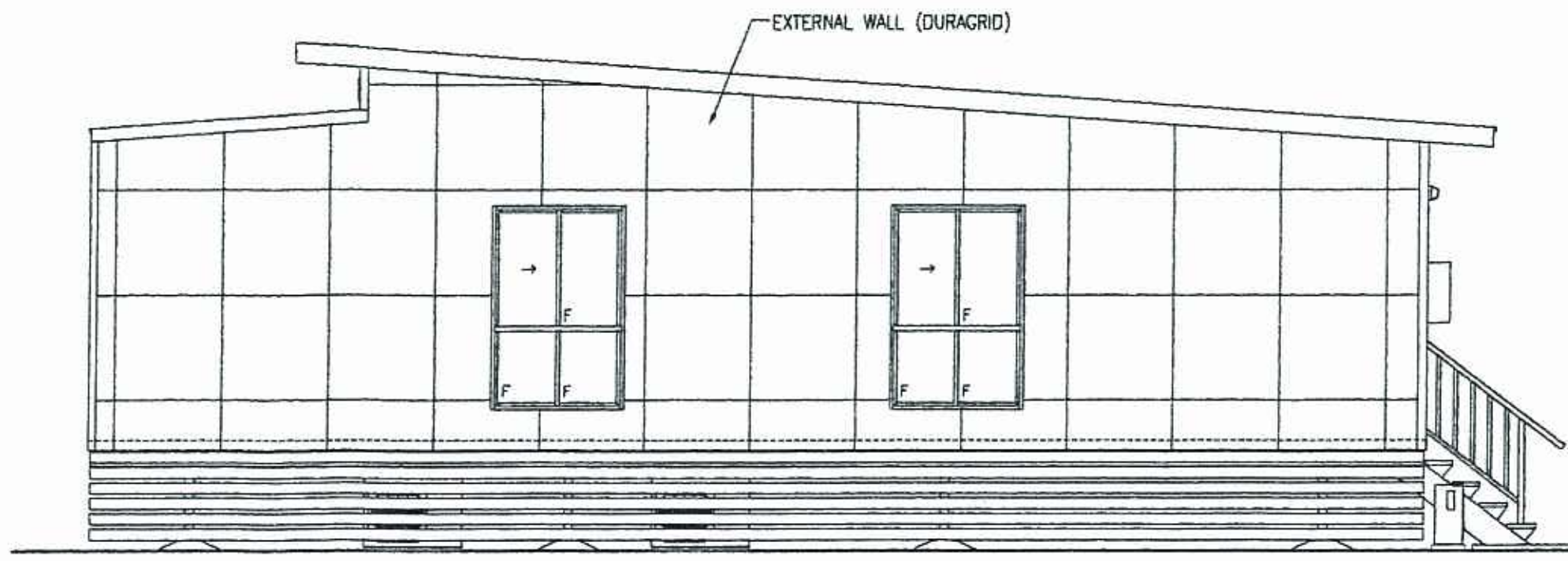

Western

ELEVATION 3 SH1
SCALE 1:50

*ALL DRAWINGS ARE INDICATIVE ONLY

Issue	Date	Description	By	Check
D	30/08/12	SKIRTING ADDED TO ELEVATIONS	G.N	
C	30/08/12	REVISED EXTERNAL CLADDINGS	G.N	
B	17/08/12	ISSUED FOR APPROVAL	N.Sch	
A	AS NOTED	ORIGINAL		

AUSCO MODULAR

COPYRIGHT AUSCO MODULAR PTY LTD MAY NOT BE REPRODUCED OR ITS CONTENTS DIVULGED WITHOUT WRITTEN AUTHORITY

Title: ELEVATIONS

Project: 12.0 x 26.5m DRY REC

Client: AUSCO STAYOVER STAYOVER ON CAPRICORN

Drawn By	Drawn Date	Scale		
G.M	FEB 12	1:75		A1
Checked By	Check Date	DIMENSIONS ARE IN MM DO NOT SCALE		

Project No.:
Order No.:

Dwg No.	Sheet	Issue
14552-011	2 of 2	D

FINISHES SCHEDULE — STEELWORK

ITEM	DESCRIPTION	COLOUR
FLOOR 1 & 2		
CHASSIS	180 PFC PERIMETER BASE	SUBFRAME BLACK
	W/ CENTRAL RAIL	
EXT. BEAMS	EXPOSED PAINTED	SURFMIST
INT. BEAMS	CONCEALED	-
EXT. POSTS	EXPOSED PAINTED	DEEP OCEAN
BALUSTRADING	PAINTED STEEL	GOLDEN YELLOW
		(1096)
FLOORS 3, 4 & 5 (COLD & FREEZER ROOMS)		
CHASSIS:	180PFC, LOW PROFILE PERIMETER	SUBFRAME BLACK
	DROPPED JOISTS TO COOL ROOMS	
INT. BEAMS	CONCEALED	-
FLOORS 6, 7, 8 & 9 (KITCHEN & PREPARATION AREA)		
CHASSIS:	180PFC, PERIMETER BASE	SUBFRAME BLACK
	W/ DOUBLE CENTRAL RAIL	
INT. BEAMS	CONCEALED	-
INT. POSTS	EXPOSED PAINTED	SURFMIST

FINISHES SCHEDULE — FLOORING

ITEM	DESCRIPTION	COLOUR
FLOOR 1 LOADING DOCK		
FLOORING	18mm CFC W/ 3.0mm ALUMINIUM	
	CHECKER PLATING	-
FLOORS 2-9 KITCHEN		
FLOORING	19mm T&G F11 PLYWOOD	-
FLOOR COVERING	3.0mm SLIP-RESISTANT VINYL WITH	ALTRO K30
	100mm RADIUS COVING UP WALLS	DOLPHIN
COLDROOM FLOORING MATRIX		
FLOORING	15mm T&G F11 PLYWOOD	-
	100mm COLDROOM PANEL	-
	9mm PLYWOOD W/ EPOXY COATING	-

FINISHES SCHEDULE — WALLS

ITEM	DESCRIPTION	COLOUR
WALL STUDS	75mm STEEL FRAME @ 400 CRS	-
INSUL. EXT WALLS	R2.0 G'WOOL 75mm	-
EXTERNAL WALL LININGS		
PART EASYLAP/PART CUSTOM ORB (REFER TO SHEET 2, ELEVATIONS)		
EXT. LINING	8.5mm EASYLAP PANEL (PAINTED)	-
EXT. LINING	CCS CUSTOM ORB PROFILE	-
INT. LINING: FLOORS 1-9		
INT. LINING	6mm VILLABOARD TSF (PAINTED)	SURFMIST
CORNICE	55mm PLASTERBOARD (PAINTED)	SURFMIST

FINISHES SCHEDULE — ROOF/CEILING

ITEM	DESCRIPTION	COLOUR
CEILING STUDS	75mm STEEL FRAME @ 400 CRS	-
ROOF SHEETING	SUPERDEK	SURFMIST
EXT FASCIA BARGE	CCS	SURFMIST
EXT FASCIA EAVE	CCS	SURFMIST
FASCIA GUTTER	CCS	SURFMIST
DOWNPIPE	CCS	SURFMIST
INSUL. CEILING	R4.0 GLASSWOOL 190mm BATTS	-
CEILING LINING: DECK (FLOORS 1)		
EXT. LINING	6mm VILLABOARD TSF (PAINTED)	
	(COUNTERSINK SCREWS)	SURFMIST
CEILING LINING: FLOORS 2-8		
INT. LINING	6mm VILLABOARD TSF (PAINTED)	SURFMIST
ELECTRICAL		
P.O.E.	JUNCTION BOX 2000mm AGL	-
LOAD CENTRE	TO ELECTRICIANS SPECIFICATION	-
	(HEIGHT: ACCESSABLE FROM 'GL')	
ELECTRICAL	DOUBLE POLE TO SOCKET OUTLETS	-
	ONLY	

FINISHES SCHEDULE — CABINETRY

ITEM	DESCRIPTION	COLOUR
BENCH/SHELVING	REFER TO KITCHEN EQUIPMENT TOD	AS SHOWN
COMPLEXING		
ROOF JOIN	LAP ROOF SHEETS	-
EXTERNAL ABOVE DADO:		
EXT. WALL JOIN	TO SUIT EXTERNAL CLADDING	'HAYMES' OAK BUFF
EXTERNAL BELOW DADO:		
EXT. WALL JOIN	CCS STRIP	DEEP OCEAN
DADO CPLX FLASH.	CCS	DEEP OCEAN
TRANSIT OPENING PLASTIC		
FLOORS (6-8)		
TRANSIT PLASTIC	OPENING AREAS SECURED	GREEN PLASTIC

LEGEND

- JUNCTION BOX
- SMOKE DETECTOR BY OTHERS (AUSCO TO PROVIDE CABLING ONLY)
- HEAT DETECTOR BY OTHERS (AUSCO TO PROVIDE CABLING ONLY)
- SIREN/BEACON COMBINATION DEVICES BY OTHERS (AUSCO TO PROVIDE CABLING ONLY)

BUILDING INFORMATION

SERIAL NUMBER	T.B.A.
CEILING HEIGHT	2705mm
BUILDING HEIGHT	T.B.A.
DESTINATION/STATE	BLACKWATER, QLD

ENGINEERING INFORMATION

DESIGN WIND SPEED	B190
LIFTING CAPACITY	5.0t
DISTRIBUTED FLOOR LOAD	3.0kPA
CONCENTRATED FLOOR LOAD	1.8kNT

X – X ⇒		Y – Y ⇩	
REQ'D	18.2kN	REQ'D	29.6kN
ACH'D	>18.2kN	ACH'D	>29.6kN

DWG DISTRIBUTION

CONT.	PURCH.	MANU.	ELECT.	PLUMB.	O/A.
-	-	-	-	-	-
TRANS.	SITE	HIRE	CONSU.	SPARE	SPARE
-	-	-	-	-	-

APPROVED FOR MANUFACTURE ON BEHALF OF: ....

NAME (PRINT): ....

COMPANY POSITION: ....

SIGNATURE: ....

DATE: ....

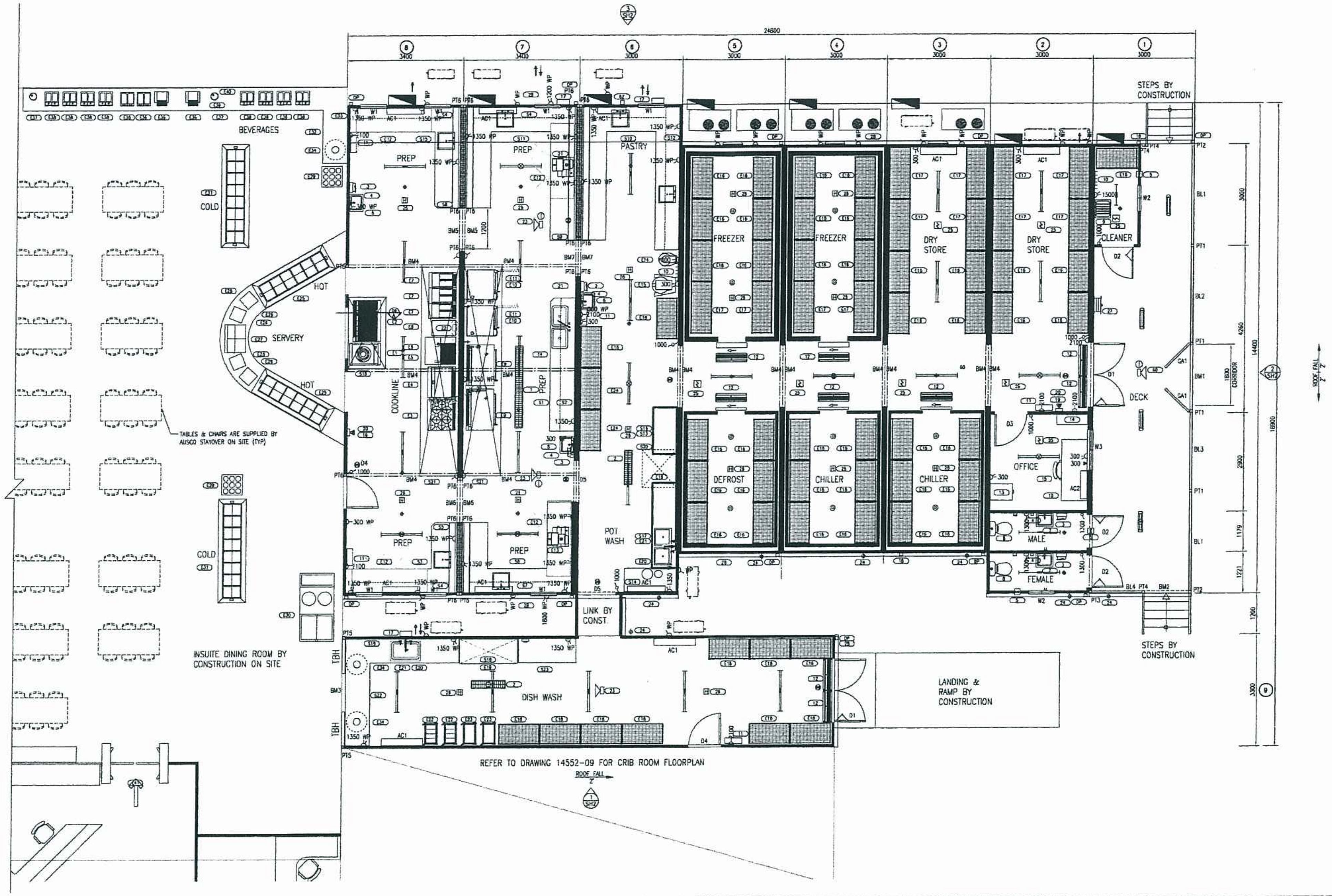

PLANS AND DOCUMENTS referred to in the ULDA APPROVAL dated 12/9/12

SYMBOL LEGEND

PLUMBING, FURNITURE & OTHER SCHEDULE

TAG	QTY	DESCRIPTION
DP	10	DOWNPIPE (REFER TO FINISHES SCHEDULE)
28	49.6	GUTTER (REFER TO FINISHES SCHEDULE)
27	1	FIRE HOSE REEL BY CONSTRUCTION ON SITE
26	16	THERMAL DETECTOR (REFER NOTE '15')
25	9	SMOKE DETECTOR (REFER NOTE '15')

PLUMBING, FURNITURE & OTHER SCHEDULE

TAG	QTY	DESCRIPTION
24	9	FIRE JUNCTION BOX (REFER NOTE '15')
23	2	SIREN/BEACON (REFER NOTE '15')
22	2	LPG EMERG. SHUT OFF VALVE (INSTL. AS PER AUSTRALIAN STDS.)
21	1	GAS SHUT-OFF VALVE
20	2	FIRE BLANKET W/ SIGN
19	2	FIRE EXTINGUISHER, 4.5Kg DRY CHEMICAL W/ SIGN
18	1	PE CELL FOR EXTERNAL VANDALITE (S)
17	3	26L INSTANTANEOUS GAS HWS (REFER NOTE '9')
16	1	DESK, 1500x750
15	1	CHAIR, CLERICAL
14	1	BOOK SHELF, 1200x300d, 1400 AFL
13	1	CABINET, FILING 3 DRAWER
12	9	AIR CURTAIN, 900mm
11	5	INSECT-O-CUTOR 2100mm AFL (PACKED)
10	2	BROOM PIN RACK
9	1	SINK CLEANERS, SS W/ GRATE
8	2	TOILET SUITE DUAL FLUSH W/ TOILET PAPER HOLDER
7	2	HAND BASIN, SS, FLICKMIXER (H&C) W/ MIRROR
6	3	HAND BASIN, SS W/ SENSOR TAP (H&C) & SS SPLASHBACK
5	3	EXHAUST FAN, 150mm WALL MOUNT
4	5	SOAP DISPENSER
3	5	PAPER TOWEL DISPENSER
2	2	1000mm FLOOR TROUGH W/ GRATE & 1 FLOOR WASTE
1	1	2400mm FLOOR TROUGH W/ GRATE & 2 FLOOR WASTES

STAINLESS STEEL

TAG	QTY	DESCRIPTION
S23	1	S/STEEL BENCH W/ SHELF UNDER
S22	1	S/STEEL L-SHAPED INLET BENCH W/ SCRAPE HOLES/SGL SINK
S21	2	6200mm EXHAUST CANOPY W/ MAKE UP AIR
S20	1	1100mm EXHAUST CANOPY W/ MAKE UP AIR
S19	1	S/STEEL WALL SHEETING - FLOOR TO CEILING
S18	1	2100mm EXHAUST CANOPY W/ MAKE UP AIR
S17	1	S/STEEL L-SHAPED INLET BENCH W/ SCRAPE HOLES/DBL SINK
S16	1	SLIDE TRAY RACK FOR POT WASHER
S15	1	S/STEEL L-SHAPE BENCH W/ SINK & SHELF UNDER
S14	1	S/STEEL 'L' SHAPE WALL SHEETING - FLOOR TO CEILING
S13	1	S/STEEL BENCH W/ SHELF UNDER
S12	1	S/STEEL L-SHAPE SINGLE TIER WALL SHELF 4200L
S11	1	S/STEEL U-SHAPE BENCH W/ SINK & SHELF UNDER
S10	1	S/STEEL U-SHAPE BENCH W/ 2 SINKS & SHELF UNDER
S9	1	S/STEEL WALL CAPPING/SHELF TO HALF HEIGHT WALL 3900L
S8	1	S/STEEL WALL CAPPING/SHELF TO HALF HEIGHT WALL 2950L
S7	2	S/STEEL SINGLE TIER WALL SHELF
S6	1	S/STEEL U-SHAPE BENCH W/ SINK & SHELF UNDER
S5	1	S/STEEL WALL CAPPING/SHELF 2050L TO HALF HEIGHT WALL W/
		S/STEEL WALL SHEETING TO TOP OF CAPPING/SHELF
S4	4	S/STEEL SINGLE TIER WALL SHELF 2800L
S3	1	S/STEEL L-SHAPE BENCH W/ SINK & SHELF UNDER
S2	1	S/STEEL SINGLE TIER WALL SHELF 3900L
S1	1	S/STEEL BENCH TOP W/ 2 SINKS & SHELF UNDER 3900L

KITCHEN EQUIPMENT

TAG	QTY	DESCRIPTION
E41	2	KABA - SWING OPERATED GATES
E40	1	HANEX SPLASH BACK - 100mm HIGH
E39	1	BENCH - HANEX RANGE W/ 2 SCRAPE HOLES & CUSTOM
		6 SETS OF 4 SLIDING DRAWERS TO HOUSE BOWLS & GLASSES
E38	8	JUICE DISPENSER
E37	2	HYDROBOIL 38291 WITH 90046 FONT AND EXT
E36	2	CEREAL DISPENSER
E35	2	CONVEYOR TOASTER
E34	2	BIN UNDER SCRAPE HOLE
E33	1	L-SHAPED HANEX SPLASH BACK 100mm HIGH
E32	1	L-SHAPED BEV BAR-HANEX RANGE W/ SCRAPE HOLE & SHELF
E31	2	8 BAY COLD DISPLAYS
E30	1	MOBILE SOUP AND BREAD ROLL STATION
E29	2	9 HOLE CUTLERY DISPENSER - CUSTOM JOINERY
E28	1	CUSTOM FRAME & JOINERY COUNTER - CURVED
E27	2	DROP IN HEATED SHELF / CARVERY
E26	4	DROP IN INDUCTION BUFFET W/ ADDITIONAL SERVING DISHES
E25	2	6 BAY BAIN MARIE
E24	2	MANTOVA POT WASH RACK 1200 x 600 x 1800mm HIGH

KITCHEN EQUIPMENT

TAG	QTY	DESCRIPTION
E23	1	3 TIER CLEARING TROLLEY
E22	1	CUTLERY TROLLEY / 3 TIER C/W INSERTS
E21	1	PRE RINSE HOSE DECK MOUNTED WITH 1500 HOSE
E20	2	XSOFT1019 WATER SOFTNER ON S/S FRAME
E19	1	WASHTECH CD150 DISHWASHER COMPLETE WITH ENTRY AND
		EXIT VENT SPIGOTS AND LIMIT SWITCH
E18	1	ESWOOD UT20P WASHER
E17	12	SHELVING 1500W
E16	51	SHELVING 1200W
E15	1	MIXER 70 ltr
E14	1	MIXER 20 ltr
E13	1	FOOD SLICER
E12	4	SKOPE 3 DOOR UNDERBENCH FRIDGE
E11	3	QUADRO-76 RO SYSTEM WITH BOOSTER, HOLDING 76 TANK
E10	2	CONVOTHERM 20T COMBI OVEN
E9	2	WALDORF 120 ltr BRATT PAN
E8	1	WALDORF 450 INFILL BENCH ON STAND
E7	3	WALDORF GAS FRYER
E6	1	WALDORF 900 INFILL BENCH ON STAND
E5	1	SALAMANDER
E4	1	WALDORF 900 GRIDDLE PLATE ON STAND
E3	1	WALDORF 6 BURNER RANGE W/ OVEN UNDER
E2	1	WALDORF 1200 GAS CHARGRILL
E1	1	B&S DELUX SINGLE WOK

STEELWORK

TAG	QTY	DESCRIPTION
GA1	2	SWING GATE 930mm LONG(2 OFF TO SUIT 1900 OPENING)
BL4	1	BALUSTRADE 1488mm LONG
BL3	1	BALUSTRADE 2266mm LONG
BL2	1	BALUSTRADE 2809mm LONG
BL1	2	BALUSTRADE 2888mm LONG
BM7	2	5058mm BEAM C200_19, CONCEALED
BM6	2	3450mm BEAM C200_19, CONCEALED
BM5	2	4307mm BEAM C200_19, CONCEALED
BM4	14	3400mm BEAM 75X2.5 SHS, CONCEALED
BM3	1	3300mm BEAM 75x4 SHS, CONCEALED
BM2	1	2925mm BEAM 75x4 SHS, EXPOSED
BM1	1	13200mm BEAM 125x75x4 RHS, EXPOSED W/ CAPPED ENDS
PT6	20	2705mm POST 75x2.5 SHS CONC, SPIGOT TO FLOOR & BEAM
PT5	2	2724mm POST 75x4.0 SHS C'CEALED WELD TO CHASSIS & BEAM
PT4	3	1028mm POST 75x4 SHS CONC, WELD TO CHASSIS
PT3	3	2649mm POST 75x4.0 SHS C'CEALED WELD TO CHASSIS & BEAM
PT2	2	2598mm POST 75x4.0 SHS EXPOSED WELD TO CHASSIS & BEAM
PT1	4	2673mm POST 75x4.0 SHS EXPOSED WELD TO CHASSIS & BEAM

WINDOW & AC SCHEDULE

TAG	QTY	ITEM	DESCRIPTION	COLOUR
AC2	1	AIR-CONDITIONER, DAIKEN, SPLIT SYSTEM, 2.5kW INVERTER		
		(HEAD UNIT FACTORY INSTALLED, CONDENSOR PACKED)		
AC1	10	AIR-CONDITIONER, DAIKEN, SPLIT SYSTEM, 5.1kW INVERTER		
		(HEAD UNIT FACTORY INSTALLED, CONDENSOR PACKED)		
W3	1	WINDOW 1075x1155	FF ALUM. HS W/ TRIM	WHITE
		FLYSCREEN	FRAME ALUM/MESH FGLASS	WHITE
		GLASS	FLOAT	GREY
W2	2	WINDOW 350x755	FF ALUM. HS W/ TRIM	WHITE
		FLYSCREEN	FRAME ALUM/MESH FGLASS	WHITE
		GLASS	FLOAT	OBS
W1	7	WINDOW 350x755	FF ALUM. FIXED W/ TRIM	WHITE
			SLOPING SILL	
		GLASS	FLOAT	GREY

DOOR SCHEDULE

TAG	QTY	ITEM	DESCRIPTION	COLOUR
D5	2	DOOR OPENING 2400	W/ STAINLESS STEEL	-
		x 1200	CAPPING	
D4	2	DOOR INT 2040x920	TIMBER SOLID CORE W/VP	WHITE
		HINGED SPRING	DBL ACTION 180° DEGREE	SCP
		VIEW PANEL 800x600	A-GRADE SAFETY GLASS	CLEAR
		FRAME/TRIM	STAINLESS STEEL CAPPING	-
		HANDLE	PUSH PLATE DBL SIDED	SATIN CHROME
		ACCESSORY	KICK PLATE @ 1000mm	S/STEEL
D3	1	DOOR INT 2040x920	TIMBER HOLLOW CORE	WHITE
		FRAME/TRIM	ALUMINIUM/ALUMINIUM	WHITE
		HANDLE	LEVER ESCAPE SET	SATIN CHROME
D2	3	DOOR EXT 2040x920	TIMBER SOLID CORE	GREEN GLOD
		FRAME/TRIM	ALUMINIUM/ALUMINIUM	GREEN GOLD
		HANDLE	LEVER ESCAPE SET	SATIN CHROME
		BOTTOM SEALS	RP4T & RP95	-
		ACCESSORY	DOOR CLOSER	-
D1	2	DOOR EX 2040x1840	TIMBER SOLID CORE DBL	GREEN GOLD
		VIEW PANEL 800x600	A-GRADE SAFETY GLASS	CLEAR
		FRAME/TRIM	ALUMINIUM/ALUMINIUM	GREEN GLOD
		HANDLE	LEVER ESCAPE SET	-
		BOTTOM SEALS	RP4T & RP95	-
		SECURITY	BARREL BOLT TO INACTIVE	-
		ACCESSORY	DOOR CLOSER	-

Revisions

Issue	Date	Description
D	30/08/12	EXTERNAL FINISHES REVISED
C	17/08/12	ISSUED FOR APPROVAL
B	13/08/12	STRUCTURALS REVISED
A		ISSUED ORIGINAL

AUSCO MODULAR

COPYRIGHT AUSCO MODULAR PTY LTD ANY USE OR REPRODUCTION OF ITS CONTENTS DISALLOWED WITHOUT WRITTEN AUTHORITY

Title: FLOOR PLAN

Project: 14.4 x 24.8m KITCHEN

Client: AUSCO STAYOVER, STAYOVER ON CAPRICORN

Drawn By	Drawn Date	Scale		
N.Sch	APR 12	1:50		A0

DIMENSIONS ARE IN MM DO NOT SCALE

Dwg No.	Sheet	Issue
14552-012	1.6	D

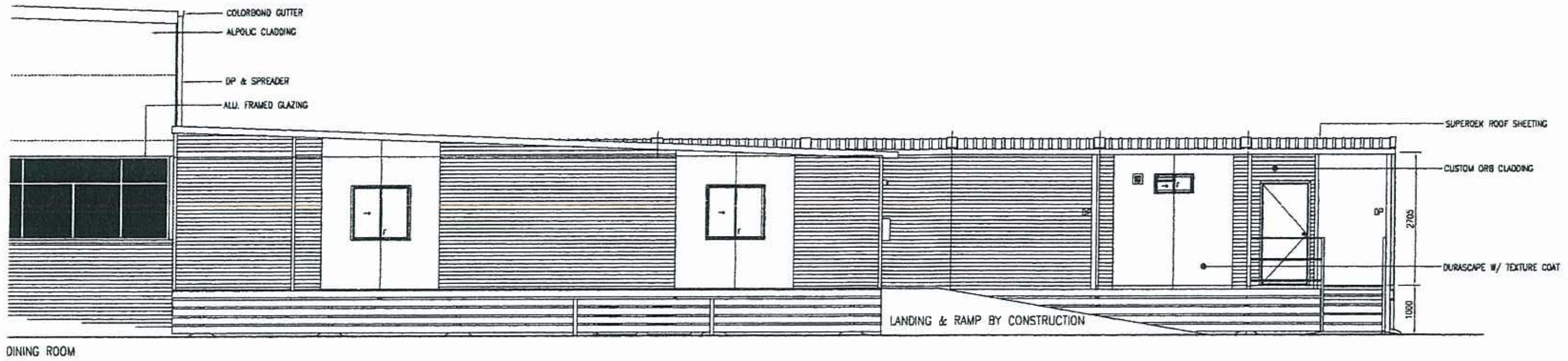

ELEVATION 1 SH1
SCALE 1:50

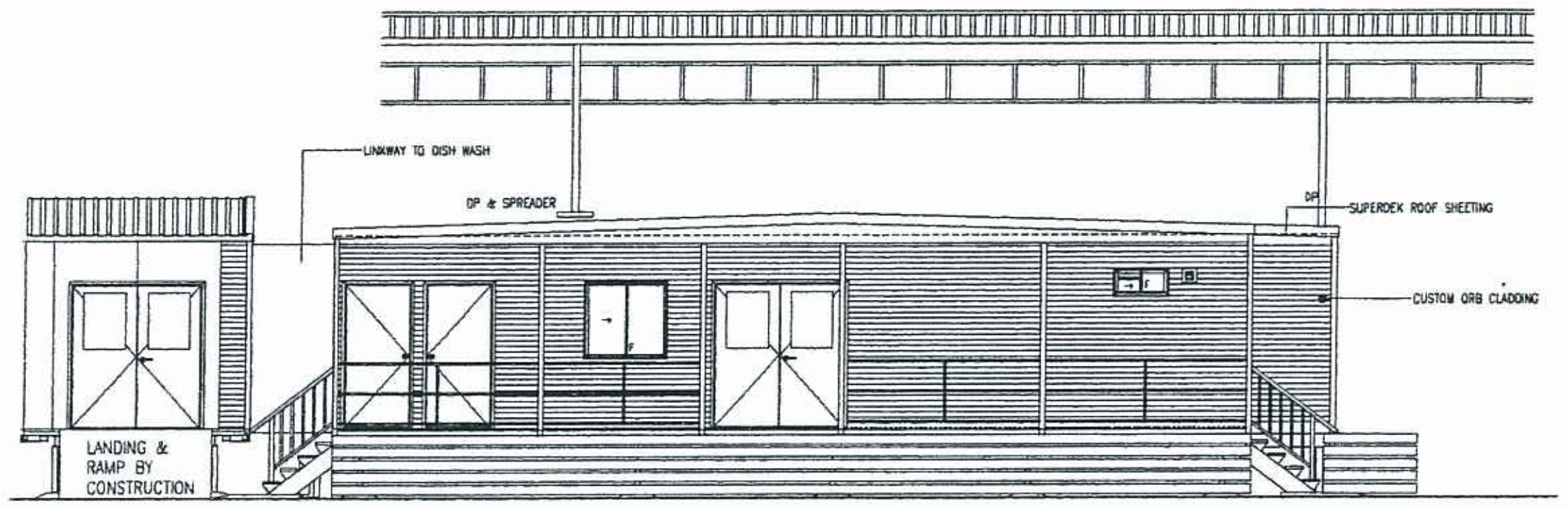

ELEVATION 2 SH1
SCALE 1:50

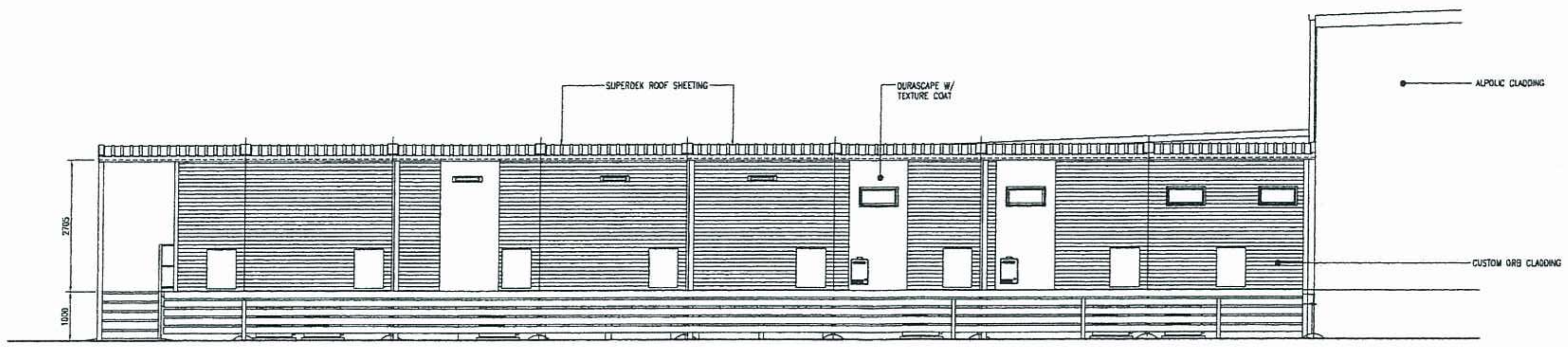

ELEVATION 3 SH1
SCALE 1:50

PLANS AND DOCUMENTS
referred to in the ULDA
APPROVAL dated 12/9/12

Issue	Date	Description	By	Check
D	20/08/12	EXTERNAL FABRICS REVISED	N.Sch	
C	17/08/12	ISSUED FOR APPROVAL	N.Sch	
B	13/08/12	STRUCTURALS REVISED	GRD	
A	AS NOTED	ORIGINAL		

AUSCO MODULAR

COPYRIGHT AUSCO MODULAR PTY LTD MAY NOT BE REPRODUCED OR ITS CONTENTS IMAGED WITHOUT WRITTEN AUTHORITY

Title: ELEVATIONS

Project: 12.0 x 24.8m KITCHEN

Client: AUSCO STAYOVER
STAYOVER ON CAPRICORN

Drawn By	Drawn Date	Scale		
N.Sch	APR '12	1:50		A0
Checked By	Check Date	DIMENSIONS ARE IN MM DO NOT SCALE		

Project No. | Order No.

Dwg no.	Sheet	Issue
14552-012	3.6	D

FINISHES SCHEDULE

CHASSIS	200UB18 @ 2000mm CRS	SUBFRAME BLACK
INT. BEAMS	EXPOSED PAINTED	WHITE
FLOORING		
FLOORING	19mm T&G F11 PLYWOOD	–
FLOOR COVERING	1.5mm SEAMLESS VINYL WITH	
	100mm COVING UP WALLS	T.B.A
WALLS		
WALL STUDS	75mm STEEL FRAME @ 400 CRS	–
EXTERNAL WALL TYPE 1:		
PART EASYLAP/PART CUSTOM ORB/PART ROUGH PLY (REFER TO ELEVATIONS)		
EXT. LINING	8.5mm EASYLAP PANEL (PAINTED)	REFER SHEET 2
EXT. LINING	CCS CUSTOM ORB PROFILE	REFER SHEET 2
EXT. LINING	ROUGH PLY	REFER SHEET 2
INSUL. EXT WALLS	R2.0 G'WOOL 75mm ACOUSTITHERM	–
INT. LINING	10mm PLASTERBOARD ('H' MOULD)	WHITE SMOKE
SKIRTING	'D' MOULD	BLACK
INT. CORNERS	SOFT LEGGED TEE	WHITE SMOKE
CORNICE	'D' MOULD	BLACK
ROOF/CEILING		
CEILING STUDS	75mm STEEL FRAME @ 400 CRS	–
ROOF SHEETING	SUPERDEK	SURFMIST
EXT FASCIA BARGE	CCS	T.B.A.
EXT FASCIA EAVE	CCS	T.B.A.
FASCIA GUTTER	CCS	T.B.A
DOWNPIPE	CCS	T.B.A
EAVE LINING	6mm VERSILUX ('H' MOULD)	WHITE
INSUL. CEILING	R4.0 GLASSWOOL 190mm BATTS	–
CEILING LINING	10mm PLASTERBOARD ('H' MOULD)	WHITE
ELECTRICAL		
P.O.E	JUNCTION BOX 2100mm AFL	–
LOAD CENTRE	24 POLE 2000mm AFL	–
COMPLEXING		
INT. FLOOR JOIN	50x25mm T-SECTION	T.B.A
EXT. WALL JOIN	CCS STRIP	T.B.A
INT. WALL JOIN	MDF STRIP	WHITE
ROOF JOIN	LAP ROOF SHEETS	–
CABINETRY		
TOP	LAMINTE – WHITE VALENCIA	T.B.A
CABINETS	MELAMINE – COSMIC LUMINA	T.B.A

ITEM	DESCRIPTION	COLOUR

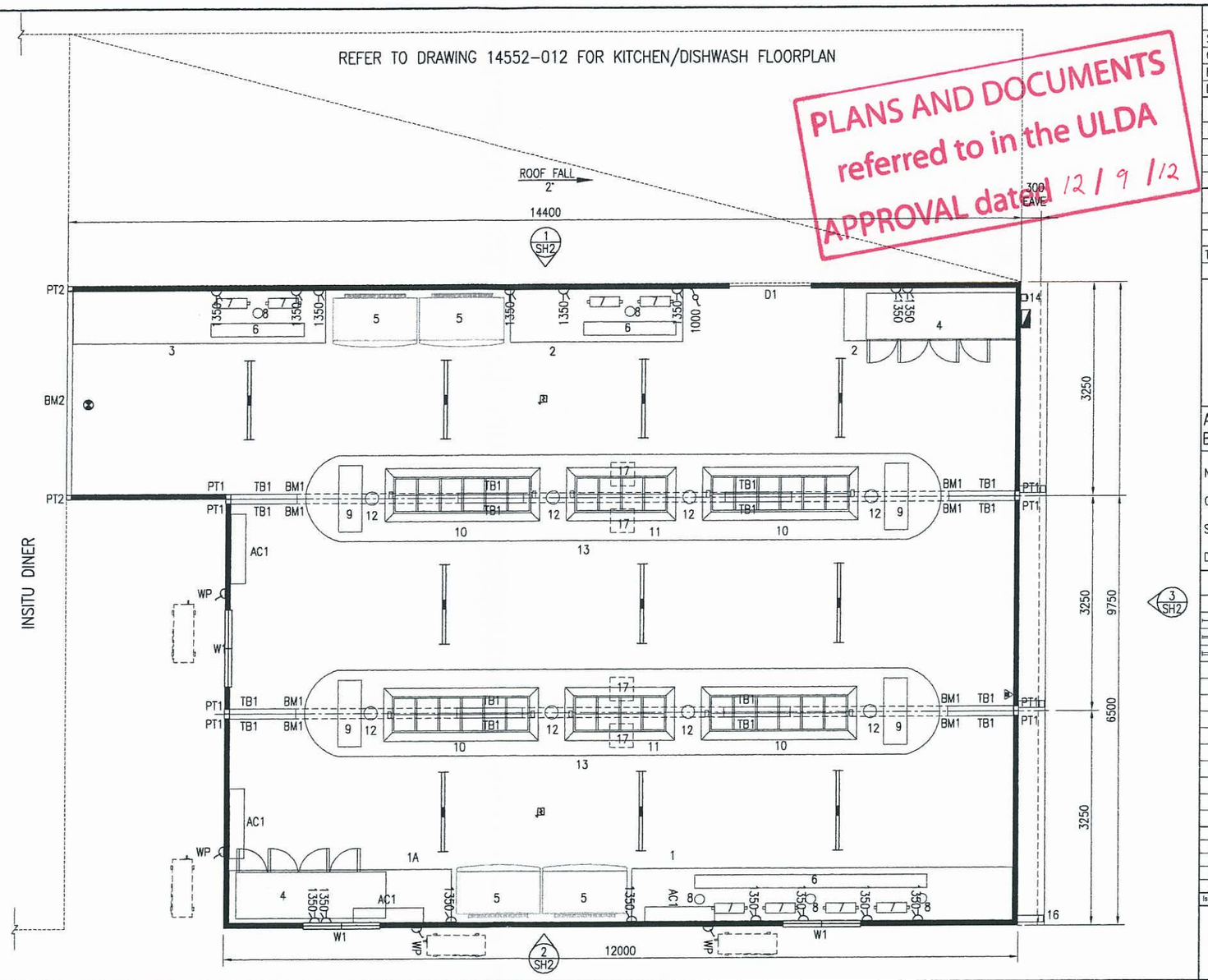

BUILDING INFORMATION

SERIAL NUMBER	T.B.A.
CEILING HEIGHT	2705mm
BUILDING HEIGHT	3270mm
DESTINATION/STATE	T.B.A

ENGINEERING INFORMATION

DESIGN WIND SPEED	B190
LIFTING CAPACITY	5.0t
DISTRIBUTED FLOOR LOAD	3.0kPa
CONCENTRATED FLOOR LOAD	4.5kN

DWG DISTRIBUTION

CONT.	PURCH.	MANU.	ELECT.	PLUMB.	Q/A.
–	–	–	–	–	–
TRANS.	SITE	HIRE	CONSU.	SPARE	SPARE
–	–	–	–	–	–

APPROVED FOR MANUFACTURE ON BEHALF OF:

NAME (PRINT):.....

COMPANY POSITION:.....

SIGNATURE:.....

DATE:.....

SYMBOL LEGEND

18W FLUORO	LIGHT SWITCH	TV	TELEVISION OUTLET
36W FLUORO	LIGHT SWITCH WP		
2x36W FLUORO	LIGHT SW' 2 WAY	TP	TELEPHONE OUTLET
DIFFUSED FLUORO	LIGHT SW' DBL		
18W FLUORO WP	S/OUTLET 10amp	DC	DATA COM. OUTLET
EXT 18W VANDALITE	S/OUTLET 10A DBL		
EXT 18W VANDALITE	S/OUTLET 15amp		DRAW WIRE
8W GED LAMP	S/OUTLET 20amp		FIRE EXTINGUISHER
BULKHEAD LIGHT	ISOLATOR SWITCH		WATER INLET
'INCAND' LIGHT	SWITCHBOARD		WASTE OUTLET
WELL GLASS LHT	POWER ENTRY		HOSE COCK
OYSTER LIGHT	JUNCTION BOX		FLOOR WASTE
EXIT LIGHT	SMOKE ALARM		COAT HOOK
EMERG' LIGHT	EXTRACTOR FAN		DUAL COAT HOOKS

Issue	Date	Description	By	Check
D	30/08/12	SKIRTING ADDED TO ELEVATIONS	G.M	
C	30/08/12	REVISED EXTERNAL CLADDINGS	G.M	
B	17/08/12	ISSUED FOR APPROVAL	N.Sch	
A	AS NOTED	ORIGINAL		

FORM No GDWCPPCD

AUSCO MODULAR

COPYRIGHT AUSCO MODULAR PTY LTD MAY NOT BE REPRODUCED OR ITS CONTENTS DIVULGED WITHOUT WRITTEN AUTHORITY

GENERAL NOTES

1. PLEASE REFER TO SALES QUOTATION FOR ENGINEERING, PLUMBING AND ENERGY CERTIFICATION REQUIREMENTS.
2. AIR-CONDITIONING HEADS TO BE INSTALLED BY AUSCO IN THE FACTORY,CONDENSORS ARE TO BE PACKED INTO THE BUILDING & INSTALLED ON SITE BY AUSCO CONSTRUCTION.
3. ALL EQUIPMENT & BENCHES OVER COMPLEX JOIN IS TO BE PACKED IN BUILDING & INSTALLED ON SITE BY CONSTRUCTION.

A/C'S, PLUMBING, FURNITURE & OTHER SCHEDULE

TAG	QTY	DESCRIPTION
17	4	COMPLEXING CEILING VENT, 356x356 (310x310 CUTOUT)
16	19.8m	GUTTER C/W DOWNPIPES
15	4	COMPLEX LOOPING JUNCTION BOX(REFER TO FINISHES SCHEDULE)
14	1	PE CELL FOR EXTERNAL VANDALITE(S)
13	2	CUSTOM BUILT CABINETRY
12	8	GREEN PENDANT LIGHT
11	2	COLD FOOD DISPLAY – 4 MODULE W/ CURVED GLASS
		& SNEEZE GUARD
10	4	COLD FOOD DISPLAY – 6 MODULE W/ CURVED GLASS
		& SNEEZE GUARD
9	2	BREAD BINS RECESSED 150mm INTO BENCHTOP
8	5	SCRAPE HOLE IN STAINLESS STEEL BENCH – 160mm DIA
7	8	INDUSTRIAL CLING WRAP DISPENSER

A/C'S, PLUMBING, FURNITURE & OTHER SCHEDULE

TAG	QTY	DESCRIPTION
6	6.3m	CUSTOM CUTTING BENCH INSET INTO S/S BENCH C/W 200mm
5	4	SKOPE OD1100 OPEN DECK CHILLER
4	2	SKOPE CL800 3 DOOR UNDER BENCH CHILLER W/ SOLID DOORS
3	1	3800mm(L) BENCHWORK S/S C/W 700mm BOTTOM SHELF,
		SLIDING DOORS & 300mm SPLASHBACK
2	2	2600mm(L) BENCHWORK S/S C/W 700mm BOTTOM SHELF,
		SLIDING DOORS & 300mm SPLASHBACK
1A	1	3350mm(L) BENCHWORK S/S C/W 700mm BOTTOM SHELF,
		SLIDING DOORS & 300mm SPLASHBACK
1	1	5750mm(L) BENCHWORK S/S C/W 700mm BOTTOM SHELF,
		SLIDING DOORS & 300mm SPLASHBACK
TB1	16	TRANSIT BRACE TO SUIT
BM2	1	3250mm BEAM 75x3 SHS, CONCEALED
BM1	4	12000mm BEAM 200PFC, EXPOSED (20mm PRE-CAMBER)
PT2	2	2625mm POST 75x4 SHS C'CEALED, SPIGOT FIXED TO FLOOR
PT1	8	2224mm POST 75x4 SHS C'CEALED, WELD TO B/FRAME & BEAM
AC1	5	AIR-CONDITIONER, SPLIT SYSTEM, 2.0hp,W/ ISOLATOR SWITCH-
		(REFER NOTE '2')

DOOR & WINDOW SCHEDULE

TAG	QTY	ITEM	DESCRIPTION	COLOUR
W1	6	WINDOW 1075x1155	FF ALUM. HS W/ TRIM	BLACK
		FLYSCREEN	FRAME ALUM/MESH FGLASS	BLACK
		GLASS	FLOAT	CLEAR
D1	1	DOOR OPENING 2200	W/ STAINLESS STEEL	–
		x 1200	CAPPING	

Title: FLOOR PLAN (B190)

Project: 12.0 x 9.75 x 2.7m CRIB ROOM

Client: AUSCO STAYOVER STAYOVER ON CAPRICORN

Drawn By	Drawn Date	Scale	
G.M	FEB 12	1:50	A2
Checked By	Check Date	DIMENSIONS ARE IN MM DO NOT SCALE	
Project No.		Order No.	
Dwg No. 14552-009	Sheet 1 of 2	Issue D	

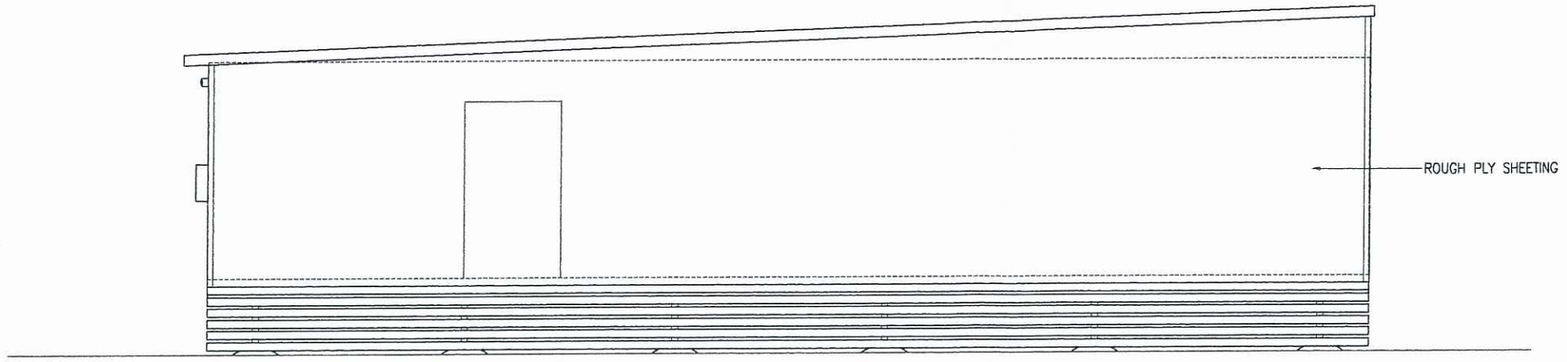

ELEVATION 1 SH1
SCALE 1:50

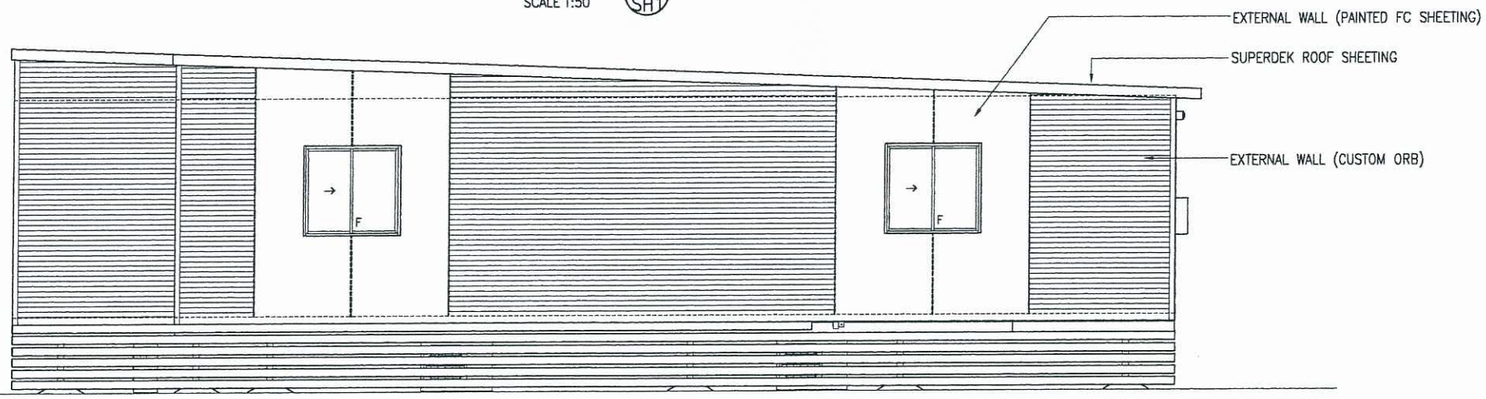

ELEVATION 2 SH1
SCALE 1:50

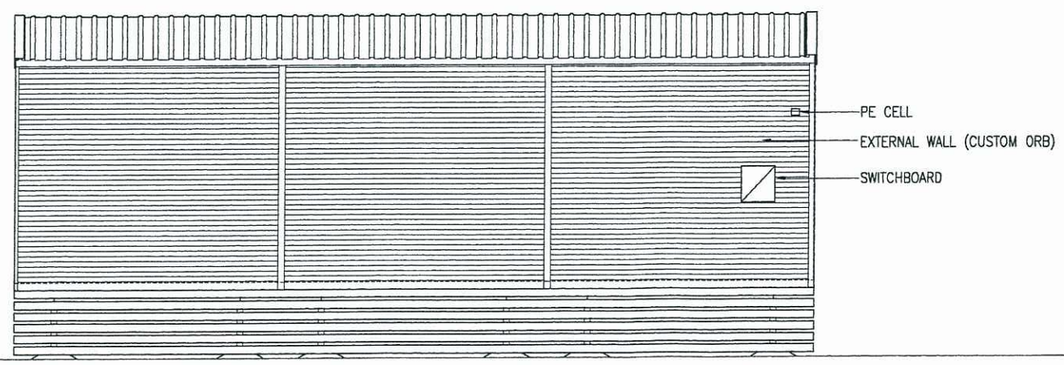

ELEVATION 3 SH1
SCALE 1:50

PLANS AND DOCUMENTS referred to in the ULDA APPROVAL dated 12 / 9 / 12

Issue	Date	Description	By	Check
D	30/08/12	SKIRTING ADDED TO ELEVATIONS	G.M	
C	30/08/12	REVISED EXTERNAL CLADDINGS	G.M	
B	17/08/12	ISSUED FOR APPROVAL	N.Sch	
A	AS NOTED	ORIGINAL		

FORM No GDWCPFCO

AUSCO MODULAR

COPYRIGHT AUSCO MODULAR PTY LTD MAY NOT BE REPRODUCED OR ITS CONTENTS DIVULGED WITHOUT WRITTEN AUTHORITY

Title
ELEVATIONS

Project
12.0 x 9.75 x 2.7m
CRIB ROOM

Client
AUSCO STAYOVER
STAYOVER ON CAPRICORN

Drawn By	Drawn Date	Scale		
G.M	FEB 12	1:50		A2
Checked By	Check Date	DIMENSIONS ARE IN MM DO NOT SCALE		
Project No.		Order No.		
Dwg No. 14552-009		Sheet 2 of 2		Issue D

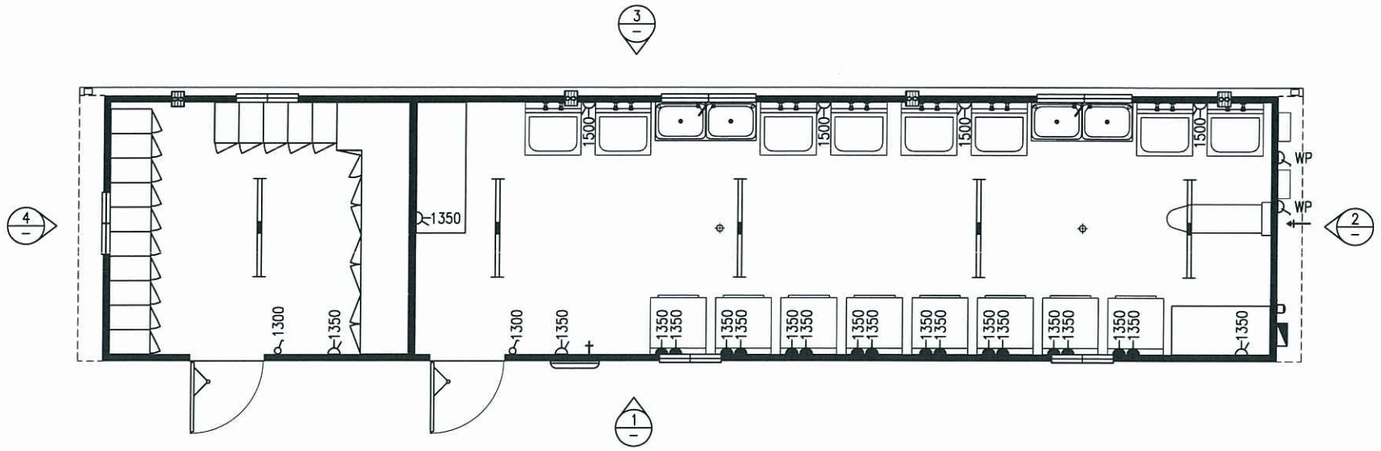

PLAN
SCALE 1:50

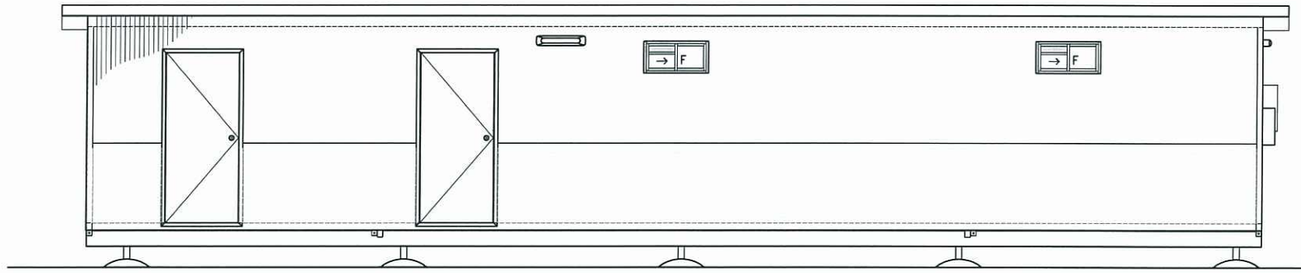

ELEVATION 1
SCALE 1:50

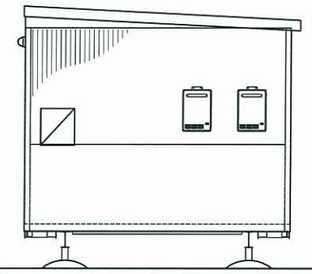

ELEVATION 2
SCALE 1:50

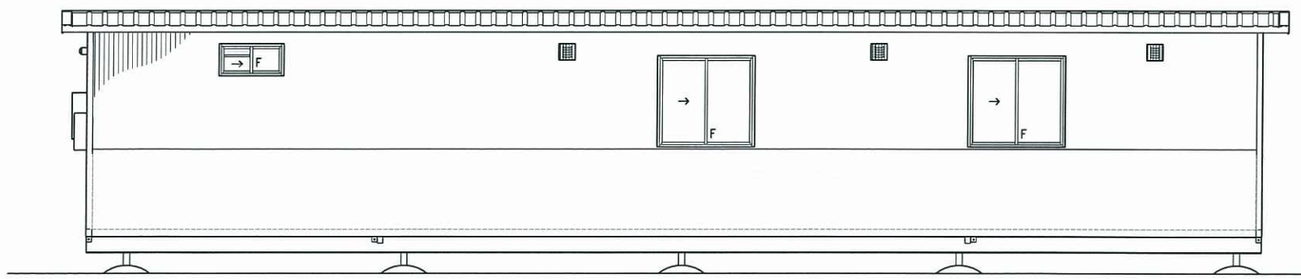

ELEVATION 3
SCALE 1:50

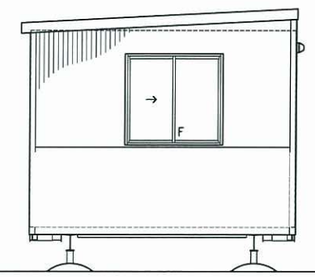

ELEVATION 4
SCALE 1:50

PLANS AND DOCUMENTS referred to in the ULDA APPROVAL dated 12/9/12

GENERAL NOTES:
1. FOR FURTHER DETAILS REFER FLOOR PLAN DRAWING

SYMBOL LEGEND

18W FLUORO	LIGHT SWITCH	TV TELEVISION OUTLET
36W FLUORO	LIGHT SWITCH WP	
2x36W FLUORO	LIGHT SW' 2 WAY	TP TELEPHONE OUTLET
DIFFUSED FLUORO	LIGHT SW' DBL	
18W FLUORO WP	S/OUTLET 10amp	DC DATA COM. OUTLET
EXT 18W VANDALITE	S/OUTLET 10A DBL	
EXT 18W VANDALITE	S/OUTLET 15amp	DRAW WIRE
8W BED LAMP	S/OUTLET 20amp	FIRE EXTINGUISHER
BULKHEAD LIGHT	ISOLATOR SWITCH	WATER INLET
INCAND' LIGHT	SWITCHBOARD	WASTE OUTLET
WELL GLASS LHT	POWER ENTRY	HOSE COCK
OYSTER LIGHT	JUNCTION BOX	FLOOR WASTE
EXIT LIGHT	SMOKE ALARM	COAT HOOK
EMERG' LIGHT	EXTRACTOR FAN	DUAL COAT HOOKS

Issue	Date	Description	By	Check
A	AS NOTED	ORIGINAL		

FORM No GDWGPFCO

AUSCO MODULAR

COPYRIGHT AUSCO MODULAR PTY LTD MAY NOT BE REPRODUCED OR ITS CONTENTS DIVULGED WITHOUT WRITTEN AUTHORITY

Title
ELEVATIONS (B190)

Project
14.4 x 3.25m
LAUNDRY & STORE

Client
AUSCO STAYOVER
STAYOVER ON CAPRICORN

Drawn By	Drawn Date	Scale	
G.M	FEB 12	1:50	A2
Checked By	Check Date	DIMENSIONS ARE IN MM DO NOT SCALE	
Project No.		Order No.	
Dwg No. 14552-004		Sheet 2 of 2	Issue A

LS1230_H24A.EL Issue No.15 (JUNE 10)

FINISHES SCHEDULE

ITEM	DESCRIPTION	COLOUR
STEELWORK		
CHASSIS	250UB25 @ 2200mm CRS	SUBFRAME BLACK
FLOORING		
FLOORING	15mm T&G F11 PLYWOOD	N/A
FLOOR COVERING	PLANET SUPREME CARPET, DIRECT STICK	COALCLIFFE
SUBFLOOR INSUL.	R1.5 GLASSWOOL W/ STEEL PAN	N/A
ABLUTION AREAS:		
FLOOR COVERING	2.0mm SLIP-RESISTANT VINYL WITH 100mm COVING UP WALLS	BLACK OPAL
WALLS		
WALL STUDS	75mm STEEL FRAME @ 400 CRS	N/A
EXT. CORNER	ALUMINIUM SOAKERS	T.B.A
EXTERNAL WALL TYPE 1:		
PART EASYLAP/PART CUSTOM ORB (REFER TO SHEET 2, ELEVATIONS)		
EXT. LINING	8.5mm EASYLAP PANEL (PAINTED)	–
EXT. LINING	CCS CUSTOM ORB PROFILE	–
EXTERNAL WALL TYPE 2:		
EXT. LINING	CCS MESA PROFILE	MERINO
INSUL. INT WALLS	R1.9 G'WOOL 75mm SILENCER BATT	N/A
INSUL. EXT WALLS	R1.9 G'WOOL 75mm SILENCER BATT	N/A
INT. LINING	3.6mm PREFINISHED PLYWOOD	WHITE SMOKE
SKIRTING	70mm PVC MOULD, 2 PART	BLACK
INT. CORNERS	SOFT LEGGED TEE	WHITE SMOKE
CORNICE	PINE 42x19 W/7x13mm REBATE SHADOWLINE	WHITE
SEPARATING WALL TYPE 1: (REFER DETAIL 'C')		
INT. LINING (BOTH SIDES OF WALL)	1x16mm FIRESTOP UNDER 3.6mm PREFINISHED PLYWOOD	WHITE SMOKE
INSULATION	R2.0 G'WOOL 75mm ACOUSTITHERM	–
SEPARATING WALL TYPE 2: (REFER DETAIL 'F')		
INT. LINING	1x16mm FIRESTOP UNDER 3.6mm PREFINISHED PLYWOOD	WHITE SMOKE
INSULATION	R2.0 G'WOOL 75mm ACOUSTITHERM	–
ROOF/CEILING		
CEILING STUDS	75mm STEEL FRAME @ 400 CRS	–
ROOF SHEETING	CUSTOM ORB	SURFMIST
EXT FASCIA BARGE	CCS	T.B.A
EXT FASCIA EAVE	CCS	T.B.A
FASCIA GUTTER	CCS	T.B.A.
DOWNPIPE	CCS	T.B.A.
INSUL. CEILING	R4.0 GLASSWOOL 190mm BATTS	–
CEILING LINING	3.6mm PREFINISHED PLYWOOD	MIRAGE PEARL
INSULATION ROOF	R1.8 GLASSWOOL BLANKET 75mm OVER PURLINS	–
ELECTRICAL		
LOAD CENTRE	36 POLE, 3 PHASE, EXTERNAL PLASTIC LOAD CENTRE IN METAL ENCLOSURE @ 2000mm AGL	–
CABINETRY		
WARDROBE	MELAMINE	NEW GRAPHITE
WRITING SHELF	MELAMINE	NEW GRAPHITE
DRAWER	MELAMINE	NEW GRAPHITE
FRIDGE CABINET	MELAMINE	NEW GRAPHITE
BEDSIDE TABLE	MELAMINE	NEW GRAPHITE
PLUMBING		
EXPOSED PIPEWORK IS TO BE CHROME		

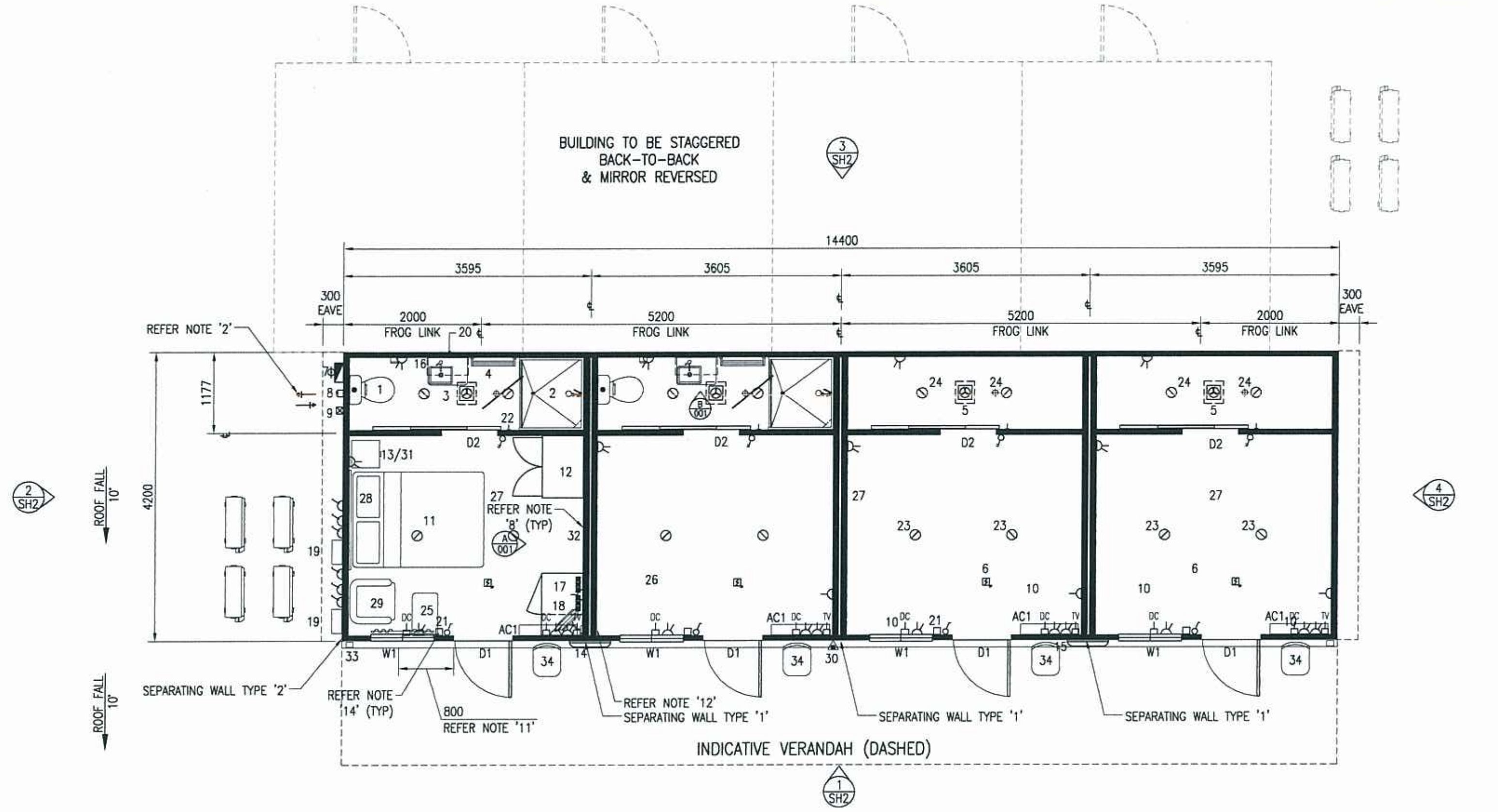

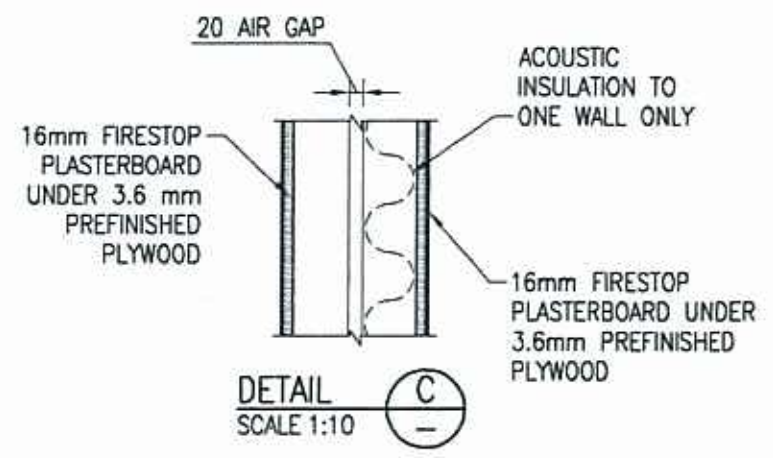

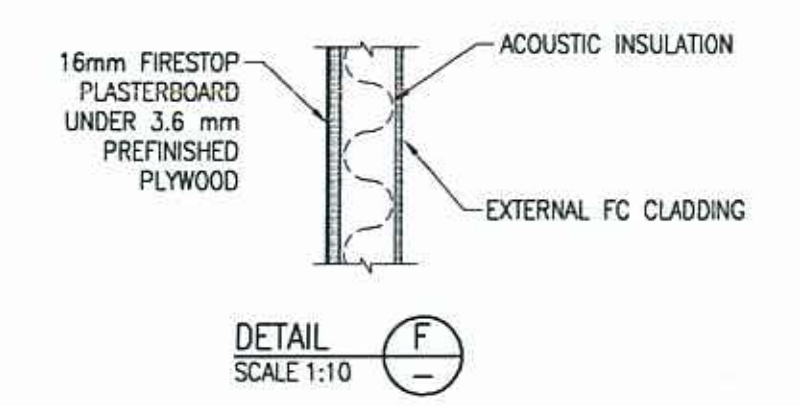

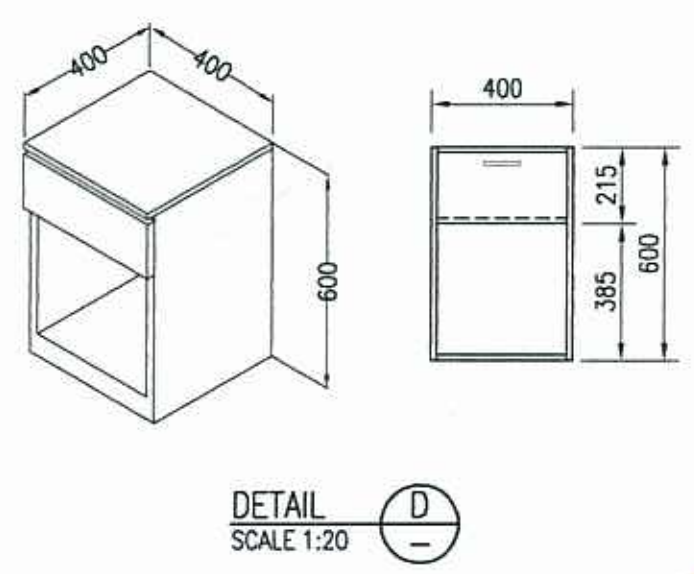

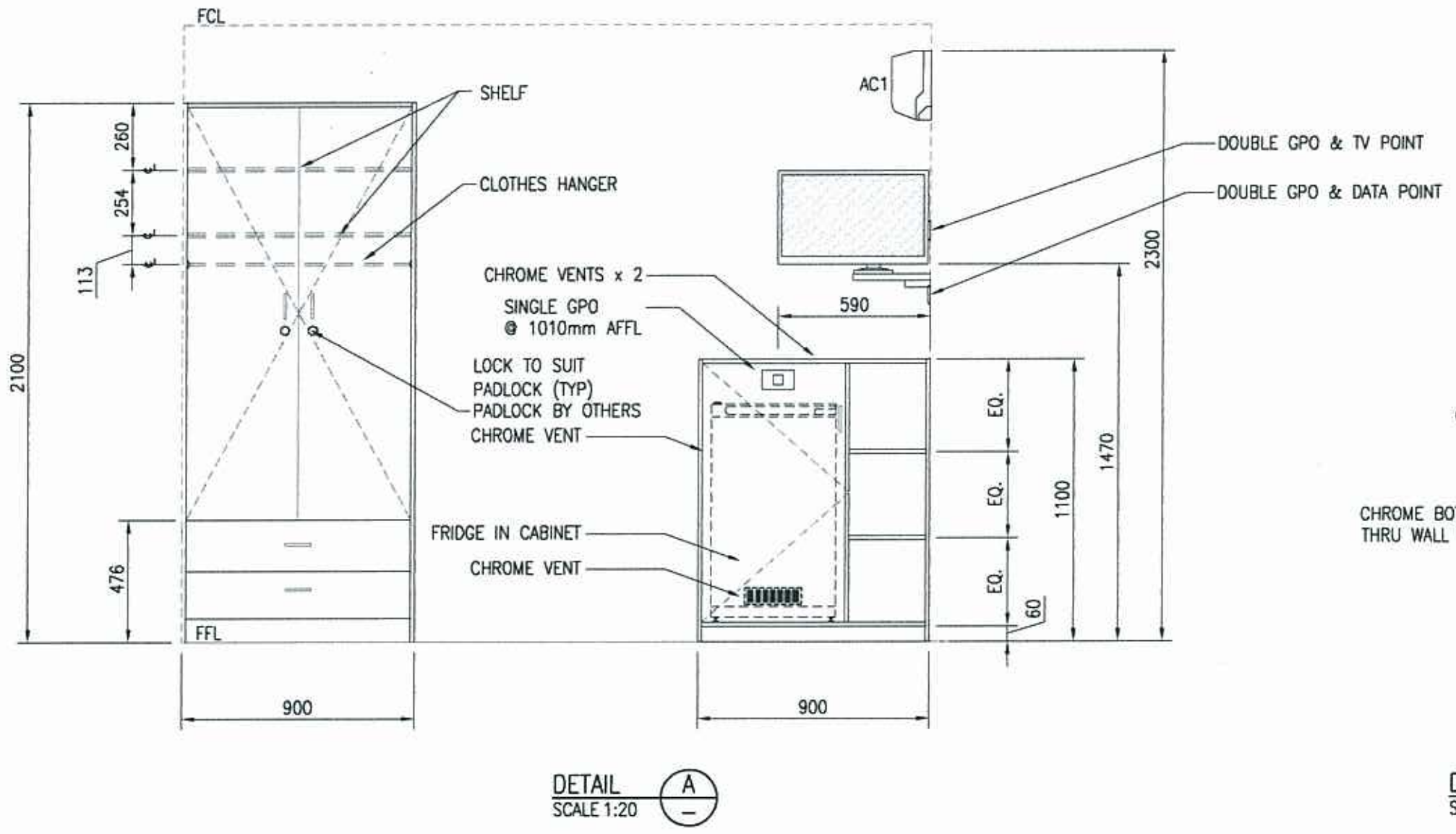

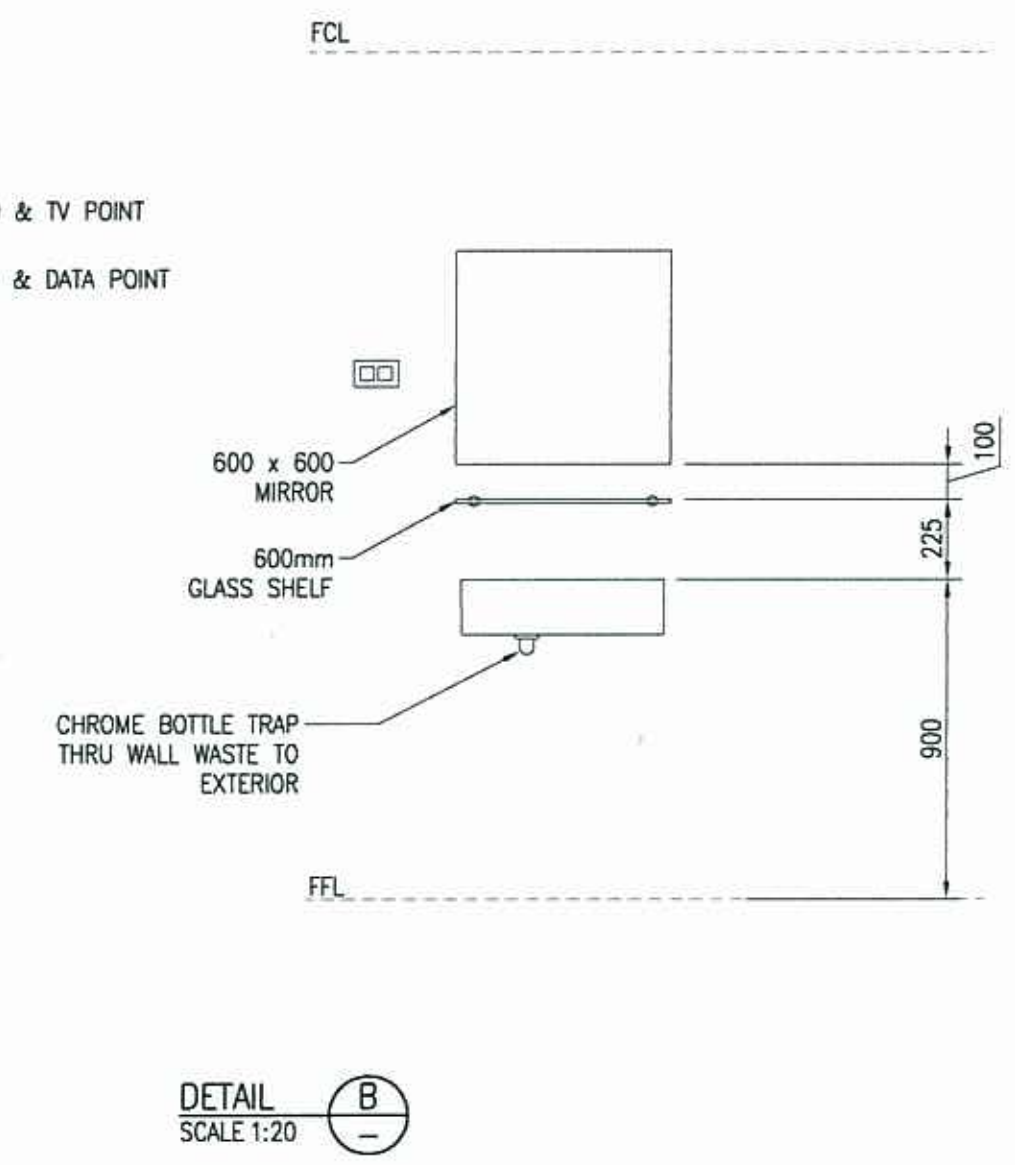

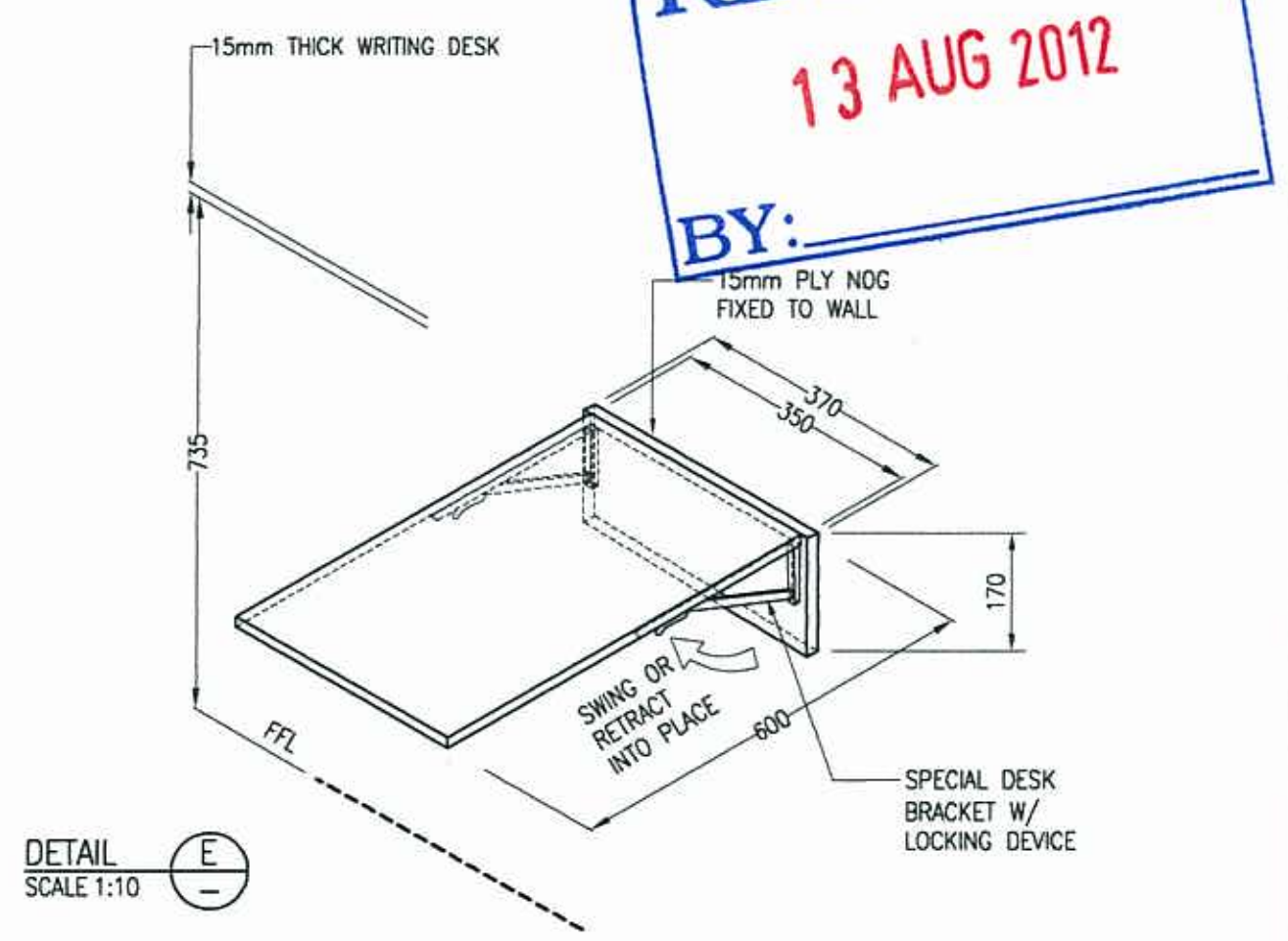

RECEIVED
13 AUG 2012
BY:

PLANS AND DOCUMENTS referred to in the ULDA APPROVAL dated 12/9/12

GENERAL NOTES

1. MANUFACTURED TO AUSCO BUILDING STANDARDS FOR DESIGN WIND SPEED B190.
2. PLUMBING IS TO BE MANIFOLDED TO ONE POINT BY AUSCO IN FACTORY. THE SECTIONS THAT CANNOT BE TRANSPORTED ON THE BUILDING IS TO BE REMOVED, PACKED INTO THE BUILDNG & INSTALLED ON SITE BY OTHERS. FLOOR WASTES ARE THRU FLOOR ONLY.
3. FLOOR WASTES ARE NOT GRADED.
4. AUSCO IS TO PROVIDE DRAW WIRES W/ RJ45 PLATE ONLY. ALL OTHER DATA AND COMMS ARE BY OTHERS ON SITE.
5. 'SALTO' SWIPE CARD ENTRY DEVICE (WIDE STILE ESCUTCH MIFARE) TO OPERATE 'D1' W/ LATCH & '9650' HARDWARE. DEVICE TO BE INSTALLED TO MANUFACTURE SPECIFICATIONS. CARD READER TO BE INTERLINKED TO 'SALTO' SOFTWARE ON SITE.
6. BEDHEAD, DESK LAMP, EASY CHAIR & DESIGNER PRINT ARE TO BE SUPPLIED BY AUSCO & INSTALLED ON SITE BY DECORATE BY DESIGN.
7. NOTE DELETED.
8. PROVIDE ADDITIONAL NOGGINS TO THIS WALL @ 900mm AND 1000mm AFFL (TYPICAL TO ALL ROOMS)
9. PROVIDE ADDITIONAL TWO NOGGINS TO THIS WALL @ 950mm AFFL FOR THE BEDHEAD (TYPICAL TO ALL ROOMS)
10. MAINTAINED VANDALITE IS TO HAVE YELLOW TUBES.
11. PROVDE SUITABLE NOGGINS TO THIS WALL FOR WRITING SHELF, EQUISPACED (TYPICAL TO ALL ROOMS)
12. FIXING POINT FOR TV IS IN 85mm FROM WALL (TYPICAL FOR ALL ROOMS)
13. ALL SURFACE MOUNTED FALL RESTRAINT ANCHORS ARE TO BE INSTALLED TO RELEVENT AUSTRALIAN STANDARDS AND TO MANUFACTURERS SPECIFICATIONS.
14. SALTO ENERGY SAVING DEVICE TO CONTROL AIR-CONDITIONERS AND INTERNAL LIGHTS. OCCUPANT TO INSERT ROOM CARD BEFORE ACTIVATING LIGHTS AND AIR-CONDITIONING.
15. EXTERNAL PAINT IS TO HAVE ANTI-MOULD.
16. AIR-CONDITIONING HEADS ARE TO BE INSTALLED BY AUSCO IN FACTORY. CONDENSORS ARE TO BE PACKED INTO THE BUILDING AND INSTALLED ON SITE BY OTHERS. PIPWORK IS TO BE CONCEALED IN THE WALLS AND RAN UNDERFLOOR AND IS TO BE LOOPED AT THE END OF THE MODULE UNDER THE CHASSIS. STOP/START INTERFACE CARD IS TO BE INSTALLED ON ALL AIR-CONDITIONERS WITH CABLING CONCEALED IN WALLS. INSTALL INTERFACE CARD TO MANUFACTURER'S SPECIFICATIONS.

A/C'S, PLUMBING, FURNITURE & OTHER SCHEDULE

TAG	QTY	DESCRIPTION

A/C'S, PLUMBING, FURNITURE & OTHER SCHEDULE

TAG	QTY	DESCRIPTION
34	4	CHAIR, VISITOR EXTERNAL
33	14.4m	GUTTER W/ DOWNPIPES (REFER TO FINISHES SCHEDULE)
32	4	ARTWORK – INSTALLED ON SITE BY 'DECORATE BY DESIGN'
31	4	LAMP – INSTALLED ON SITE BY 'DECORATE BY DESIGN'
30	1	FIRE EXTINGUISHER, 4.5kG – DRY CHEMICAL
29	4	RUBY TUB CHAIR – LAGOON COLOUR – INSTALLED ON SITE BY 'DECORATE BY DESIGN'
28	4	BEDHEAD, UPHOLSTERED, 1450x600 @ 950mm AFFL COLOUR – NIGHT
27	3	FROG LINK (FROG001) COMPLETE WITH RIVETS (REFER NOTE '13')
26	4	FRIDGE CABINET (REFER DETAIL A)
25	4	WRITING SHELF MOUNTED AT 720mm AFFL (REFER DETAIL E)
24	8	IP65 LED RECESSED DOWNLIGHT
23	8	IP44 LED RECESSED DOWNLIGHT
22	4	VIRTU CUBIT ROBE HOOK WITH BACKPLATE, CHROME(@1750 AFL)
21	4	ENERGY SAVING DEVICE, OFFLINE – REFER NOTE '14'
20	4	CUBIT GLASS SHELF 600mm
19	2	HWS, GAS LPG 27L RHEEM W/ WP BOX
18	4	TELEVISION 26" LCD FIXED W/ WALL BRACKET @ 1470 AFFL
17	4	BAR FRIDGE 129L LG
16	4	600 x 600 MIRROR
15	1	LIGHT, FLUORO, VANDALITE, 2x18W, MAINTAINED (REFER NOTE 10)

A/C'S, PLUMBING, FURNITURE & OTHER SCHEDULE

TAG	QTY	DESCRIPTION
14	1	LIGHT, FLUORO, VANDALITE, 1x18W
13	4	TABLE, BEDSIDE W/ DRAWER, 400x400 (REFER DETAIL D)
12	4	WARDROBE W/ HANGING SPACE & DRAWERS (REFER DETAIL A)
11	4	BED, DOUBLE ENSEMBLE W/INNERSPRING MATTRESS, SLIDER FEET
10	8	DRAW WIRE, TO FINISH UNDER FLOOR (REFER NOTE '4')
9	1	SPLITTER BOX, 4-WAY FOR TV POINTS @ 100 AFL
8	1	PE CELL FOR EXTERNAL VANDALITE(S)
7	1	'J' BOX FOR INTERLINKED SMOKE ALARMS (WIRED THRU RELAY)
6	4	SMOKE ALARM, INTERLINKED & WIRED THRU RELAY INTO 'J' BOX
5	4	SKYTUBE, INTECH 250mm, W/ EXTRACTION & DUCTED THROUGH ROOF W/ COWL. COLOUR IS TO MATCH ROOFING IRON
4	4	VIRTU CUBIT DOUBLE TOWEL RAIL 600mm CHROME FINISH @1000 AFL
3	4	CAROMA CUBE EXTENSION WALL BASIN RHS (1 TAPHOLE) 570x395mm, W/ TERAMO BASIN MIXER CHROME (PT122), PLASTEC (CP) CHROME BOTTLE TRAP & POPUP PLUG
2	4	SHOWER 1050x900, WHITE SHOWER BASE/WHITE LAMIPANEL. OBSECURE GLASS PIVOT DOOR W/ OBSECURE GLASS FIXED SIDE PANEL & TERAMO MIXER (PT123) W/ METHVEN LINEA GENOA HAND SHOWER ON-RAIL BRASS (34121)
1	4	TOILET SUITE DUAL FLUSH W/ VIRTU CUBIT TOILET ROLL HOLDER (CHROME)
AC1	4	AIR-CONDITIONER, SS, DAIKIN, 3.5kW INVERTER W/ STOP/START INTERFACE CARD – KAP413ABIS, (REFER NOTE 16)

DOOR & WINDOW SCHEDULE

TAG	QTY	ITEM	DESCRIPTION	COLOUR
W1	4	WINDOW 1075x900	FF ALUM HS W/ TRIM	BLACK
		FLYSCREEN	FRAME ALUM/MESH FGLASS	BLACK
		GLASS	7.10mm ACOUSTIC LAMIN.	TINTED
		ACCESSORY	BLOCKOUT CURTAIN	HABITAT NAVY
D2	4	DOOR INT 2040x820	TIMBER HOLLOW CORE SLIDING	WHITE
		PELMET	ALUMINIUM	WHITE
		FRAME/TRIM	ALUMINIUM/ALUMINIUM	BLACK
		HANDLE	FLUSH PULL	SATIN CHROME
D1	4	DOOR EXT 2040x820	TIMBER SOLID CORE	LOFT
		FRAME/TRIM	TIMBER/TIMBER	LOFT
		HANDLE	9650 ELECTRONIC LOCK	–
		LOCKING DEVICE	'SALTO' SWIPE ENTRY	(NOTE '5')
		ACCESSORY	PEEP HOLE	1550 AFL
		BOTTOM SEALS	RP4T & RP95	–

BUILDING INFORMATION

SERIAL NUMBER	T.B.A
CEILING HEIGHT	2405mm
BUILDING HEIGHT	T.B.A
DESTINATION/STATE	T.B.A

ENGINEERING INFORMATION

DESIGN WIND SPEED	B190
LIFTING CAPACITY	7.0t
DISTRIBUTED FLOOR LOAD	3.0kPa
CONCENTRATED FLOOR LOAD	2.7kN

DWG DISTRIBUTION

CONT.	PURCH.	MANU.	ELECT.	PLUMB.	Q/A.
–	–	–	–	–	–
TRANS.	SITE	HIRE	CONSU.	SPARE	SPARE
–	–	–	–	–	–

APPROVED FOR MANUFACTURE ON BEHALF OF: ....

NAME (PRINT):..

COMPANY POSITION:..

SIGNATURE:..

DATE:..

SYMBOL LEGEND

18W FLUORO	LIGHT SWITCH	TV TELEVISION OUTLET
36W FLUORO	LIGHT SWITCH WP	
2x36W FLUORO	LIGHT SW' 2 WAY	TP TELEPHONE OUTLET
DIFFUSED FLUORO	LIGHT SW' DBL	
18W FLUORO WP	S/OUTLET 10amp	DC DATA COM. OUTLET
EXT 18W VANDALITE	S/OUTLET 10A DBL	
EXT 18W VANDALITE	S/OUTLET 15amp	DRAW WIRE
8W BED LAMP	S/OUTLET 20amp	FIRE EXTINGUISHER
BULKHEAD LIGHT	ISOLATOR SWITCH	WATER INLET
INCAND' LIGHT	SWITCHBOARD	WASTE OUTLET
WELL GLASS LHT	POWER ENTRY	HOSE COCK
OYSTER LIGHT	JUNCTION BOX	FLOOR WASTE
EXIT LIGHT	SMOKE ALARM	COAT HOOK
EMERG' LIGHT	EXTRACTOR FAN	DUAL COAT HOOKS

Issue	Date	Description	By	Check
A	AS NOTED	ORIGINAL		

FORM No COMOPFC0

AUSCO MODULAR

COPYRIGHT AUSCO MODULAR PTY LTD MAY NOT BE REPRODUCED OR ITS CONTENTS DIVULGED WITHOUT WRITTEN AUTHORITY

Title: FLOOR PLAN (B190)

Project: 14.4 x 4.2m ACCOMMODATION UNIT 4 ROOM

Client: AUSCO STAYOVER STAYOVER ON CAPRICORN

Drawn By	Drawn Date	Scale		
G.M	FEB 12	1:50		A1
Checked By	Check Date	DIMENSIONS ARE IN MM DO NOT SCALE		
Project No.		Order No.		
Dwg No. 14552-001		Sheet 1 of 7		Issue A

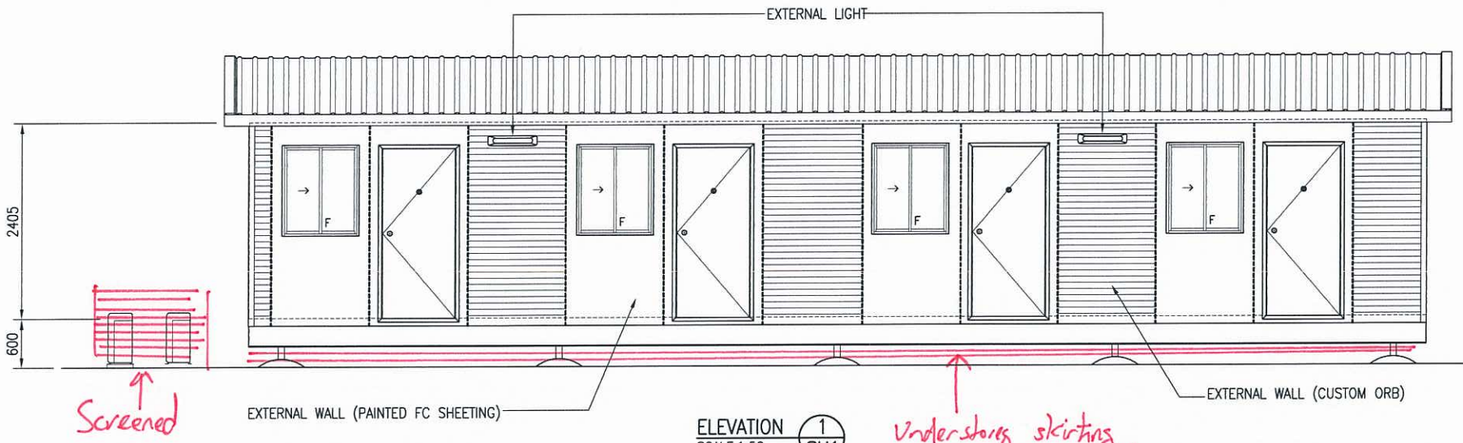

ELEVATION 1 SH1
SCALE 1:50

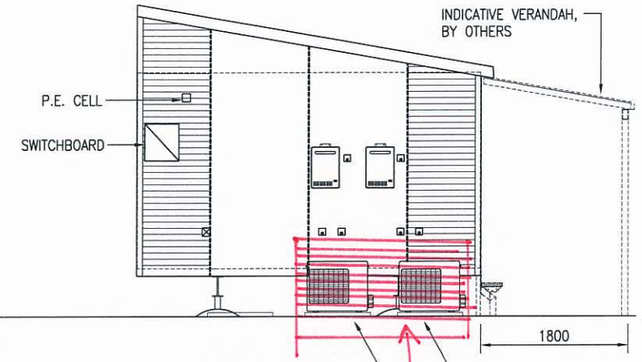

ELEVATION 2 SH1
SCALE 1:50

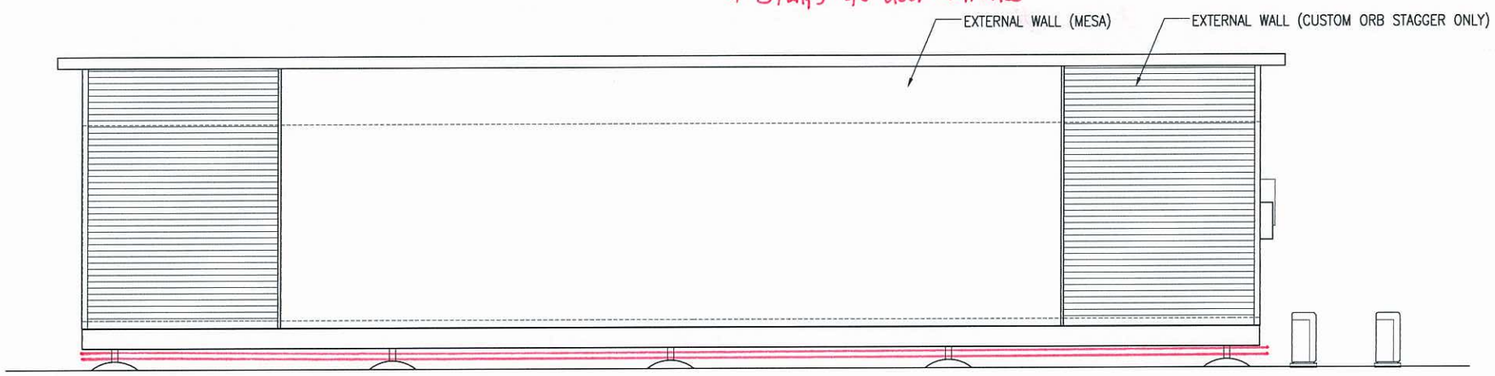

ELEVATION 3 SH1
SCALE 1:50

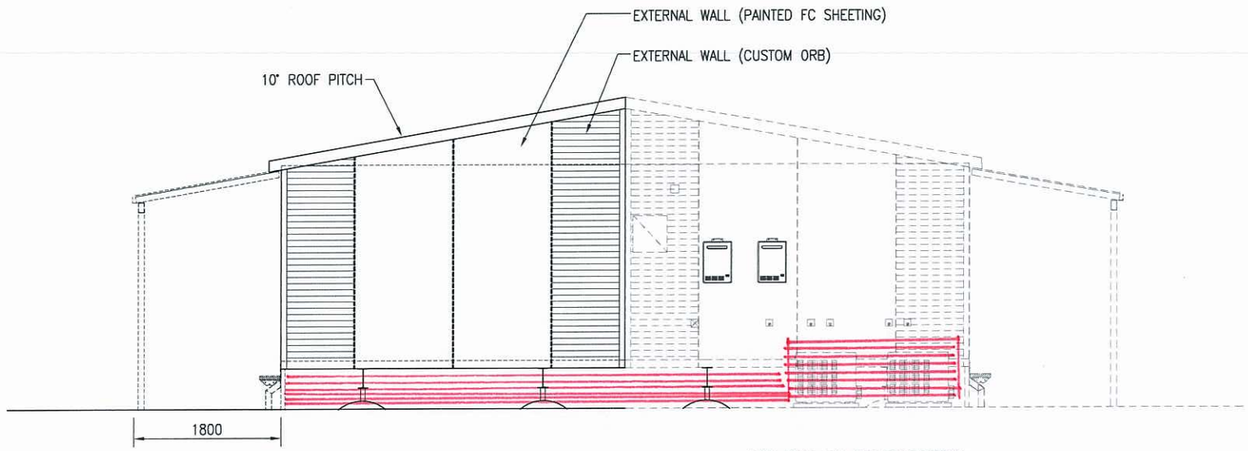

ELEVATION 4 SH1
SCALE 1:50

BUILDING TO BE STAGGERED
BACK-TO-BACK & MIRROR REVERSED

RECEIVED
13 AUG 2012
BY:

PLANS AND DOCUMENTS referred to in the ULDA APPROVAL dated 12/9/12

AMENDED IN RED
31 AUG 2012
By: Matt Toon (name)
of the ULDA

Issue	Date	Description	By	Check
A	AS NOTED	ORIGINAL		

FORM No GDWOFFCO

AUSCO MODULAR

COPYRIGHT AUSCO MODULAR PTY LTD MAY NOT BE REPRODUCED OR ITS CONTENTS DIVULGED WITHOUT WRITTEN AUTHORITY

Title
ELEVATIONS

Project
14.4 x 4.2m
ACCOMMODATION UNIT 4 ROOM

Client
AUSCO STAYOVER
STAYOVER ON CAPRICORN

Drawn By	Drawn Date	Scale	
G.M	FEB 12	1:50	A2
Checked By	Check Date	DIMENSIONS ARE IN MM DO NOT SCALE	
Project No.		Order No.	
Dwg No. 14552-001		Sheet 2 of 7	Issue A

BUILDING TO HAVE INFILLED PERIMETER SUBFLOOR SKIRT

REV 7

SITE BUILT DECK TO ACCESSIBLE UNITS ONLY

18500 TO FRAMING

4550 | 4700 | 4700 | 4550

150 | 150

300

15500 TO FRAMING

16400 TO FRAMING

4400 TO FRAMING

3368

1500

1800

2700

UNIT 1

UNIT 2

UNIT 3
ACCESSIBLE UNIT TO GROUND FLOOR ONLY

UNIT 4
ACCESSIBLE UNIT TO GROUND FLOOR ONLY

UNIT 5
AUSCO STAYOVER EXPERIMENTAL ROOM 2

UNIT 6
AUSCO STAYOVER EXPERIMENTAL ROOM 1

UNIT 7

UNIT 8

AEROPAC FRESH AIR UNIT

SB1

SB2

THERMAL BATTENS & REFLECTIVE FOIL TO EXTERNAL FACE OF END UNITS ONLY

ROOF 2° FALL

SITE BUILT DECK TO ACCESSIBLE UNITS ONLY

STAIR TREAD FIXINGS HAND TIGHTENED ONLY

REV 7

STAIRS AND RAMP TO COMPLY WITH AS1428.1

GROUND FLOOR MODULE 1

REV 7

GROUND FLOOR MODULE 2

GROUND FLOOR MODULE 3
AUSCO STAYOVER EXPERIMENTAL FLOOR

GROUND FLOOR MODULE 4

CLADDING COLOR: EVENING HAZE
FLOORING: 18mm CFC
SERIAL: MQB-060XXXX-XX

CLADDING COLOR: JASPER
FLOORING: 18mm CFC
SERIAL: MQB-060XXXX-XX

CLADDING COLOR: EVENING HAZE
FLOORING: 18mm CFC
SERIAL: MQB-060XXXX-XX

CLADDING COLOR: EVENING HAZE
FLOORING: 18mm CFC
SERIAL: MQB-060XXXX-XX

PLANS AND DOCUMENTS referred to in the ULDA APPROVAL dated 12/9/12

APPROVED FOR MANUFACTURE ON BEHALF OF: AUSCO STAYOVER

NAME (PRINT):.....

COMPANY POSITION:.....

SIGNATURE:.....

DATE:.....

BUILDING INFORMATION

SERIAL NUMBER	REF. NOTES
CEILING HEIGHT	2705
BUILDING HEIGHT	3437/3731 (7568 O/A)
DESTINATION/STATE	BLACKWATER, QLD

RECEIVED
13 AUG 2012
BY:

Issue	Date	Description	By	Check
7	27/07/12	HAND TIGHTEN TREAD/LANDING FIXINGS	IY	
6	23/07/12	HANDRAILS ADJUSTED, SW BOARDS LABELED	IY	
5	09/07/12	LIFT ADJUSTED, AEROPAC CHANGED	IY	
4	03/07/12	EXPERIMENTAL FLOOR MODIFIED	IY	
A	AS NOTED	ORIGINAL		

FORM No GDWGPFCD

AUSCO MODULAR

COPYRIGHT AUSCO MODULAR PTY LTD MAY NOT BE REPRODUCED OR ITS CONTENTS DIVULGED WITHOUT WRITTEN AUTHORITY

Title
GROUND FLOOR SET OUT PLAN

Project
STUDIO APARTMENT @ STAYOVER ON CAPRICORN (BLACKWATER)

Client
AUSCO MODULAR (STAYOVER)

Drawn By	Drawn Date	Scale		A3
IY	MAY 12	1:100		
Checked By	Check Date	DIMENSIONS ARE IN MM DO NOT SCALE		

Project No.	Order No.
IP29075	REF. NOTES

Dwg No.	Sheet	Issue
14552-017	1 of 11	6

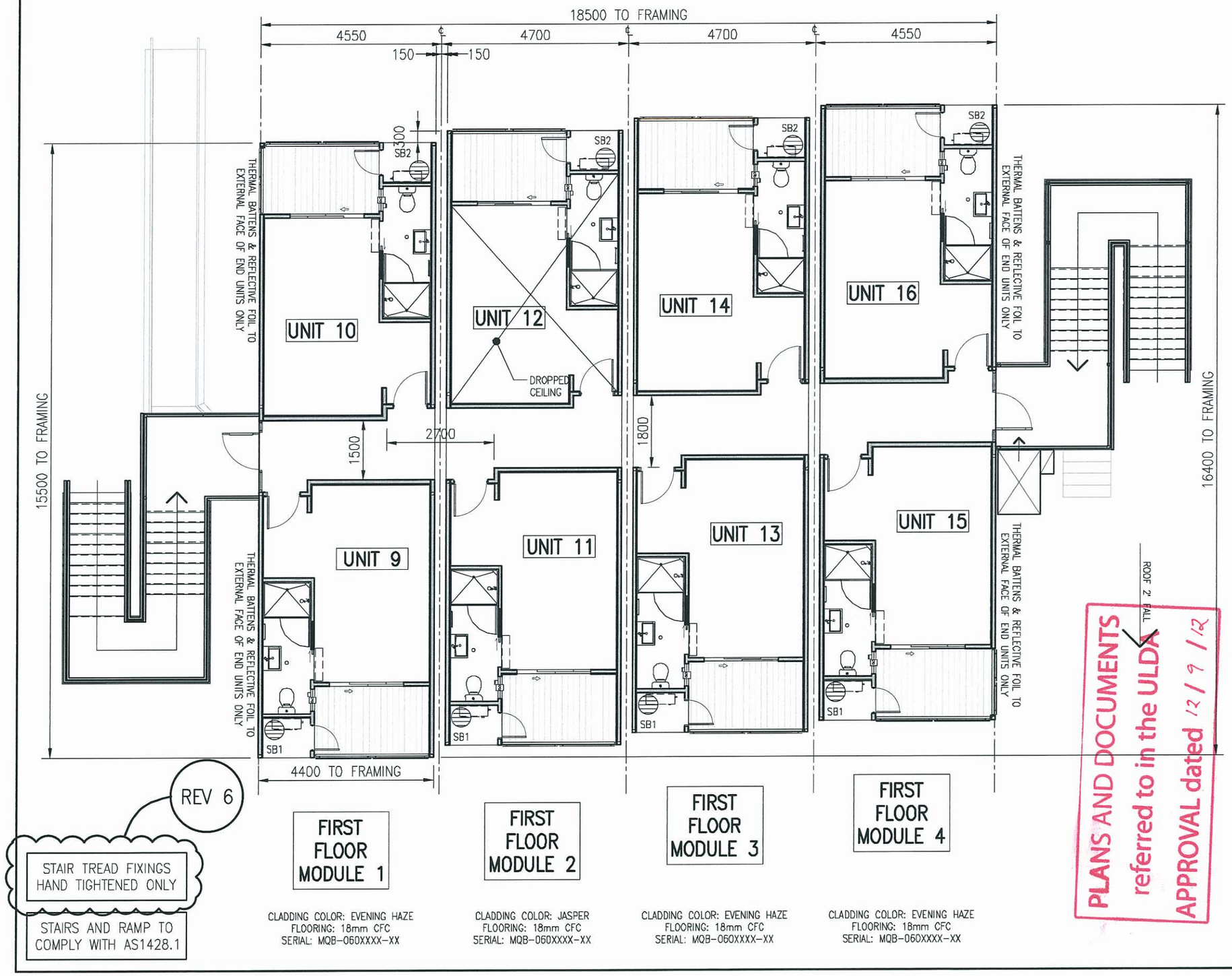

APPROVED FOR MANUFACTURE ON BEHALF OF: AUSCO STAYOVER

NAME (PRINT):.....

COMPANY POSITION:.....

SIGNATURE:.....

DATE:.....

BUILDING INFORMATION

SERIAL NUMBER	REF. NOTES
CEILING HEIGHT	2705
BUILDING HEIGHT	3437/3731 (7568 O/A)
DESTINATION/STATE	BLACKWATER, QLD

RECEIVED
13 AUG 2012
BY:

Issue	Date	Description	By	Check
6	27/07/12	TREAD/LANDING FIXINGS HAND TIGHTENED	IY	
5	23/07/12	DROPPED CEILING MOVED, S/BD'S LABELED	IY	
4	09/07/12	LIFT ADJUSTED, DROPPED CEILING (U11)	IY	
3	13/06/12	NOTES & STAIRS CHANGED	IY	
A	AS NOTED	ORIGINAL		

FORM No GDWGPFCD

AUSCO MODULAR

COPYRIGHT AUSCO MODULAR PTY LTD MAY NOT BE REPRODUCED OR ITS CONTENTS DIVULGED WITHOUT WRITTEN AUTHORITY

Title
FIRST FLOOR SET OUT PLAN

Project
STUDIO APARTMENT @ STAYOVER ON CAPRICORN (BLACKWATER)

Client
AUSCO MODULAR (STAYOVER)

Drawn By	Drawn Date	Scale		
IY	MAY 12	1:100		A3
Checked By	Check Date	DIMENSIONS ARE IN MM DO NOT SCALE		

Project No.	Order No.
IP29075	REF. NOTES

Dwg No.	Sheet	Issue
14552-017	2 of 11	5

PLANS AND DOCUMENTS referred to in the ULDA APPROVAL dated 12/9/12

APPROVED FOR MANUFACTURE ON BEHALF OF: AUSCO STAYOVER

NAME (PRINT):.....

COMPANY POSITION:.....

SIGNATURE:.....

DATE:.....

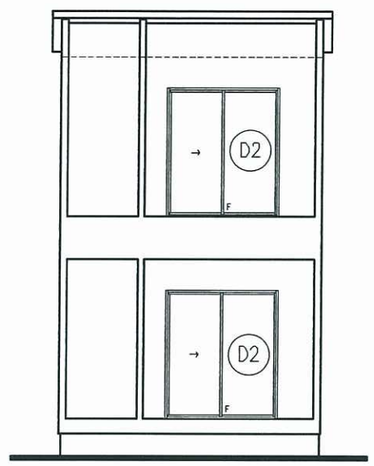

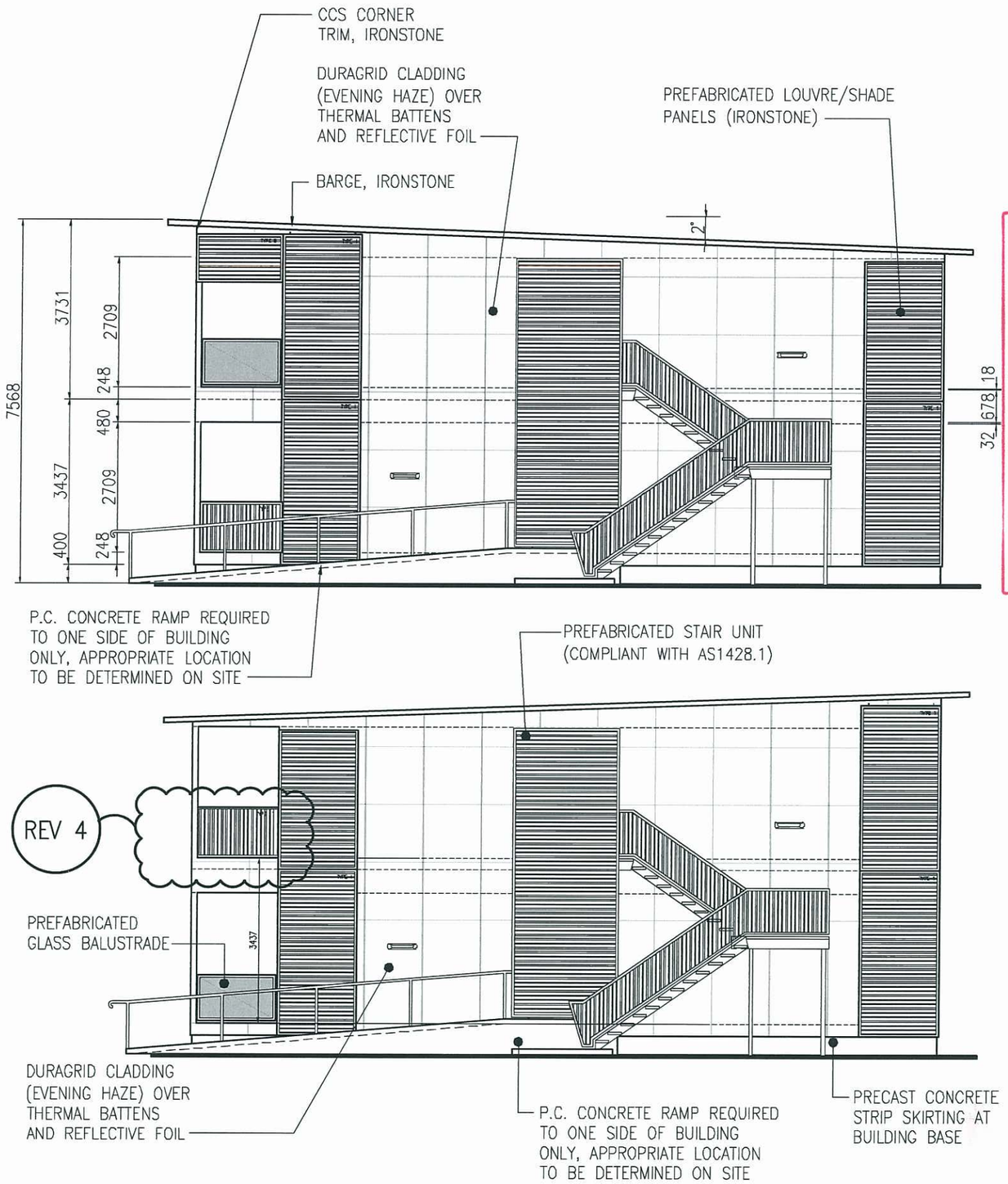

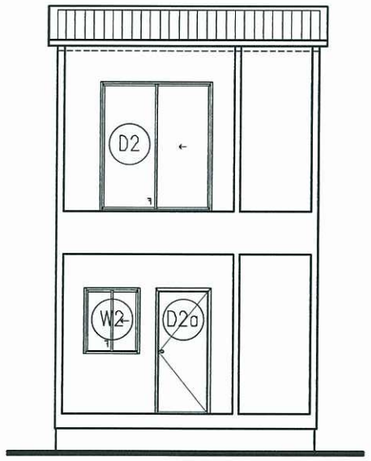

MODULE ELEVATIONS
SCALE 1:50

PLANS AND DOCUMENTS referred to in the ULDA APPROVAL dated 12/9/12

RECEIVED
13 AUG 2012
BY:

Issue	Date	Description	By	Check
4	27/07/12	BALUSTRADE CHANGED	SBP	
3	27/07/12	RAMP CHANGED, EXTERNAL LIGHTS MOVED	IY	
2	13/06/12	RAMP CHANGED	IY	
1	04/06/12	GLASS BALUSTRADE CHANGED	IY	
0	24/05/12	ISSUED FOR MANUFACTURE	IY	

FORM No GDWGPFCD

AUSCO MODULAR

COPYRIGHT AUSCO MODULAR PTY LTD MAY NOT BE REPRODUCED OR ITS CONTENTS DIVULGED WITHOUT WRITTEN AUTHORITY

Title
MODULE ELEVATIONS

Project
STUDIO APARTMENT @ STAYOVER ON CAPRICORN (BLACKWATER)

Client
AUSCO MODULAR (STAYOVER)

Drawn By	Drawn Date	Scale		
IY	MAY 12	1:100		A3
Checked By	Check Date	DIMENSIONS ARE IN MM DO NOT SCALE		

Project No.	Order No.
IP29075	REF. SETOUT

Dwg No.	Sheet	Issue
14552–017	3 of 11	4

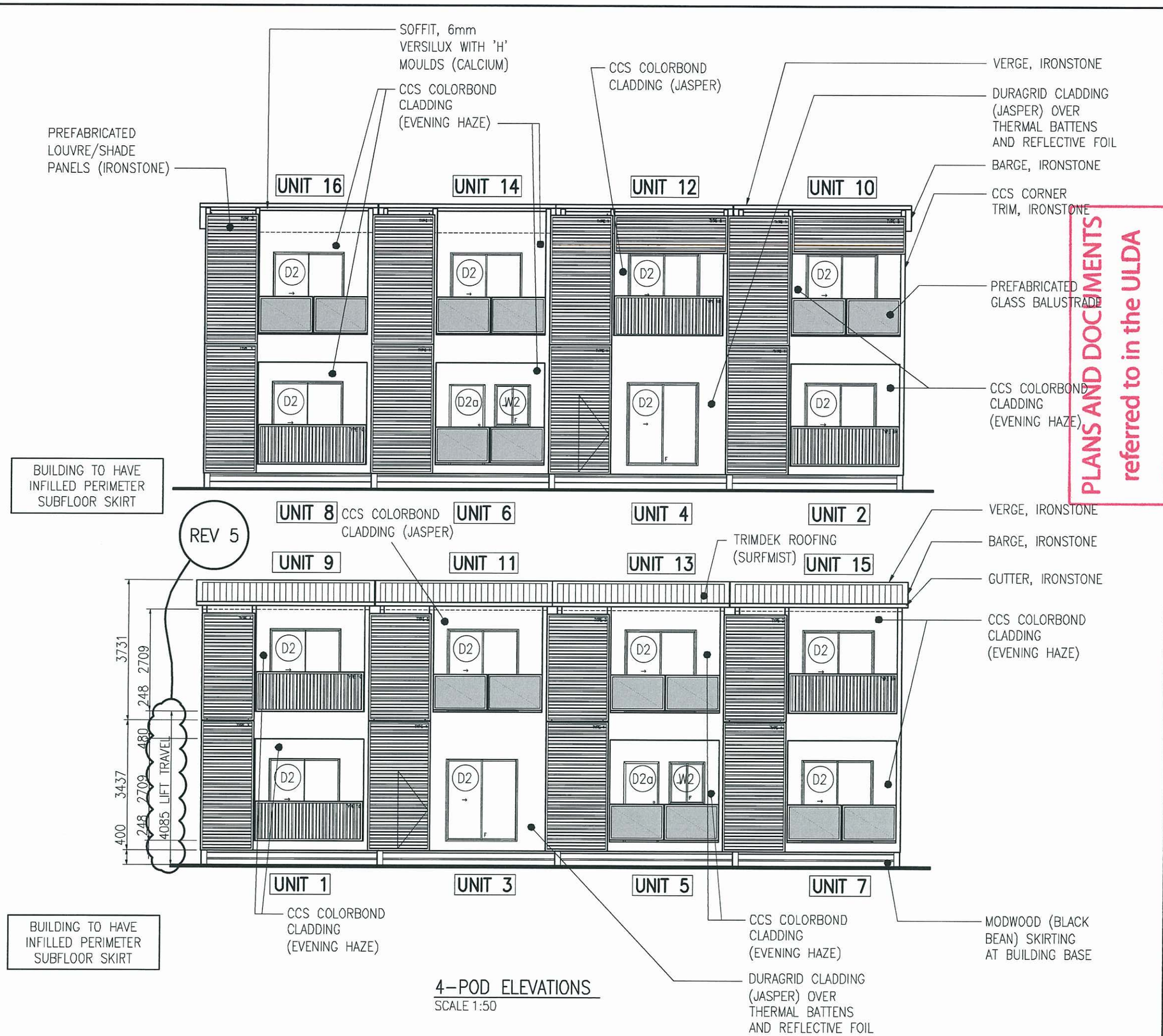

4-POD ELEVATIONS
SCALE 1:50

APPROVED FOR MANUFACTURE ON BEHALF OF: AUSCO STAYOVER

NAME (PRINT):.....

COMPANY POSITION:.....

SIGNATURE:.....

DATE:.....

PLANS AND DOCUMENTS referred to in the ULDA APPROVAL dated 12/9/12

RECEIVED 13 AUG 2012 BY:

Issue	Date	Description	By	Check
5	23/07/12	DIMS. ADDED	IY	
4	03/07/12	PANELS ALTERED	IY	
3	25/06/12	SOFFIT CHANGED TO VERSILUX	SBP	
2	06/06/12	PANEL REMOVED	IY	
A	AS NOTED	ORIGINAL		

FORM No GDWGPFCD

AUSCO MODULAR

COPYRIGHT AUSCO MODULAR PTY LTD MAY NOT BE REPRODUCED OR ITS CONTENTS DIVULGED WITHOUT WRITTEN AUTHORITY

Title
FRONT & REAR ELEVATIONS

Project
STUDIO APARTMENT @ STAYOVER ON CAPRICORN (BLACKWATER)

Client
AUSCO MODULAR (STAYOVER)

Drawn By	Drawn Date	Scale	
IY	MAY 12	1:100	A3
Checked By	Check Date	DIMENSIONS ARE IN MM DO NOT SCALE	

Project No.	Order No.
IP29075	REF. SETOUT

Dwg No.	Sheet	Issue
14552-017	4 of 11	5

ELEVATION 1 SH1
SCALE 1:50

Under storey skirting and stairs to door entrance

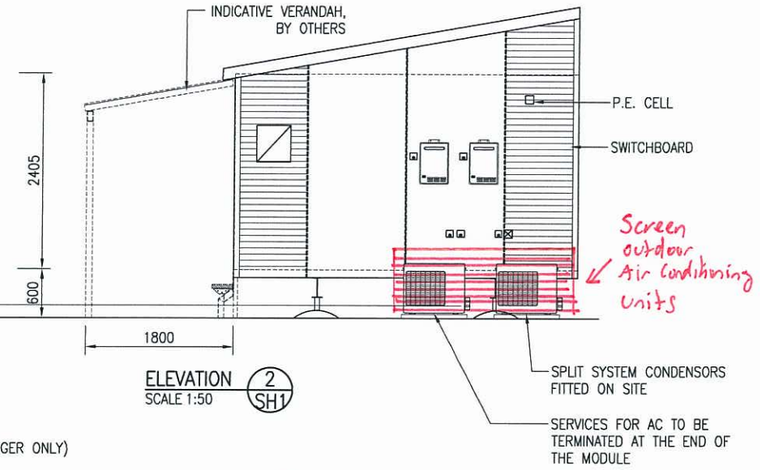

ELEVATION 2 SH1
SCALE 1:50

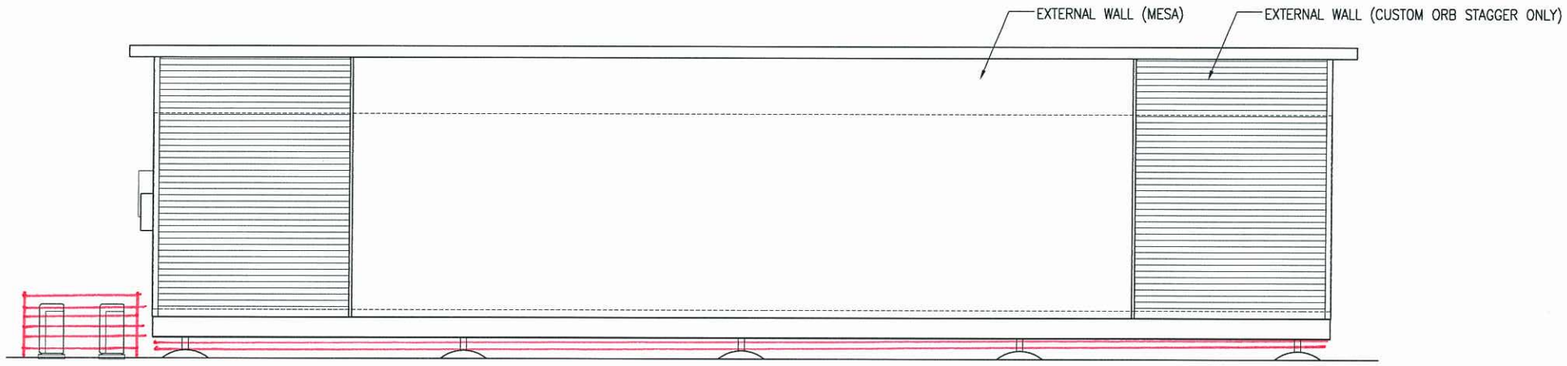

ELEVATION 3 SH1
SCALE 1:50

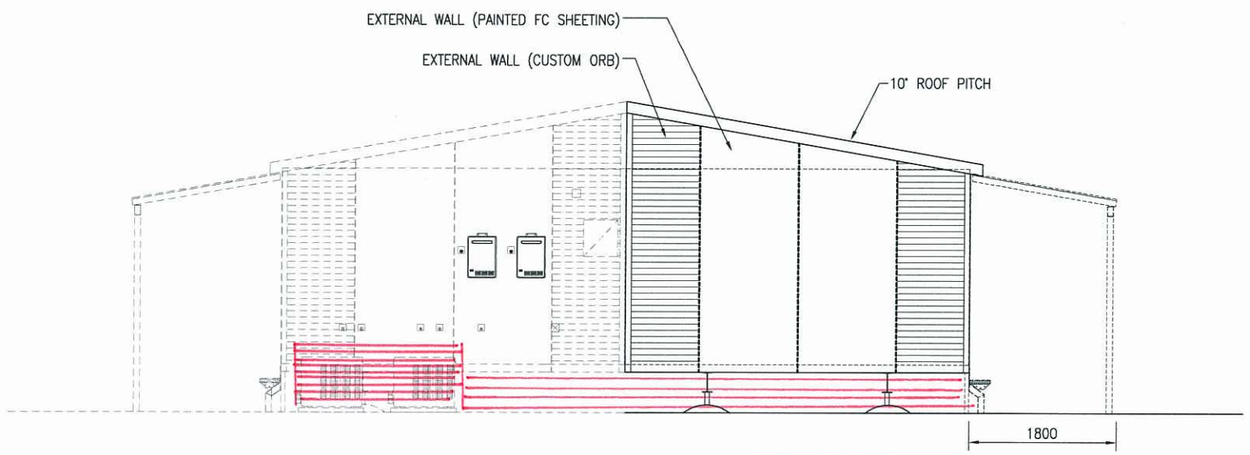

ELEVATION 4 SH1
SCALE 1:50

BUILDING TO BE STAGGERED
BACK-TO-BACK & MIRROR REVERSED

PLANS AND DOCUMENTS referred to in the ULDA APPROVAL dated 12/9/12

RECEIVED
13 AUG 2012
BY:

AMENDED IN RED
31 AUG 2012
By: Matt Teen (name)
of the ULDA

Issue	Date	Description	By	Check
A	AS NOTED	ORIGINAL		

FORM No CDWGPFCO

AUSCO MODULAR

COPYRIGHT AUSCO MODULAR PTY LTD MAY NOT BE REPRODUCED OR ITS CONTENTS DIVULGED WITHOUT WRITTEN AUTHORITY

Title: ELEVATIONS

Project: 14.4 x 4.2m ACCOMMODATION UNIT 3 ROOM

Client: AUSCO STAYOVER STAYOVER ON CAPRICORN

Drawn By	Drawn Date	Scale	
IY	MAR 12	1:50	A2

Checked By | Check Date | DIMENSIONS ARE IN MM DO NOT SCALE

Project No. | Order No.

Dwg No 14552-013 | Sheet 2 of 7 | Issue A

FINISHES SCHEDULE

STEELWORK		
CHASSIS	250UB25 @ 2200mm CRS	SUBFRAME BLACK
FLOORING		
FLOORING	15mm T&G F11 PLYWOOD	N/A
FLOOR COVERING	PLANET SUPREME CARPET, DIRECT STICK	COALCLIFFE
SUBFLOOR INSUL.	R1.5 GLASSWOOL W/ STEEL PAN	N/A
ABLUTION AREAS:		
FLOOR COVERING	2.0mm SLIP-RESISTANT VINYL WITH 100mm COVING UP WALLS	BLACK OPAL
WALLS		
WALL STUDS	75mm STEEL FRAME @ 400 CRS	–
EXT. CORNER	ALUMINIUM SOAKERS	LOFT
EXTERNAL WALL TYPE 1:		
PART EASYLAP/PART CUSTOM ORB (REFER TO SHEET 2, ELEVATIONS)		
EXT. LINING	8.5mm EASYLAP PANEL (PAINTED)	–
EXT. LINING	CCS CUSTOM ORB PROFILE	–
INSUL. EXT WALLS	R2.0 G'WOOL 75mm SILENCER BATT	–
INSUL. INT WALLS	R2.0 G'WOOL 75mm SILENCER BATT	–
INT. LINING	3.6mm PREFINISHED PLYWOOD	WHITE SMOKE
SKIRTING	70mm PVC MOULD	BLACK
INT. CORNERS	SOFT LEGGED TEE	WHITE SMOKE
CORNICE	PINE SHADOWLINE W/ 7x13 REBATE	WHITE
SEPARATING WALL TYPE 1: (REFER DETAIL 'C')		
INT. LINING	1x16mm FIRESTOP UNDER 3.6mm PREFINISHED PLYWOOD	WHITE SMOKE
INSULATION	R2.0 G'WOOL 75mm ACOUSTITHERM	–
ROOF/CEILING		
CEILING STUDS	75mm STEEL FRAME @ 400 CRS	–
ROOF SHEETING	CUSTOM ORB	SURFMIST
EXT FASCIA BARGE	CCS	LOFT
EXT FASCIA EAVE	CCS	LOFT
INSUL. CEILING	R4.0 GLASSWOOL 190mm BATTS	–
CEILING LINING	3.6mm PREFINISHED PLYWOOD	MIRAGE PEARL
INSULATION ROOF	R1.8 GLASSWOOL BLANKET 75mm OVER PURLINS	–
ELECTRICAL		
LOAD CENTRE	36 POLE, 3 PHASE, EXTERNAL PLASTIC LOAD CENTRE IN METAL ENCLOSURE @ 2000mm AGL	–
CABINETRY		
1. REFER TO CABINETRY DRAWINGS		
2. COLOURS FOR CABINET WORK TO BE 'NEW GRAPHITE'		
3. ALL MOULDING TO BE "NEW GRAPHITE" COLOUR, TYPE OF MOULDING REFERRED TO ON ELEVATIONS.		
4. CABINET MAKER TO PROVIDE A SLIDE IN BLOCK SECTION FOR WHERE THE HUTCH UNITS JOIN IN THE CORNER, 'NEW GRAPHITE' IN COLOUR.		
5. COFFEE TABLE BUILT AS PER MANUFACTURERS RECOMMENDATIONS W/ MID SHELF, 'NEW GRAPHITE'.		
PLUMBING		
EXPOSED PIPEWORK IS TO BE CHROME		
ITEM	DESCRIPTION	COLOUR

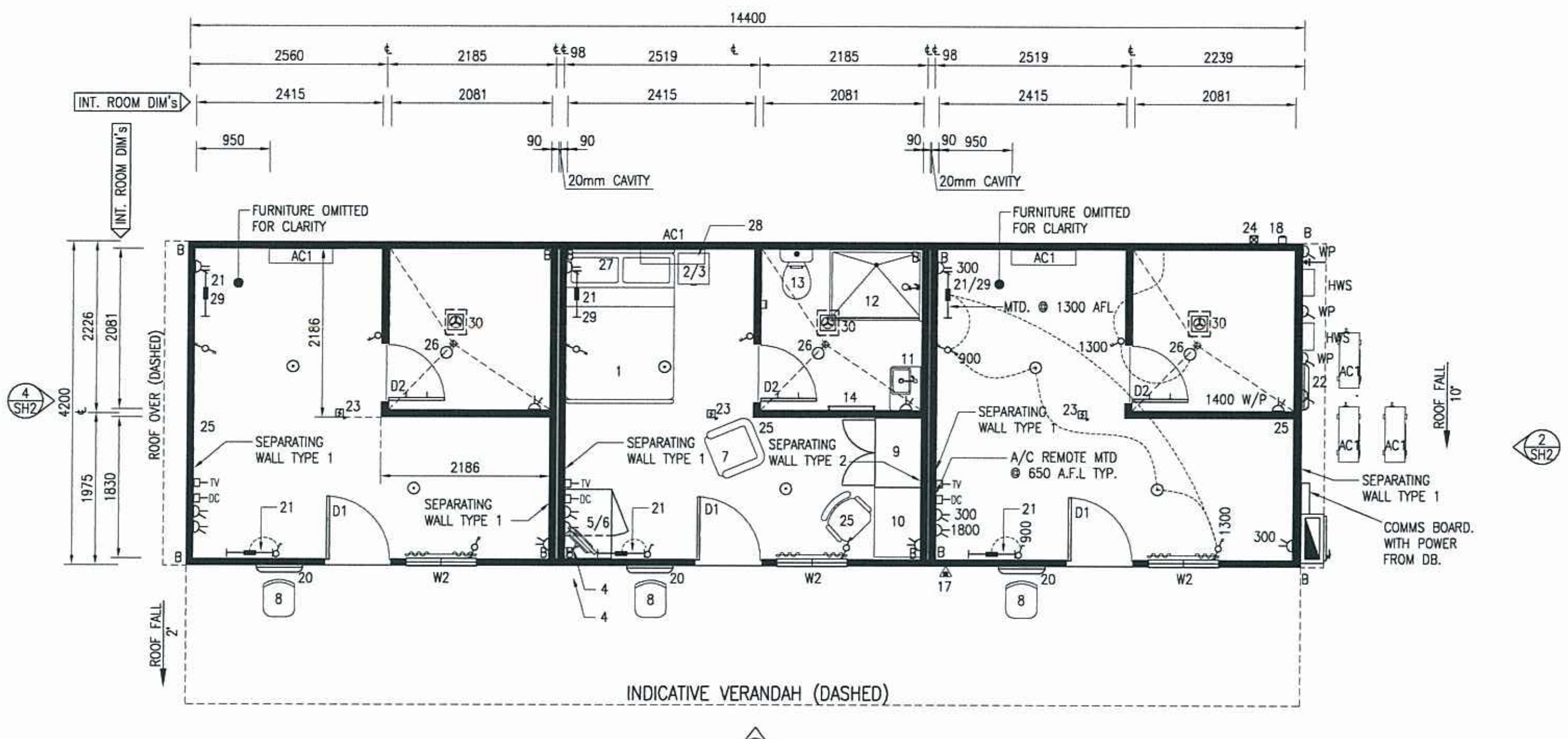

PLAN
SCALE 1:50

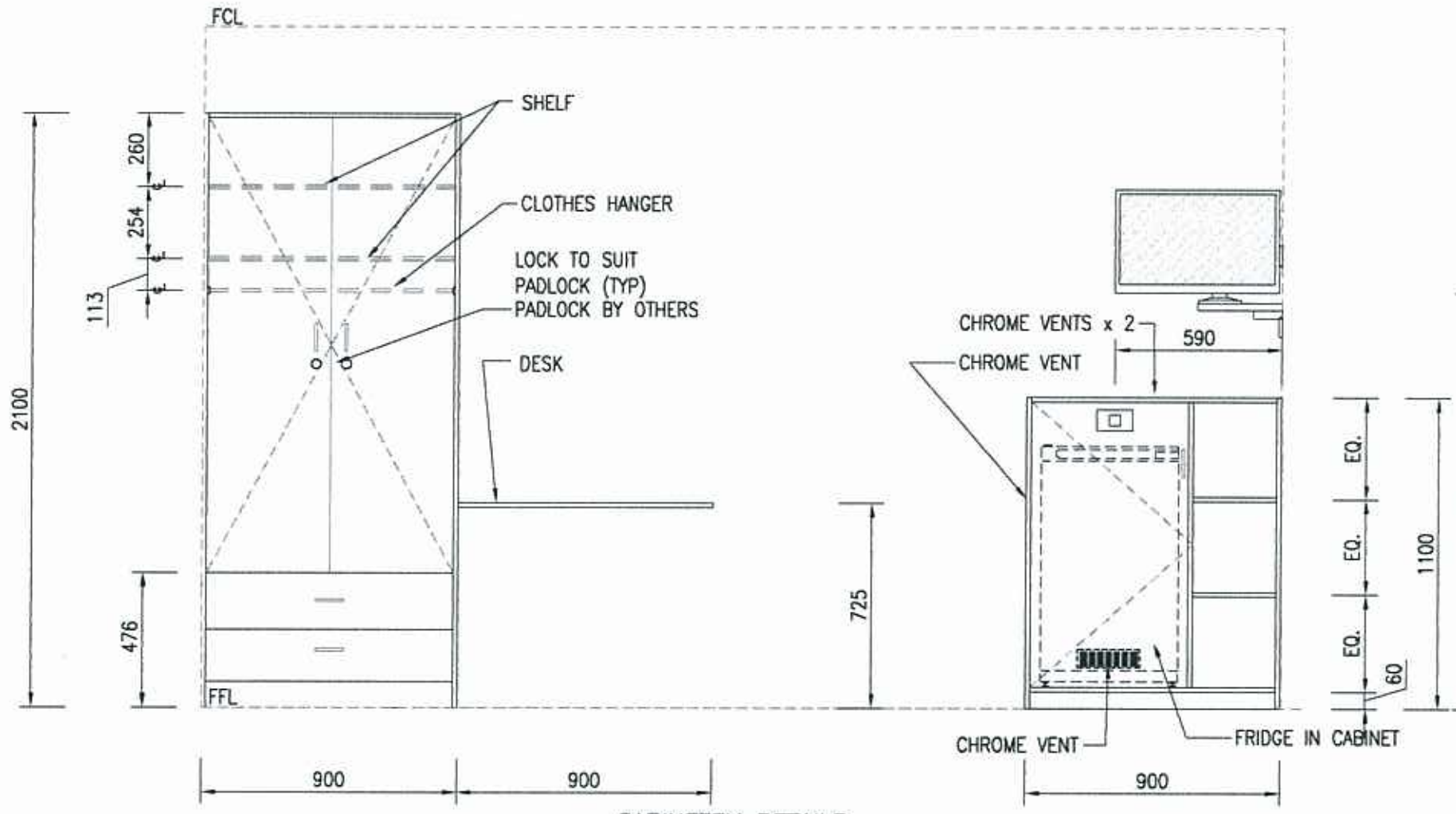

CABINETRY DETAILS
SCALE 1:20

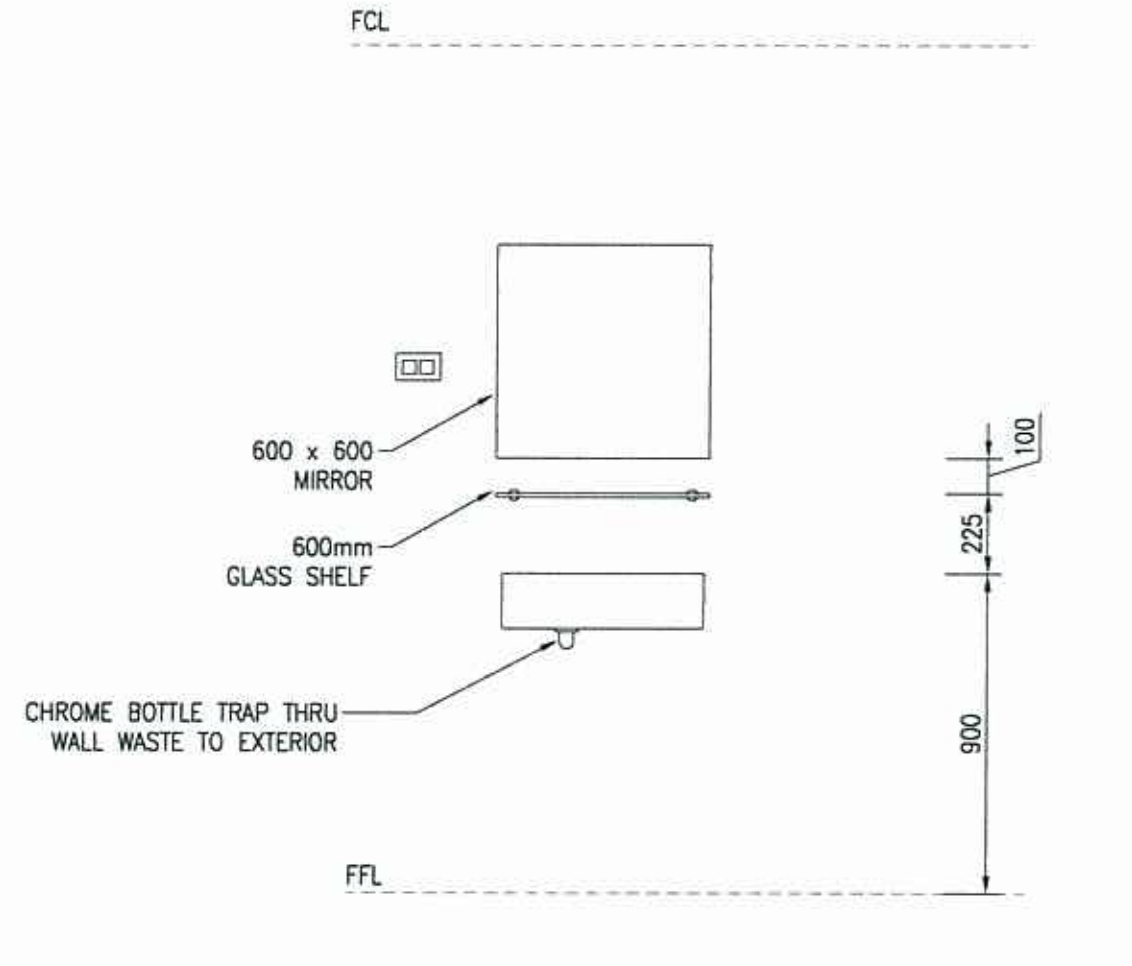

VANITY ELEVATION
SCALE 1:20

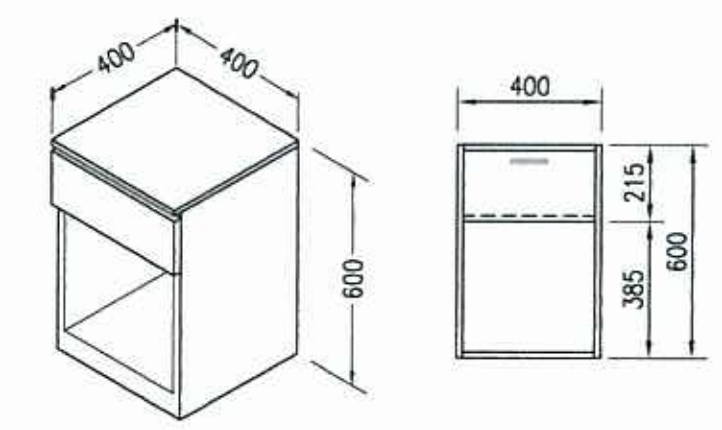

BEDSIDE TABLE
SCALE 1:20

RECEIVED
13 AUG 2012
BY:

PLANS AND DOCUMENTS
referred to in the ULDA
APPROVAL dated 12/9/12

BUILDING INFORMATION

SERIAL NUMBER	T.B.A
CEILING HEIGHT	2705mm
BUILDING HEIGHT	3340mm
DESTINATION/STATE	T.B.A

ENGINEERING INFORMATION

DESIGN WIND SPEED	B190
LIFTING CAPACITY	14.5t
DISTRIBUTED FLOOR LOAD	2.0kPa
CONCENTRATED FLOOR LOAD	1.8kN
WEIGHT FOR TIE DOWNS	12.0t

DWG DISTRIBUTION

CONT.	PURCH.	MANU.	ELECT.	PLUMB.	Q/A.
–	–	–	–	–	–
TRANS.	SITE	HIRE	CONSU.	SPARE	SPARE
–	–	–	–	–	–

APPROVED FOR CONSTRUCTION ON BEHALF OF: ....

NAME (PRINT):......................................

COMPANY POSITION:......................................

SIGNATURE:......................................

DATE:......................................

SYMBOL LEGEND

18W FLUORO	LIGHT SWITCH	TV TELEVISION OUTLET
36W FLUORO	LIGHT SWITCH WP	
2x36W FLUORO	LIGHT SW' 2 WAY	TP TELEPHONE OUTLET
DIFFUSED FLUORO	LIGHT SW' DBL	
18W FLUORO WP	S/OUTLET 10amp	DC DATA COM. OUTLET
EXT 18W VANDALITE	S/OUTLET 10A DBL	
EXT 18W VANDALITE	S/OUTLET 15amp	DRAW WIRE
8W BED LAMP	S/OUTLET 20amp	FIRE EXTINGUISHER
BULKHEAD LIGHT	ISOLATOR SWITCH	WATER INLET
INCAND' LIGHT	SWITCHBOARD	WASTE OUTLET
WELL GLASS LHT	POWER ENTRY	HOSE COCK
OYSTER LIGHT	JUNCTION BOX	FLOOR WASTE
EXIT LIGHT	SMOKE ALARM	COAT HOOK
EMERG' LIGHT	EXTRACTOR FAN	DUAL COAT HOOKS

GENERAL NOTES

1. MANUFACTURED TO AUSCO BUILDING STANDARDS FOR DESIGN WIND SPEED B190.
2. PLUMBING IS TO BE MANIFOLDED TO ONE POINT BY AUSCO IN FACTORY. THE SECTIONS THAT CANNOT BE TRANSPORTED ON THE BUILDING IS TO BE REMOVED, PACKED INTO THE BUILDING & INSTALLED ON SITE BY OTHERS. FLOOR WASTES ARE THRU FLOOR ONLY.
3. FLOOR WASTES ARE NOT GRADED.
4. AUSCO IS TO PROVIDE DRAW WIRES W/ RJ45 PLATE ONLY. ALL OTHER DATA AND COMMS ARE BY OTHERS ON SITE.
5. 'SALTO' SWIPE CARD ENTRY DEVICE (WIDE STILE ESCUTCH MIFARE) TO OPERATE 'D1' W/ LATCH & '9650' HARDWARE. DEVICE TO BE INSTALLED TO MANUFACTURE SPECIFICATIONS. CARD READER TO BE INTERLINKED TO 'SALTO' SOFTWARE ON SITE.
6. BEDHEAD, DESK LAMP, EASY CHAIR & DESIGNER PRINT ARE TO BE SUPPLIED BY AUSCO & INSTALLED ON SITE BY DECORATE BY DESIGN.
7. NOTE DELETED.
8. PROVIDE ADDITIONAL NOGGINS TO THIS WALL @ 900mm AND 1000mm AFFL (TYPICAL TO ALL ROOMS)
9. PROVIDE ADDITIONAL TWO NOGGINS TO THIS WALL @ 950mm AFFL FOR THE BEDHEAD (TYPICAL TO ALL ROOMS)
10. MAINTAINED VANDALITE IS TO HAVE YELLOW TUBES.
11. PROVIDE SUITABLE NOGGINS TO THIS WALL FOR WRITING SHELF, EQUISPACED (TYPICAL TO ALL ROOMS)
12. FIXING POINT FOR TV IS IN 85mm FROM WALL (TYPICAL FOR ALL ROOMS)
13. ALL SURFACE MOUNTED FALL RESTRAINT ANCHORS ARE TO BE INSTALLED TO RELEVANT AUSTRALIAN STANDARDS AND TO MANUFACTURERS SPECIFICATIONS.
14. SALTO ENERGY SAVING DEVICE TO CONTROL AIR-CONDITIONERS AND INTERNAL LIGHTS. OCCUPANT TO INSERT ROOM CARD BEFORE ACTIVATING LIGHTS AND AIR-CONDITIONING.
15. EXTERNAL PAINT IS TO HAVE ANTI-MOULD.
16. AIR-CONDITIONING HEADS ARE TO BE INSTALLED BY AUSCO IN FACTORY. CONDENSERS ARE TO BE PACKED INTO THE BUILDING AND INSTALLED ON SITE BY OTHERS. PIPEWORK IS TO BE CONCEALED IN THE WALLS AND RAN UNDERFLOOR AND IS TO BE LOOPED AT THE END OF THE MODULE UNDER THE CHASSIS. STOP/START INTERFACE CARD IS TO BE INSTALLED ON ALL AIR-CONDITIONERS WITH CABLING CONCEALED IN WALLS. INSTALL INTERFACE CARD TO MANUFACTURER'S SPECIFICATIONS.

A/C'S, PLUMBING, FURNITURE & OTHER SCHEDULE

TAG	QTY	DESCRIPTION
HWS	2	HWS, GAS LPG 27L RHEEM W/ WP BOX
30	3	SKYTUBE, INTECH 250mm, W/ EXTRACTION & DUCTED THROUGH ROOF W/ COWL. COLOUR IS TO MATCH ROOFING IRON
29	3	ARTWORK – INSTALLED ON SITE BY 'DECORATE BY DESIGN'
28	3	LAMP – INSTALLED ON SITE BY 'DECORATE BY DESIGN'
27	3	BEDHEAD, UPHOLSTERED, 1450x600 @ 950mm AFFL COLOUR – NIGHT
26	3	IP65 LED RECESSED DOWNLIGHT
25	3	FROG LINK (FROG001) COMPLETE WITH RIVETS (REFER NOTE '13')
24	1	SPLITTER BOX, 3-WAY FOR TV POINTS @ 100 AFL
23	3	SMOKE ALARM, INTERLINKED & WIRED THRU RELAY INTO 'J' BOX
22	1	EMERGENCY FLURO WITH SELF TEST
21	6	HERMOSA LIGHTING WALL MTD. LIGHT – 'VALERIE' PICTURE LIGHT SIZE: L735 x W140 x H70.
20	3	EXTERNAL LIGHTS MOUNTED @ 2200 A.F.L. TO CL – FITTED WITH YELLOW INSECT REPELLANT FLURO TUBES
19	–	ITEM DELETED
18	1	PE CELL FOR EXTERNAL LIGHTS @ 2300 A.F.L. TO CL
17	1	FIRE EXTINGUISHER 9.0kg DRY CHEMICAL W/ WALL MTD BRACKET & SIGN ABOVE

A/C'S, PLUMBING, FURNITURE & OTHER SCHEDULE

TAG	QTY	DESCRIPTION
16	–	ITEM DELETED
15	–	ITEM DELETED
14	3	TOWEL RAIL DOUBLE, S/S CHROME PLATED, 400mm (1@1000 A.F.L.)
13	3	TOILET SUITE DUAL FLUSH W/ VIRTU CUBIT TOILET ROLL HOLDER
12	3	SHOWER 1200x900 W/ FLICKMIXER & PIVOT GLASS DOOR SOAP HOLDER, LONG NECK SHR. HEAD & SHOWER CADDIE.
11	3	CAROMA CUBE EXTENSION WALL BASIN RHS (1 TAPHOLE) 570x395mm, W/ TERAMO BASIN MIXER CHROME (PT122), PLASTEC (CP) CHROME BOTTLE TRAP & POPUP PLUG WITH CUBIT GLASS SHELF 600mm AND 600x600 MIRROR
10	3	STUDY TABLE, 900Wx600Dx900H
9	3	WARDROBE W/ HANGING SPACE & DRAWERS (REFER DETAIL)
8	3	OUTDOOR CHAIR, ALLOY 120kg CAPACITY
7	3	RUBY TUB CHAIR – LAGOON COLOUR – INSTALLED ON SITE BY 'DECORATE BY DESIGN'
6	3	BAR FRIDGE 129L LG
5	3	FRIDGE CABINET (REFER DETAIL A)
4	3	LCD BRACKET W/ SWING ARM TO SUIT 22" LCD
3	3	TABLE, BEDSIDE W/ DRAWER, 400x400 (REFER DETAIL)
2	3	LAMP – INSTALLED ON SITE BY 'DECORATE BY DESIGN'
1	3	BED, DOUBLE, ENSEMBLE W/INNERSPRING MATTRESS W/ LOCKABLE CASTORS & 'SOFT LEMON' BED HEAD
AC1	3	AIR-CONDITIONER, SS, DAIKIN, 3.5kW INVERTER W/ STOP/START INTERFACE CARD – KAP413ABIS, (REFER NOTE 16)

DOOR & WINDOW SCHEDULE

TAG	QTY	ITEM	DESCRIPTION	COLOUR
W1	3	WINDOW 1075x900	FF ALUM. HS W/ TRIM	BLACK
		FLYSCREEN	FRAME ALUM/MESH STEEL	BLACK
		GLASS	7.10mm ACOUSTIC LAMIN.	TINTED
		ACCESSORY	BLOCKOUT CURTAIN	HABITAT NAVY
D2	3	DOOR INT 2040x720	TIMBER HOLLOW CORE	WHITE
		FRAME/TRIM	ALUMINIUM/ALUMINIUM	BLACK
		HANDLE	LOCK PRIVACY SET LEVER	SATIN CHROME
		ACCESSORY	820x250 S/S KICK PLATE	SATIN CHROME
			S/S COAT HOOKS (x2) @ 1800 AFL	SATIN CHROME
D1	3	DOOR EXT 2040x920	TIMBER SOLID CORE	LOFT
		FRAME/TRIM	TIMBER/TIMBER	LOFT
		HANDLE	9650 ELECTRONIC LOCK	–
		LOCKING DEVICE	'SALTO' SWIPE ENTRY	–
		ACCESSORY	PEEP HOLE	1550 AFL
		BOTTOM SEALS	RP4T & RP95	–

Issue	Date	Description	By	Check
A	AS NOTED	ORIGINAL		

FORM No COWCPFCO

AUSCO MODULAR

COPYRIGHT AUSCO MODULAR PTY LTD MAY NOT BE REPRODUCED OR ITS CONTENTS DIVULGED WITHOUT WRITTEN AUTHORITY

Title: FLOOR PLAN (B190)

Project: 14.4 x 4.2m ACCOMMODATION UNIT 3 ROOM

Client: AUSCO STAYOVER STAYOVER ON CAPRICORN

Drawn By	Drawn Date	Scale		
IY	MAR 12	1:50		A1
Checked By	Check Date	DIMENSIONS ARE IN MM DO NOT SCALE		
Project No.		Order No.		
Dwg No. 14552-013		Sheet 1 of 7		Issue A