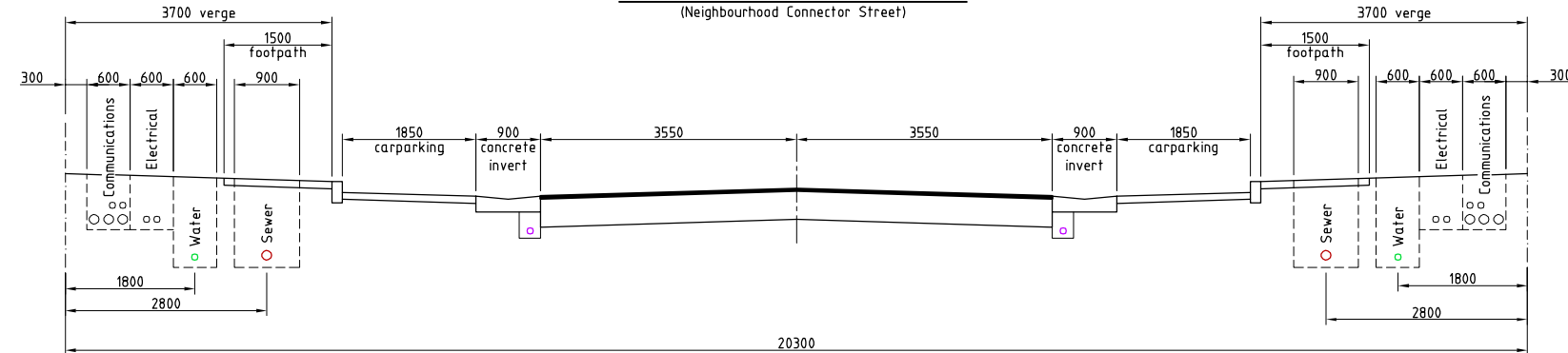
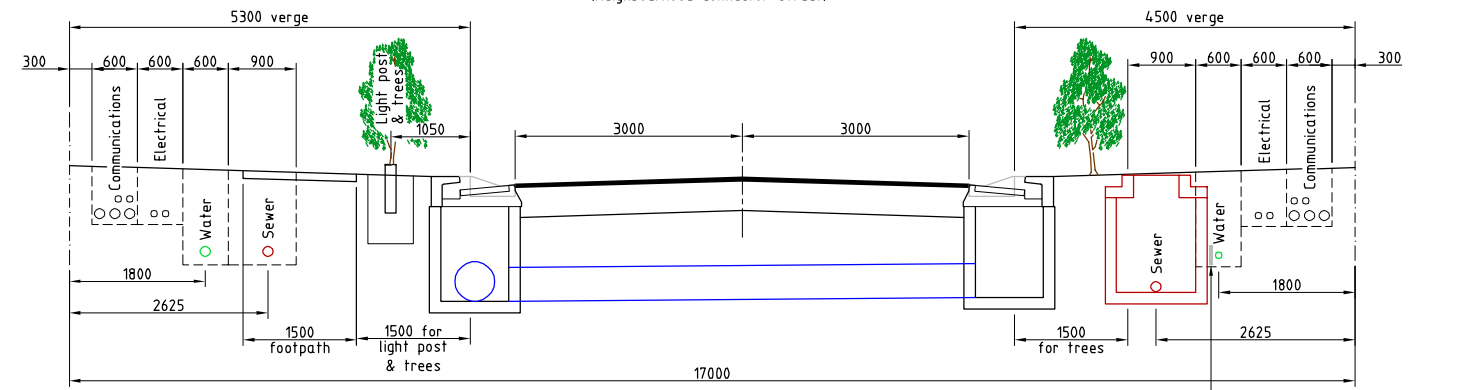


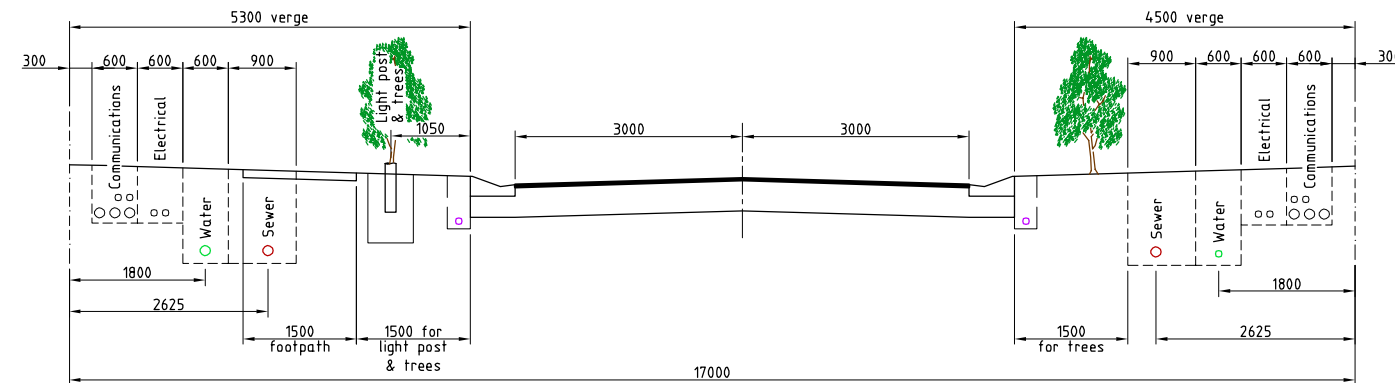
TYPICAL 20.3m WIDE CORRIDOR
(Neighbourhood Connector Street)



TYPICAL 20.3m WIDE CORRIDOR (ON-STREET PARKING)
(Neighbourhood Connector Street)



TYPICAL 17m WIDE CORRIDOR (SERVICE CLEARANCE)
(Neighbourhood Access Street)



TYPICAL 17m WIDE CORRIDOR
(Neighbourhood Access Street)

PRELIMINARY FOR DISCUSSION PURPOSES ONLY

All work is to be carried out in accordance with LOCAL AUTHORITIES standard details.

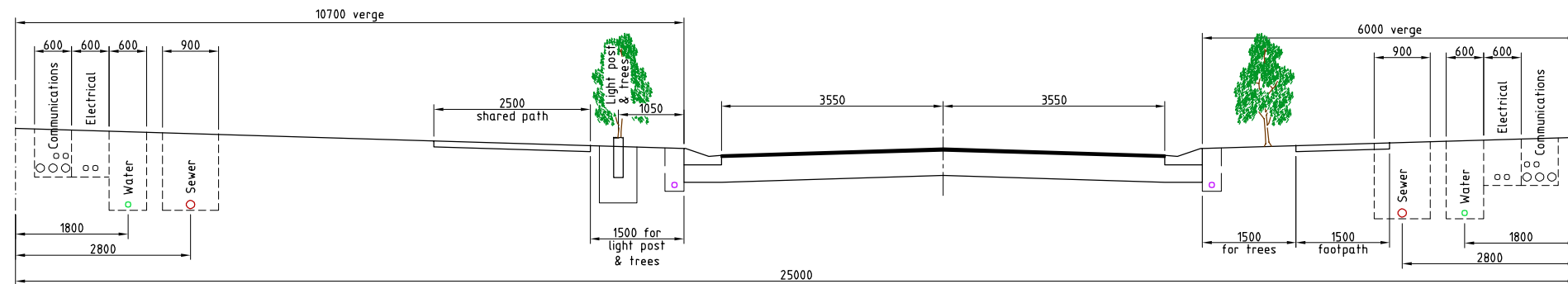


THE ORIGINAL OF THIS DOCUMENT IS COMPLETED TO THE SCALE NOTED. AS REPRODUCTION CAN DISTORT SIZE & SHAPE USE ONLY THE DIMENSIONS PROVIDED ON ARCHITECTURAL &/OR ENGINEERING DRAWINGS. VERIFY DIMENSIONS ON SITE BEFORE CONSTRUCTION.

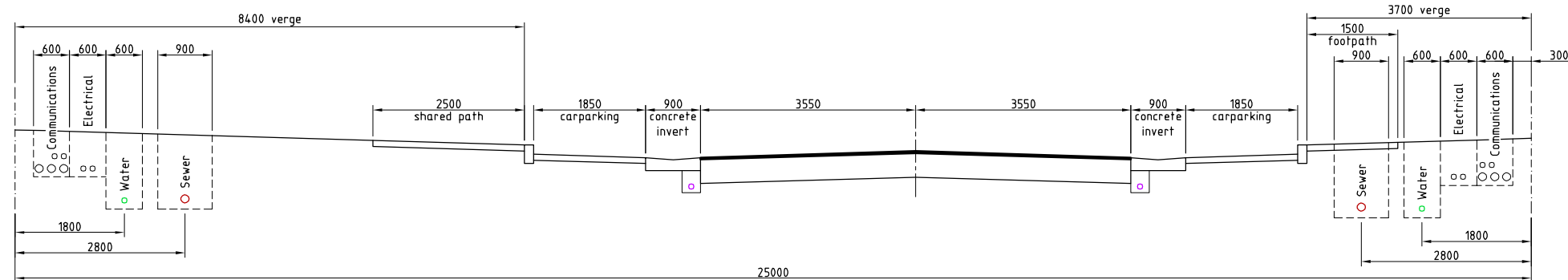


Civil & Structural Engineers
50 Punari Street, Currajong 4812
Phone: (07) 4725 5550 Fax: (07) 4725 5850
Email: mail@nceng.com.au
Milton Messer & Associates Pty. Ltd.
ACN 100 817 356

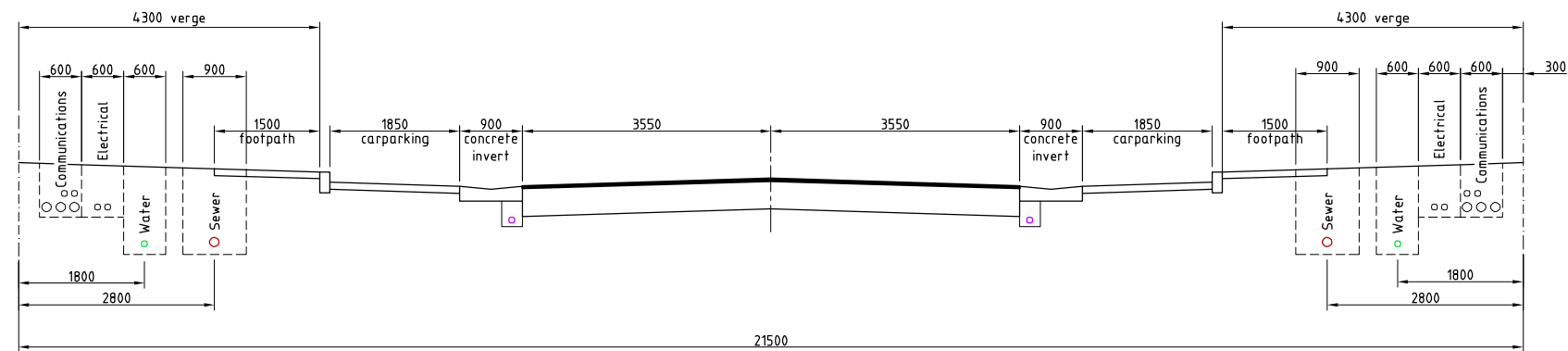
P3	PRELIMINARY - NOT FOR CONSTRUCTION - ISSUED FOR DISCUSSION PURPOSES ONLY	29/11/2017
P2	PRELIMINARY - NOT FOR CONSTRUCTION - ISSUED FOR DISCUSSION PURPOSES ONLY	20/11/2017
P1	PRELIMINARY - NOT FOR CONSTRUCTION - ISSUED FOR DISCUSSION PURPOSES ONLY	7/11/2017
Issue	Description	Date
Drawn KJM Date 7/11/2017	In Association With ECONOMIC DEVELOPMENT QUEENSLAND	TYPICAL ROAD CROSS SECTIONS
Checked Reviewed	THE VILLAGE, OONOONBA RESIDENTIAL SUBDIVISION, MASTER PLANNING	
COPYRIGHT ©	Drawing Number EDQ0000/M06	Issue P3



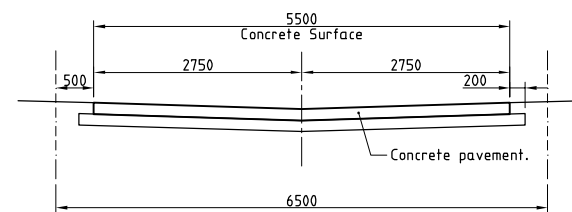
TYPICAL 25m WIDE CORRIDOR
(Neighbourhood Connector Street)



TYPICAL 25m WIDE CORRIDOR (ON-STREET PARKING)
(Neighbourhood Connector Street)



TYPICAL 21.5m WIDE CORRIDOR (ON-STREET PARKING)
(Neighbourhood Connector Street)



TYPICAL CONCRETE LANEWAY
(Neighbourhood Laneway)

**PRELIMINARY
FOR DISCUSSION
PURPOSES ONLY**

All work is to be carried out in accordance with LOCAL AUTHORITIES standard details.



THE ORIGINAL OF THIS DOCUMENT IS COMPLETED TO THE SCALE NOTED. AS REPRODUCTION CAN DISTORT SIZE & SHAPE USE ONLY THE DIMENSIONS PROVIDED ON ARCHITECTURAL &/OR ENGINEERING DRAWINGS. VERIFY DIMENSIONS ON SITE BEFORE CONSTRUCTION.



Civil & Structural Engineers
50 Punari Street, Currajong 4812
Phone: [07] 4725 5550 Fax: [07] 4725 5850
Email: mail@nceng.com.au
Milton Messer & Associates Pty. Ltd.
ACN 100 817 356

P3	PRELIMINARY - NOT FOR CONSTRUCTION - ISSUED FOR DISCUSSION PURPOSES ONLY	29/11/2017
P2	PRELIMINARY - NOT FOR CONSTRUCTION - ISSUED FOR DISCUSSION PURPOSES ONLY	20/11/2017
P1	PRELIMINARY - NOT FOR CONSTRUCTION - ISSUED FOR DISCUSSION PURPOSES ONLY	7/11/2017

Issue	Description	Date
Drawn KJM Date 7/11/2017	In Association With ECONOMIC DEVELOPMENT QUEENSLAND	TYPICAL ROAD CROSS SECTIONS
Checked Reviewed	THE VILLAGE, OONOONBA RESIDENTIAL SUBDIVISION, MASTER PLANNING	
COPYRIGHT ©	Drawing Number EDQ0000/M07	Issue P3