AMENDED IN RED

By: Jennifer Davison

Date: 23 JAN 2017

Queensland Government

PLANS AND DOCUMENTS referred to in the PDA DEVELOPMENT APPROVAL

Approval no: DEV2017/822

Date: 8 FEB 2017

Queensland Government

SIGNAGE SCHEDULE

TAG	DESCRIPTION	ILLUMINATION	
S7A, S7B	DIGITAL MENUBOARD (DOUBLE SCREEN)	YES	ASSESSABLE DEVELOPMENT
S7C, S7D	DIGITAL PRESELL BOARD (SINGLE SCREEN.)		
S8A	DIRECTIONAL SIGN. 0.7 X 2.3m HIGH. DOUBLE SIDED. WORDING: "WELCOME" / "WELCOME".		
S8C	DIRECTIONAL SIGN. 0.7 X 2.3m HIGH. DOUBLE SIDED. WORDING: "DRIVE THRU" / "DRIVE-THRU".		
S8D	DIRECTIONAL SIGN. 0.7 X 2.3m HIGH. SINGLE SIDED. WORDING: "DRIVE THRU" & "ANY LANE, ANY TIME".		
S8E	DIRECTIONAL SIGN. 0.7 X 2.3m HIGH. DOUBLE SIDED. WORDING: "THANKYOU / NO ENTRY".		
~~S11A~~ S11B, S11C	INFORMATION SIGNS WORDING: ~~"2: PAY HERE"~~ /"3. PICK UP HERE" / "4. PICK UP HERE".	NO	
S1	PYLON SIGN. 10.0m O/A HEIGHT 4.343 X 3.50m HEAD.	YES	EXEMPT DEVELOPMENT IN ACCORDANCE WITH APPROVED PLAN OF DEVELOPMENT
S2A, S2B	WALL SIGN. 5.00 X 0.61m HIGH. WORDING: "McDONALDS".		
S3A, S3B, S3C	WALL SIGN. 1.371 X 1.200m HIGH "M" LOGO FIXED TO WALL/BLADE.		
S4	ENTRY CLIP. 2.100 X 0.750m HIGH NON-ILLUMINATED FASCIA WITH 20mm PUSH THROUGH ILLUMINATED LETTERING: "McDONALDS".		
S5A	WALL SIGN. 1.420 X 0.70m HIGH. WORDING: "McCAFE" FIXED TO BLADE.		
S5B	WALL SIGN. Ø1.2m DIA. WORDING: "McCAFE" FIXED TO WALL.		
S5C	PLAY PLACE SIGN. LOGO & LETTERING FIXED TO HANGING FRAME.		
S6A, S6B	HEIGHT CLEARANCE GANTRY.		
S9A	SPEED SIGN (10km/hr) AS SPECIFIED. DOUBLE SIDED	NO	
S9B	ACCESSIBLE PARKING AS SPECIFIED.		
S9C, S9D, S9E	NO PEDESTRIAN ACCESS SIGN AS SPECIFIED.		
S9F, S9G	STOP SIGN AS SPECIFIED.		
S9H	BIKE RACK AS SPECIFIED (DOUBLE SIDED WHERE SHOWN).		
S9J, S9K	PEDESTRIAN WARNING SIGNS		
S10A, S10B	WORDING: "1. ORDER HERE".		
S12	FLAGPOLES AND BANNER.		

11A - INFORMATION SIGNS
WORDING: "2: PAY HERE"

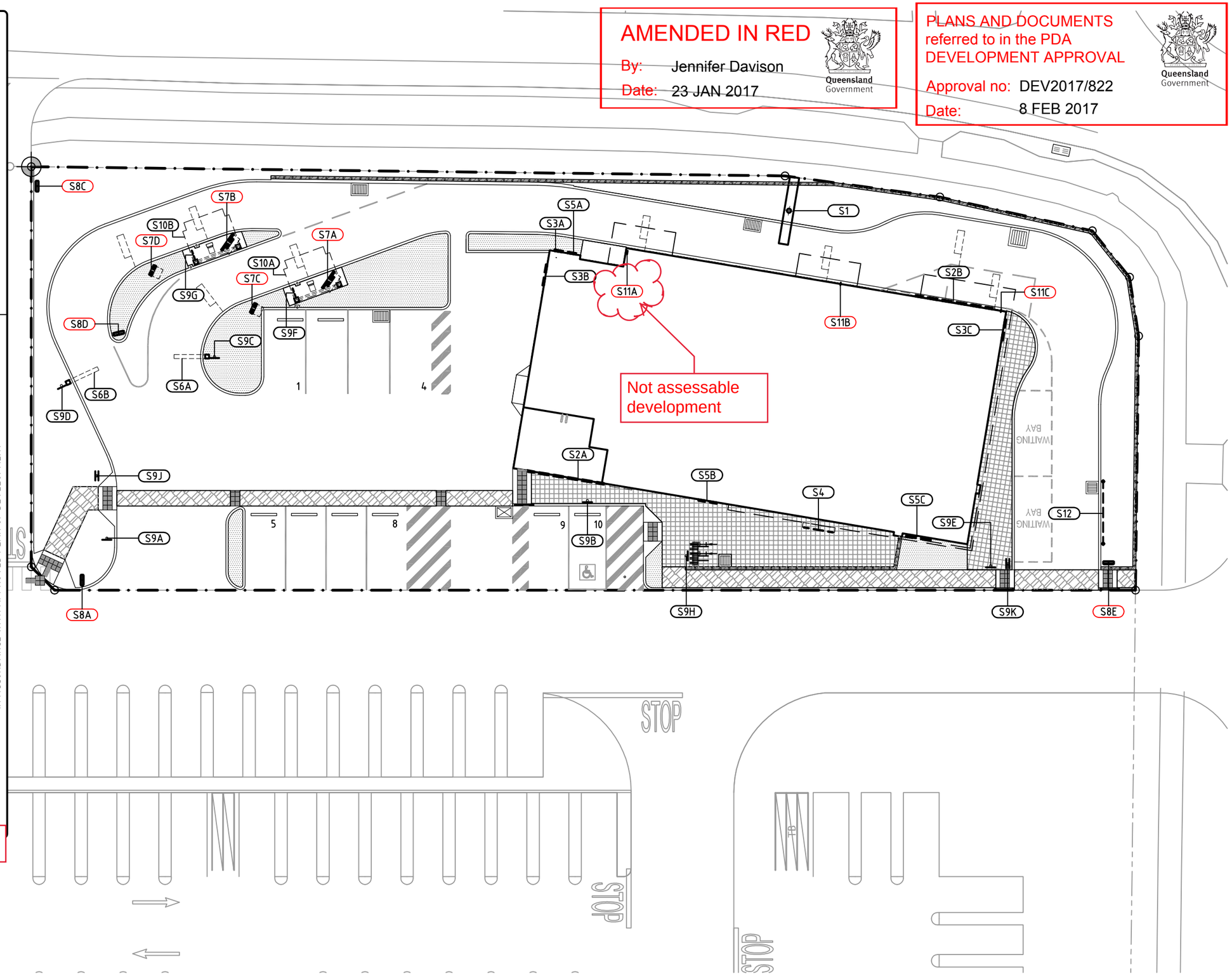

REFERENCES

FOR SIGNAGE DETAILS

REFER DWG A805
REFER DWG A806
REFER DWG A807

FOR BUILDING ELEVATIONS

REFER DWG A803
REFER DWG A804

LEGEND

SX SIGNAGE TAG.

SX ASSESSABLE DEVELOPMENT SIGNAGE TAG

ISSUE	AMENDMENT	DATE	INT
A	SIGNAGE APPLICATION ISSUE	18-11-16	DB
B	SIGNAGE APPLICATION ISSUE	25-11-16	DB
C	SIGNAGE APPLICATION ISSUE	05-12-16	DB
D	AMENDED AS CLOUDED.	20-12-16	DB
E	AMENDED AS CLOUDED.	23-12-16	DB
F	UPDATED SIGNAGE APPLICATION ISSUE	20-01-17	DB

NOTES.

1. DO NOT SCALE THIS DRAWING.
2. THE DRAWING SHOWS DESIGN INTENT ONLY. ALL DIMENSIONS TO BE CHECKED ON SITE PRIOR TO CONSTRUCTION OR PRODUCTION. CONSTRUCTION DETAILS TO BE CONFIRMED BY CONTRACTOR /MANUFACTURER.
3. THIS IS A COMPUTER GENERATED DRAWING . DO NOT AMEND BY HAND.
4. FIGURE DIMENSIONS ARE TO BE USED. CONTACT ARCHITECT FOR CLARIFICATION IF DIMENSIONS ARE NOT CLEAR.
5. ALL DISCREPANCIES AND OMISSIONS ON SITE MUST BE REPORTED TO THE ARCHITECT FOR THEIR COMMENTS OR APPROVAL PRIOR TO COMMENCING WORK.
6. ALL DIMENSIONS ARE IN MILLIMETRES

Richmond+Ross PTY LIMITED
CONSULTING ENGINEERS AND PROJECT LEADERS
ABN 34 001 485 436
38 WILLOUGHBY ROAD, CROWS NEST, NSW 2065
TEL : (02) 9490 9600 FAX : (02) 9438 1224

BUILDING OPTIONS

McDonald's Australia Limited
ABN 43 008 496 928
02 9875 6666
devgroup-aust@au.mcd.com
NDG NATIONAL DEVELOPMENT GROUP

PROJECT: REF: 150127

PROPOSED McDONALD'S OPERATION AT YARRABILBA VILLAGE CENTRE, YARRABILBA DRIVE, YARRABILBA, QLD, 4207

TITLE : SITE SIGNAGE PLAN

STATUS: DA ISSUE		DATE: NOVEMBER 2016				
SERIES: NON-STANDARD	REF. 03	UNMODIFIED MASTER DRAWING / PROJECT SPECIFIC DRAWING	DRAWN DB	CHECKED PR	SCALE 1:250	DWG. NO. A801	REV. F

© 2013 McDonald's

AMENDED IN RED

By: Jennifer Davison

Date: 23 JAN 2017

Queensland Government

PLANS AND DOCUMENTS referred to in the PDA DEVELOPMENT APPROVAL

Approval no: DEV2017/822

Date: 8 FEB 2017

Queensland Government

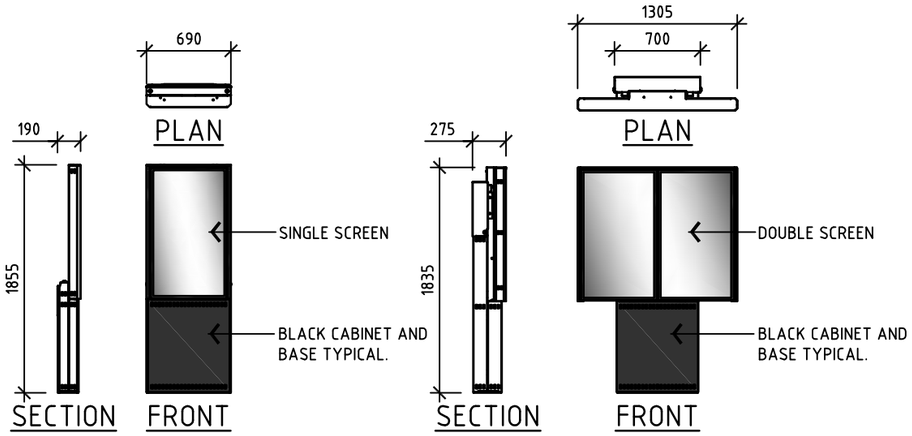

S7 A801 DIGITAL DRIVE THRU SCREENS

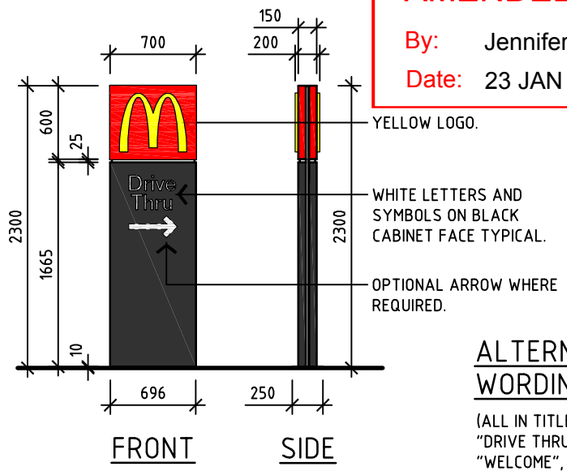

ALTERNATIVE WORDING

(ALL IN TITLE CASE):
"DRIVE THRU",
"WELCOME",
"NO ENTRY",
"THANK YOU",
"ANY LANE, ANY TIME"

S8 A801 DIRECTIONAL SIGN

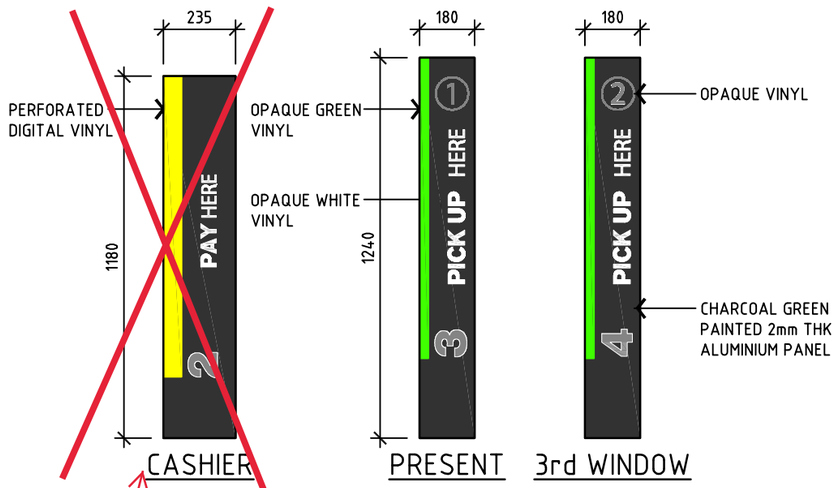

S11 A801 WALL SIGN

SCALE 1:20

Not assessable development

ISSUE	AMENDMENT	DATE	INT
F	UPDATED SIGNAGE APPLICATION ISSUE	20-01-17	DB

NOTES.

1. DO NOT SCALE THIS DRAWING.
2. THE DRAWING SHOWS DESIGN INTENT ONLY. ALL DIMENSIONS TO BE CHECKED ON SITE PRIOR TO CONSTRUCTION OR PRODUCTION. CONSTRUCTION DETAILS TO BE CONFIRMED BY CONTRACTOR /MANUFACTURER.
3. THIS IS A COMPUTER GENERATED DRAWING . DO NOT AMEND BY HAND.
4. FIGURE DIMENSIONS ARE TO BE USED. CONTACT ARCHITECT FOR CLARIFICATION IF DIMENSIONS ARE NOT CLEAR.
5. ALL DISCREPANCIES AND OMISSIONS ON SITE MUST BE REPORTED TO THE ARCHITECT FOR THEIR COMMENTS OR APPROVAL PRIOR TO COMMENCING WORK.
6. ALL DIMENSIONS ARE IN MILLIMETRES

Richmond+Ross PTY LIMITED
CONSULTING ENGINEERS AND PROJECT LEADERS
ABN 34 001 485 436
38 WILLOUGHBY ROAD, CROWS NEST, NSW 2065
TEL : (02) 9490 9600 FAX : (02) 9438 1224

BUILDING OPTIONS

McDonald's Australia Limited
ABN. 43 008 496 928
☎ 02 9875 6666
e devgroup-aust@au.mcd.com
NDG NATIONAL DEVELOPMENT GROUP

STATUS: DA ISSUE

DATE: NOVEMBER 2016

SERIES: NON-STANDARD

REF. 02

UNMODIFIED MASTER DRAWING

PROJECT SPECIFIC DRAWING

© 2013 McDonald's

PROJECT: REF: 150127

PROPOSED McDONALD'S OPERATION AT YARRABILBA VILLAGE CENTRE, YARRABILBA DRIVE, YARRABILBA, QLD, 4207

TITLE : SIGNAGE DETAILS (ASSESSABLE DEVELOPMENT)

DRAWN	CHECKED	SCALE	DWG. NO.	REV.
DB	PR	1:50 U.N.O.	A808	E

LEGEND

(SX) SIGNAGE TAG.

REFERENCES

FOR SIGNAGE PLAN
REFER DWG | A801

FOR INFORMATION PURPOSES ONLY

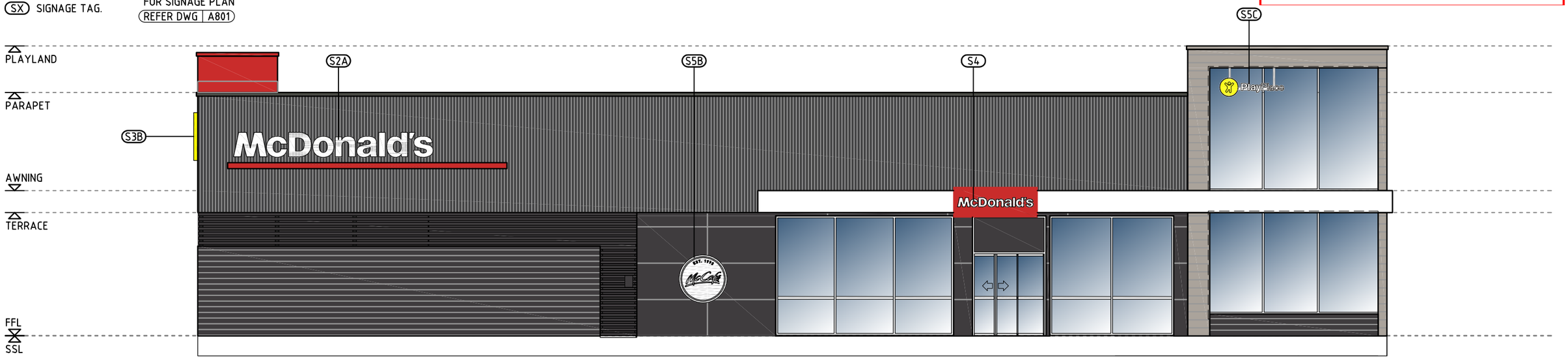

A - SOUTH ELEVATION

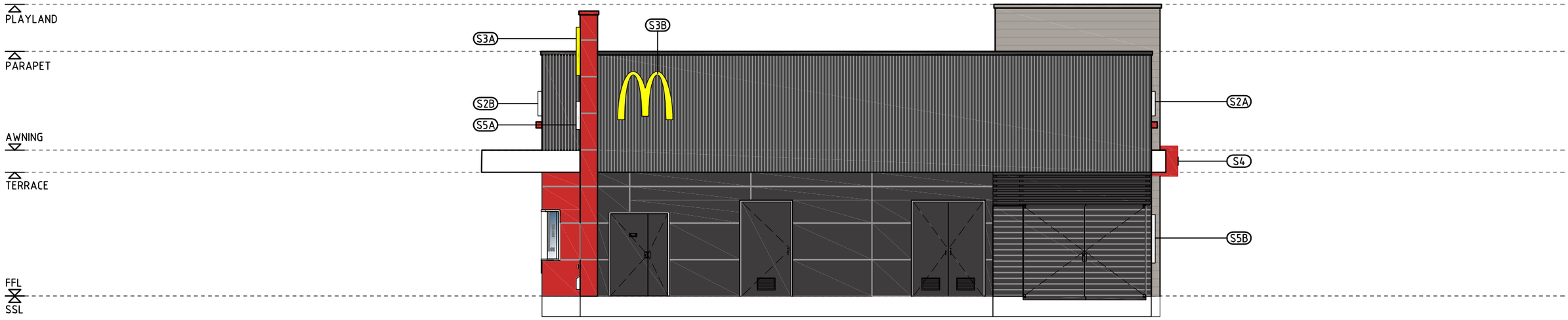

B - WEST ELEVATION

ISSUE	AMENDMENT	DATE	INT
A	SIGNAGE APPLICATION ISSUE	18-11-16	DB
B	SIGNAGE APPLICATION ISSUE	25-11-16	DB
C	SIGNAGE APPLICATION ISSUE	05-12-16	DB
E	SIGNAGE APPLICATION ISSUE	23-12-16	DB
F	UPDATED SIGNAGE APPLICATION ISSUE	20-01-17	DB

NOTES.

1. DO NOT SCALE THIS DRAWING.
2. THE DRAWING SHOWS DESIGN INTENT ONLY. ALL DIMENSIONS TO BE CHECKED ON SITE PRIOR TO CONSTRUCTION OR PRODUCTION. CONSTRUCTION DETAILS TO BE CONFIRMED BY CONTRACTOR /MANUFACTURER.
3. THIS IS A COMPUTER GENERATED DRAWING . DO NOT AMEND BY HAND.
4. FIGURE DIMENSIONS ARE TO BE USED. CONTACT ARCHITECT FOR CLARIFICATION IF DIMENSIONS ARE NOT CLEAR.
5. ALL DISCREPANCIES AND OMISSIONS ON SITE MUST BE REPORTED TO THE ARCHITECT FOR THEIR COMMENTS OR APPROVAL PRIOR TO COMMENCING WORK.
6. ALL DIMENSIONS ARE IN MILLIMETRES

Richmond+Ross PTY LIMITED
CONSULTING ENGINEERS AND PROJECT LEADERS
ABN 34 001 485 436
38 WILLOUGHBY ROAD , CROWS NEST, NSW 2065
TEL : (02) 9490 9600 FAX : (02) 9438 1224

BUILDING OPTIONS

McDonald's Australia Limited
ABN. 43 008 496 928
☎ 02 9875 6666
devgroup-aust@au.mcd.com
NATIONAL DEVELOPMENT GROUP

STATUS: DA ISSUE
DATE: NOVEMBER 2016
SERIES: NON-STANDARD
REF. 02
UNMODIFIED MASTER DRAWING
PROJECT SPECIFIC DRAWING
© 2013 McDonald's

PROJECT: REF: 150127
PROPOSED McDONALD'S OPERATION AT YARRABILBA VILLAGE CENTRE, YARRABILBA DRIVE, YARRABILBA, QLD, 4207

TITLE : SOUTH AND WEST SIGNAGE ELEVATIONS

DRAWN	CHECKED	SCALE	DWG. NO.	REV.
DB	PR	1:100	A803	F

LEGEND

XXX FINISHES TAG.

REFERENCES

FOR EXTERNAL FINISHES SCHEDULE
REFER DWG | A205

FOR INFORMATION PURPOSES ONLY

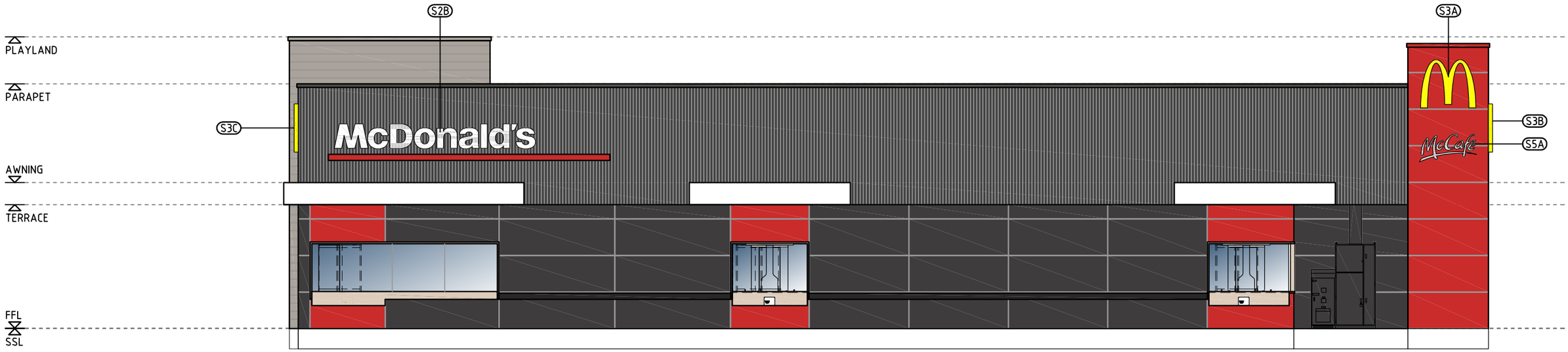

C - NORTH ELEVATION

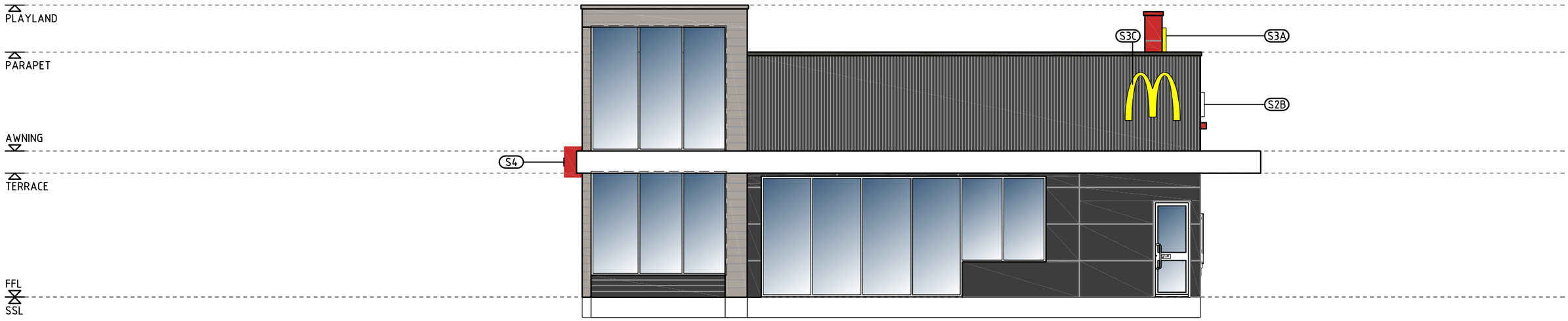

D - EAST ELEVATION

ISSUE	AMENDMENT	DATE	INT
A	SIGNAGE APPLICATION ISSUE	18-11-16	DB
B	SIGNAGE APPLICATION ISSUE	25-11-16	DB
C	SIGNAGE APPLICATION ISSUE	05-12-16	DB
E	SIGNAGE APPLICATION ISSUE	23-12-16	DB
F	UPDATED SIGNAGE APPLICATION ISSUE	20-01-17	DB

NOTES.

1. DO NOT SCALE THIS DRAWING.
2. THE DRAWING SHOWS DESIGN INTENT ONLY. ALL DIMENSIONS TO BE CHECKED ON SITE PRIOR TO CONSTRUCTION OR PRODUCTION. CONSTRUCTION DETAILS TO BE CONFIRMED BY CONTRACTOR /MANUFACTURER.
3. THIS IS A COMPUTER GENERATED DRAWING . DO NOT AMEND BY HAND.
4. FIGURE DIMENSIONS ARE TO BE USED. CONTACT ARCHITECT FOR CLARIFICATION IF DIMENSIONS ARE NOT CLEAR.
5. ALL DISCREPANCIES AND OMISSIONS ON SITE MUST BE REPORTED TO THE ARCHITECT FOR THEIR COMMENTS OR APPROVAL PRIOR TO COMMENCING WORK.
6. ALL DIMENSIONS ARE IN MILLIMETRES

Richmond+Ross PTY LIMITED
CONSULTING ENGINEERS AND PROJECT LEADERS
ABN 34 001 485 436
38 WILLOUGHBY ROAD, CROWS NEST, NSW 2065
TEL : (02) 9490 9600 FAX : (02) 9438 1224

BUILDING OPTIONS

McDonald's Australia Limited
ABN. 43 008 496 928
☎ 02 9875 6666
devgroup-aust@au.mcd.com
NATIONAL DEVELOPMENT GROUP

STATUS: DA ISSUE
DATE: NOVEMBER 2016
SERIES: NON-STANDARD
REF. 02
UNMODIFIED MASTER DRAWING
PROJECT SPECIFIC DRAWING
© 2013 McDonald's

PROJECT: REF: 150127
PROPOSED McDONALD'S OPERATION AT YARRABILBA VILLAGE CENTRE, YARRABILBA DRIVE, YARRABILBA, QLD, 4207

TITLE : NORTH AND EAST SIGNAGE ELEVS

DRAWN	CHECKED	SCALE	DWG. NO.	REV.
DB	PR	1:100	A804	F

FOR INFORMATION PURPOSES ONLY

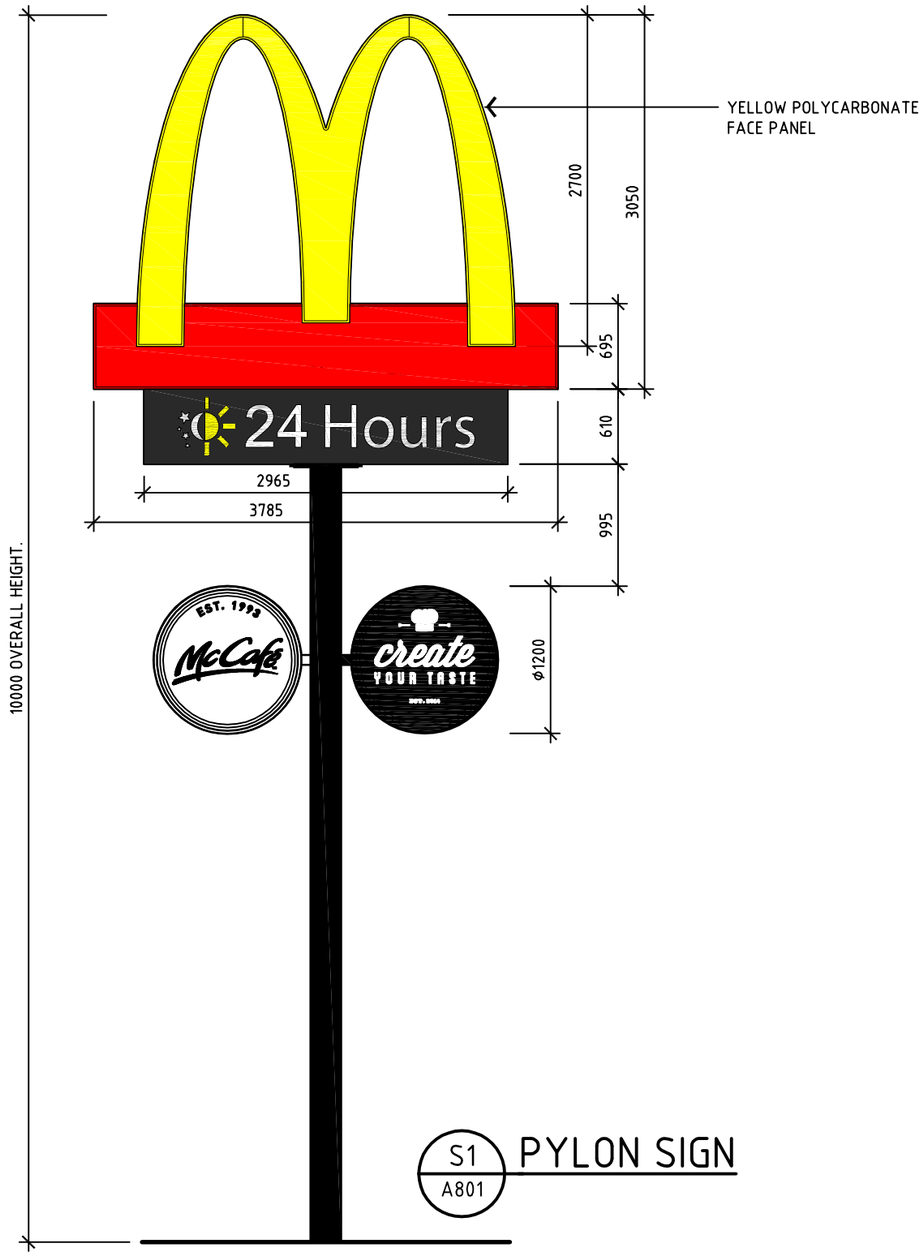

S1 / A801 PYLON SIGN

ISSUE	AMENDMENT	DATE	INT
A	SIGNAGE APPLICATION ISSUE	11-11-16	DB
B	SIGNAGE APPLICATION ISSUE	25-11-16	DB
C	SIGNAGE APPLICATION ISSUE	05-12-16	DB
D	PYLON HEIGHT REVISED.	20-12-16	DB
E	PYLON HEIGHT REVISED.	23-12-16	DB
F	UPDATED SIGNAGE APPLICATION ISSUE	20-01-17	DB

NOTES.

1. DO NOT SCALE THIS DRAWING.
2. THE DRAWING SHOWS DESIGN INTENT ONLY. ALL DIMENSIONS TO BE CHECKED ON SITE PRIOR TO CONSTRUCTION OR PRODUCTION. CONSTRUCTION DETAILS TO BE CONFIRMED BY CONTRACTOR /MANUFACTURER.
3. THIS IS A COMPUTER GENERATED DRAWING . DO NOT AMEND BY HAND.
4. FIGURE DIMENSIONS ARE TO BE USED. CONTACT ARCHITECT FOR CLARIFICATION IF DIMENSIONS ARE NOT CLEAR.
5. ALL DISCREPANCIES AND OMISSIONS ON SITE MUST BE REPORTED TO THE ARCHITECT FOR THEIR COMMENTS OR APPROVAL PRIOR TO COMMENCING WORK.
6. ALL DIMENSIONS ARE IN MILLIMETRES

Richmond+Ross PTY LIMITED
CONSULTING ENGINEERS AND PROJECT LEADERS
ABN 34 001 485 436
38 WILLOUGHBY ROAD, CROWS NEST, NSW 2065
TEL : (02) 9490 9600 FAX : (02) 9438 1224

BUILDING OPTIONS

McDonald's Australia Limited
ABN: 43 008 496 928
☎ 02 9875 6666
devgroup-aust@au.mcd.com
NDG NATIONAL DEVELOPMENT GROUP

STATUS: DA ISSUE
DATE: NOVEMBER 2016
SERIES: NON-STANDARD
REF. 01
UNMODIFIED MASTER DRAWING
PROJECT SPECIFIC DRAWING
© 2013 McDonald's

PROJECT: REF: 150127
PROPOSED McDONALD'S OPERATION AT YARRABILBA VILLAGE CENTRE, YARRABILBA DRIVE, YARRABILBA, QLD, 4207
TITLE : SIGNAGE DETAILS

DRAWN	CHECKED	SCALE	DWG. NO.	REV.
DB	PR	1:50 U.N.O.	A805	F

FOR INFORMATION PURPOSES ONLY



S2 / A801

WALL SIGN

INDIVIDUAL POLYCARBONATE LETTERING. INTERNALLY ILLUMINATED. WHITE LETTERS.

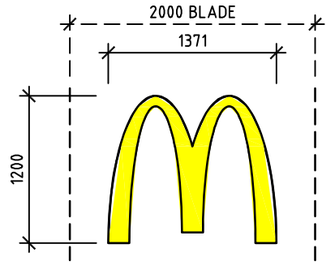

S3 / A801

WALL/BLADE SIGN

YELLOW FLAT FACE POLYCARBONATE LOGO. INTERNALLY ILLUMINATED. YELLOW LOGO FIXED TO POLE FROM SOFFIT OVER

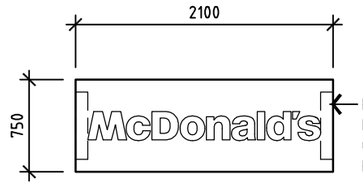

FRONT

RECESSED SOLID INFILL TO SIDES OF SIGN BOX PAINTED BLACK.

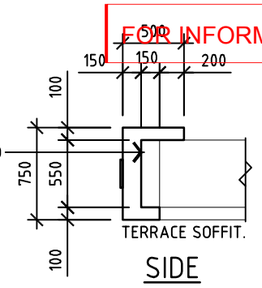

SIDE

S4 / A801

ENTRY CLIP



S5A / A801

WALL SIGN

INDIVIDUAL HALO ILLUMINATED REVERSE PAN FABRICATED ALUMINIUM CHANNEL LETTERS. BRUSHED ALUMINIUM FINISH.

NOTE

SIGN S5 WILL REQUIRE REMOTE TRANSFORMER. TRANSFORMER SHALL BE CONCEALED AND ACCESSIBLE VIA ACCESS PANEL AS LOCATED ON REFLECTED CEILING PLAN.

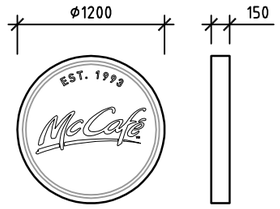

S5B / A801

WALL SIGN

FABRICATED METAL BUTTON SIGN. OPAL FACES WITH BLACK VINYL GRAPHICS. LED ILLUMINATION.

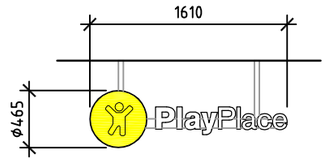

S5C / A801

HANGING SIGN

YELLOW LOGO WITH INDIVIDUAL POLYCARBONATE LETTERING FIXED TO FRAME. INTERNALLY ILLUMINATED. WHITE LETTERS.

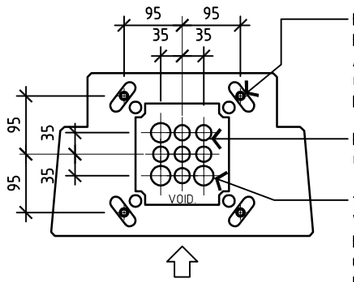

FRONT OF COD UNIT.

HOLDING DOWN BOLTS SHALL BE DRILLED IN TYPE SUPPLIED AND INSTALLED BY THE COD CONTRACTOR AFTER FOOTING IS POURED BY BUILDER.

REFER ELECTRICAL DETAILS FOR CONDUIT SPECIFICATIONS.

1 X 32 DIA CONDUIT RUNNING TO VEHICLE DETECTOR LOOP BY BUILDER. THIS CONDUIT CAN BE OMITTED IF A DETECTOR LOOP IS BEING SAWCUT INTO AN EXISTING PAVEMENT, AND THE SAWCUT CAN BE RUN DIRECTLY TO THE BASE OF THE COD UNIT (COD UNIT FOOTING MUST BUTT HARD AGAINST BACK OF KERB).

COD UNIT BASE PLATE DETAIL

SCALE 1:10

ISSUE	AMENDMENT	DATE	INT
A	SIGNAGE APPLICATION ISSUE	11-11-16	DB
B	SIGNAGE APPLICATION ISSUE	25-11-16	DB
C	SIGNAGE APPLICATION ISSUE	05-12-16	DB
E	SIGNAGE APPLICATION ISSUE	23-12-16	DB
F	UPDATED SIGNAGE APPLICATION ISSUE	20-01-17	DB

NOTES.

1. DO NOT SCALE THIS DRAWING.
2. THE DRAWING SHOWS DESIGN INTENT ONLY. ALL DIMENSIONS TO BE CHECKED ON SITE PRIOR TO CONSTRUCTION OR PRODUCTION. CONSTRUCTION DETAILS TO BE CONFIRMED BY CONTRACTOR /MANUFACTURER.
3. THIS IS A COMPUTER GENERATED DRAWING . DO NOT AMEND BY HAND.
4. FIGURE DIMENSIONS ARE TO BE USED. CONTACT ARCHITECT FOR CLARIFICATION IF DIMENSIONS ARE NOT CLEAR.
5. ALL DISCREPANCIES AND OMISSIONS ON SITE MUST BE REPORTED TO THE ARCHITECT FOR THEIR COMMENTS OR APPROVAL PRIOR TO COMMENCING WORK.
6. ALL DIMENSIONS ARE IN MILLIMETRES

Richmond+Ross PTY LIMITED
CONSULTING ENGINEERS AND PROJECT LEADERS
ABN 34 001 485 436
38 WILLOUGHBY ROAD, CROWS NEST, NSW 2065
TEL : (02) 9490 9600 FAX : (02) 9438 1224

BUILDING OPTIONS

McDonald's Australia Limited
ABN. 43 008 496 928
☎ 02 9875 6666
devgroup-aust@au.mcd.com
NATIONAL DEVELOPMENT GROUP

STATUS: DA ISSUE | DATE: NOVEMBER 2016

SERIES: NON-STANDARD | REF. 02

UNMODIFIED MASTER DRAWING
PROJECT SPECIFIC DRAWING

© 2013 McDonald's

PROJECT: REF: 150127
PROPOSED McDONALD'S OPERATION AT YARRABILBA VILLAGE CENTRE, YARRABILBA DRIVE, YARRABILBA, QLD, 4207

TITLE : SIGNAGE DETAILS

DRAWN	CHECKED	SCALE	DWG. NO.	REV.
DB	PR	1:50 U.N.O.	A806	F

AMENDED IN RED

By: Jennifer Davison

Date: 23 JAN 2017

Queensland Government

FOR INFORMATION PURPOSES ONLY

NOTES

1. DEPENDING ON LOCATION WITHIN SITE, S9 SIGNAGE SHOULD BE SET A MINIMUM OF 2m ABOVE TOP OF KERB TO PREVENT OBSTRUCTION TO OCCASIONAL PEDESTRIANS, OR TO REDUCE INTERFERENCE FROM PARKED VEHICLES. IF THIS DOESN'T APPLY, SIGNAGE HEIGHTS SHALL BE SET AS NOTED.

2. SIGN S10 IS DETAILED WITH THE COD UNIT DETAILS.

REFERENCES

FOR CARPARK SIGNAGE

REFER SPEC 23.E.8



S9 / A801 — CAR PARK SIGNAGE

NON-ILLUMINATED ALUMINIUM REFLECTIVE SIGN ON GALVANISED STEEL POLE TYPICAL.

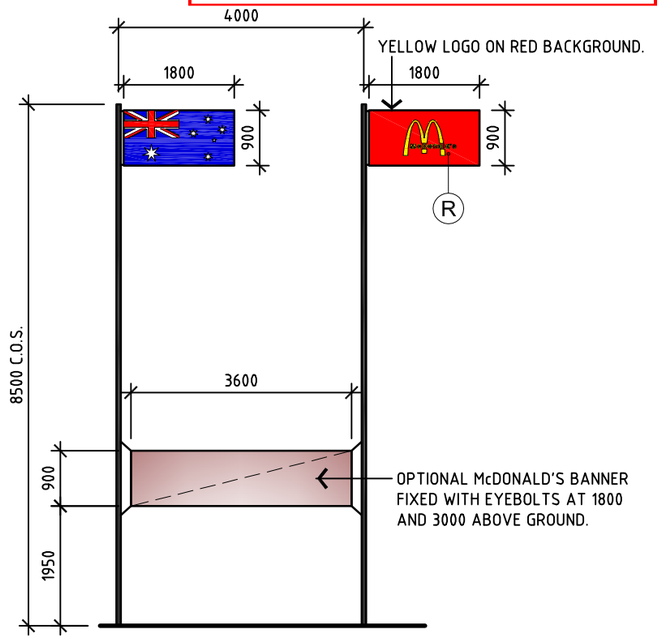

S12 / A801 — FLAG POLES

SCALE 1:100

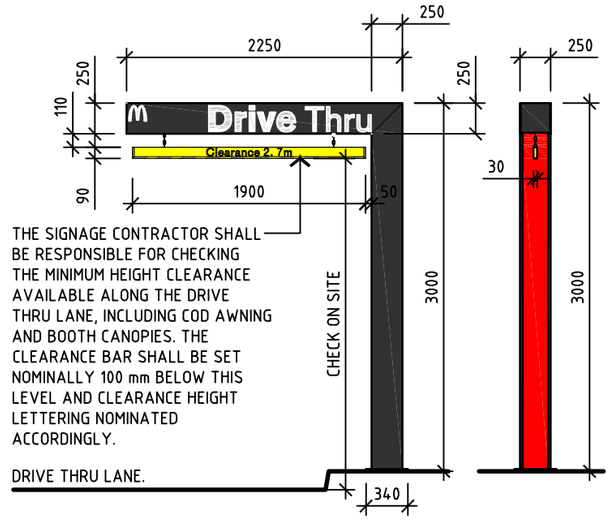

S6 / A801 — HEIGHT CLEARANCE GANTRY

SCALE 1:50

Sign 11(a) added to this page

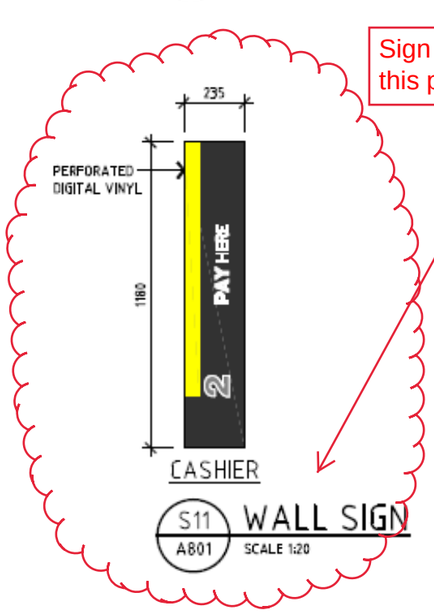

S11 / A801 — WALL SIGN

SCALE 1:20

ISSUE	AMENDMENT	DATE	INT
A	SIGNAGE APPLICATION ISSUE	11-11-16	DB
B	SIGNAGE APPLICATION ISSUE	25-11-16	DB
C	SIGNAGE APPLICATION ISSUE	05-12-16	DB
E	SIGNAGE APPLICATION ISSUE	23-12-16	DB
F	UPDATED SIGNAGE APPLICATION ISSUE	20-01-17	DB

NOTES.

1. DO NOT SCALE THIS DRAWING.
2. THE DRAWING SHOWS DESIGN INTENT ONLY. ALL DIMENSIONS TO BE CHECKED ON SITE PRIOR TO CONSTRUCTION OR PRODUCTION. CONSTRUCTION DETAILS TO BE CONFIRMED BY CONTRACTOR /MANUFACTURER.
3. THIS IS A COMPUTER GENERATED DRAWING . DO NOT AMEND BY HAND.
4. FIGURE DIMENSIONS ARE TO BE USED. CONTACT ARCHITECT FOR CLARIFICATION IF DIMENSIONS ARE NOT CLEAR.
5. ALL DISCREPANCIES AND OMISSIONS ON SITE MUST BE REPORTED TO THE ARCHITECT FOR THEIR COMMENTS OR APPROVAL PRIOR TO COMMENCING WORK.
6. ALL DIMENSIONS ARE IN MILLIMETRES

Richmond+Ross PTY LIMITED
CONSULTING ENGINEERS AND PROJECT LEADERS
ABN 34 001 485 436
38 WILLOUGHBY ROAD, CROWS NEST, NSW 2065
TEL : (02) 9490 9600 FAX : (02) 9438 1224

BUILDING OPTIONS

McDonald's Australia Limited
ABN. 43 008 496 928
☎ 02 9875 6666
e: devgroup-aust@au.mcd.com
NATIONAL DEVELOPMENT GROUP

STATUS: DA ISSUE

DATE: NOVEMBER 2016

SERIES: NON-STANDARD

REF. 02

UNMODIFIED MASTER DRAWING

PROJECT SPECIFIC DRAWING

© 2013 McDonald's

PROJECT: REF: 150127

PROPOSED McDONALD'S OPERATION AT YARRABILBA VILLAGE CENTRE, YARRABILBA DRIVE, YARRABILBA, QLD, 4207

TITLE : SIGNAGE DETAILS

DRAWN	CHECKED	SCALE	DWG. NO.	REV.
DB	PR	1:10 U.N.O.	A807	F